

[Wire-To-Board Serial, 90°SMT, Pitch 1.0 connector]

1. INTRODUCTION

1.1. Purpose

Testing was performed on the TE Connectivity (TE) to determine its conformance to the requirements of product specification, 108-161192 for PN - 2473276, 2473254, 2473275. These crimp snap-in receptacle contacts with insulation support will accept a wire size range of 32-28 AWG.






1.2. Scope

This report covers the electrical, mechanical, and environmental performance of base no. 2473276. Testing was performed at the Oct.16,2023 between the following date ranges Oct. 23, 2023. The test file number for this testing is 501-161230. This documentation is on file at and available from TE.

1.3. Conclusion

All part numbers listed in paragraph 1.5 conformed to the electrical, mechanical, and environmental performance requirements of 108-161192.

1.4. Product Description

Product Part No.	Description	Wafer(2P)	Wafer(15P)	Housing(2P)	Housing(15P)	Terminal
2473276-2 1-2473276-5	1.0 Pitch Wafer Serial Connector					
2473254-2 1-2473254-5	1.0 Pitch Housing Serial Connector					
2473275-1	1.0 Pitch Housing Terminal(AWG28#)					

1.5. Test Specimens

The test specimens were representative of normal production lots, and the following part numbers were used for testing (see

Test Group	Quantity	Part Number	Description
A	5	2473276-2	1.0 WTB HDR SR RA 2 POS
B	5	1-2473276-5,	1.0 WTB HDR SR RA 15 POS
C	5	2473254-2,	1.0MM W T B RECPT,2POS
D	5	2473275-1,	HOUSING
E	5	1-2473254-5	1.0MM W T B RECPT,15POSHOUSING
F	5		1.0 WTB Terminal
G	5		
H	5	2473276-2	1.0 WTB HDR SR RA 2 POS
I	5	1-2473276-5	1.0 WTB HDR SR RA 15 POS

Test Group	Quantity	Part Number	Description
J	5	2473276-2 1-2473276-5, 2473254-2, 2473275-1, 1-2473254-5	1.0 WTB HDR SR RA 2 POS 1.0 WTB HDR SR RA 15 POS 1.0MM W T B RECPT,2POS HOUSING 1.0MM W T B RECPT,15POSHOUSING 1.0 WTB Terminal
K	5	2473275-1, 2473254-2, 1-2473254-5	1.0MM W T B RECPT,2POS HOUSING 1.0MM W T B RECPT,15POSHOUSING 1.0 WTB Terminal
L	5	2473276-2 1-2473276-5, 2473254-2, 2473275-1, 1-2473254-5	1.0 WTB HDR SR RA 2 POS 1.0 WTB HDR SR RA 15 POS 1.0MM W T B RECPT,2POS HOUSING 1.0MM W T B RECPT,15POSHOUSING 1.0 WTB Terminal
M	5		

Figure 1).

Test Group	Quantity	Part Number	Description
A	5	2473276-2 1-2473276-5, 2473254-2, 2473275-1, 1-2473254-5	1.0 WTB HDR SR RA 2 POS 1.0 WTB HDR SR RA 15 POS 1.0MM W T B RECPT,2POS HOUSING 1.0MM W T B RECPT,15POSHOUSING 1.0 WTB Terminal
B	5		
C	5		
D	5		
E	5		
F	5		
G	5		
H	5	2473276-2 1-2473276-5	1.0 WTB HDR SR RA 2 POS 1.0 WTB HDR SR RA 15 POS
I	5		
J	5	2473276-2 1-2473276-5, 2473254-2, 2473275-1, 1-2473254-5	1.0 WTB HDR SR RA 2 POS 1.0 WTB HDR SR RA 15 POS 1.0MM W T B RECPT,2POS HOUSING 1.0MM W T B RECPT,15POSHOUSING 1.0 WTB Terminal
K	5	2473275-1, 2473254-2, 1-2473254-5	1.0MM W T B RECPT,2POS HOUSING 1.0MM W T B RECPT,15POSHOUSING 1.0 WTB Terminal
L	5	2473276-2 1-2473276-5, 2473254-2, 2473275-1, 1-2473254-5	1.0 WTB HDR SR RA 2 POS 1.0 WTB HDR SR RA 15 POS 1.0MM W T B RECPT,2POS HOUSING 1.0MM W T B RECPT,15POSHOUSING 1.0 WTB Terminal
M	5		

Figure 1

1.6. Qualification Test Sequence

TEST OR EXAMINATION	TEST GROUP (a)												
	A	B	C	D	E	F	G	H	I	J	K	L	M
	TEST SEQUENCE (b)												
Examination of Product	1,7	1,9	1,6	1,5	1,5	1,3	1,5	1,3	1,3	1,3	1,3	1,3	1,3
Termination Resistance		2,8	2,5	2,4	2,4	2,4	2,4						
Insulation Resistance	2,5												
Dielectric withstanding Voltage	3,6												
Temperature Rising										2			
Solderability								2					
Connector Mating Force		3,7											
Connector Unmating Force		4,6											
Durability		5											
Vibration			3										
Physical Shock			4										
Temperature Life				3									
Thermal Shock					3								
Humidity Temperature Cycling	4					3							
Salt Spray							3						
Resistance to Reflow Soldering Heat									2				
Insertion & withdraw force											2		
Cramp Retention force												2	
Current Rating													2



NOTE

- (a) See Paragraph 1.5.
- (b) Numbers indicate sequence which tests were performed.

Figure 2

1.7. Environmental Conditions

Unless otherwise stated, the following environmental conditions prevailed during testing:

Temperature: 15°C to 35°C
 Relative Humidity: 20% to 80%

2. SUMMARY OF TESTING

2.1.

2PIN					
Test Group	Number of Data Points	Condition	Results		
			Min	Max	Mean

Test Group	Number of Data Points	Condition	Results		
			Min	Max	Mean
A	5	Examination of product:Visual inspection No physical damage	No abnormalities		
	5	Insulation Resistance:100 MΩ Min. (Initial)/100 MΩ Min. (Final)	No abnormalities		
	5	Dielectric withstanding Voltage:500V AC	No abnormalities		
	5	Humidity Temperature Cycling : Mated Connector 25 – 65°C , 95% RH, 10 Cycles	No abnormalities		
15PIN					
A	5	Examination of product:Visual inspection No physical damage	No abnormalities		
	5	Insulation Resistance:100 MΩ Min. (Initial)/100 MΩ Min. (Final)	No abnormalities		
	5	Dielectric withstanding Voltage:500V AC	No abnormalities		
	5	Humidity Temperature Cycling : Mated Connector 25 – 65°C , 95% RH, 10 Cycles	No abnormalities		

2PIN					
Test Group	Number of Data Points	Condition	Results		
			Min	Max	Mean
B	5	Examination of product:Visual inspection No physical damage	No abnormalities		
	5	Termination Resistance:20mΩ MAX	8.885	9.209	9.011
	5	Connector Mating Force:0.5*2=1 kgf MAX	0.389	0.479	0.426
	5	Connector Unmating Force:0.08*2=0.16 kgf MIN	0.482	0.609	0.547
	5	Durability: No Damage Operation Speed: 10 cycle/min. No. of Cycles: 50 Cycles	No abnormalities		
	5	Termination Resistance after Connector Mating Force:20mΩ MAX	9.444	9.837	9.622
15PIN					
Test Group	Number of Data Points	Condition	Results		
			Min	Max	Mean
B	5	Examination of product:Visual inspection No physical damage	No abnormalities		
	5	Termination Resistance:20mΩ MAX	8.609	9.362	8.882
	5	Connector Mating Force:0.5*15=7.5 kgf MAX	3.036	3.545	3.220
	5	Connector Unmating Force:0.08*15=1.2 kgf MIN	1.923	2.171	2.089
	5	Durability: No Damage Operation Speed: 10 cycle/min. No. of Cycles: 50 Cycles	No abnormalities		
	5	Termination Resistance after Connector Mating Force:20mΩ MAX	9.455	9.704	9.619

2PIN					
Test Group	Number of Data Points	Condition	Results		
			Min	Max	Mean
C	5	Examination of product: Visual inspection No physical damage	No abnormalities		
	5	Termination Resistance: 20mΩ MAX	8.688	8.863	8.782
	5	Vibration: No electrical discontinuity greater than 1microsecond shall occur. No Damage Subject mated connectors to 10-55-10 Hz traversed in 1minutes at 1.52mm amplitude 2 Hours each of 3 mutually perpendicular planes, passing DC 1mA current during the test.	No abnormalities		
	5	Physical Shock: No electrical discontinuity greater than 1microsecond shall occur. No Damage Accelerate Velocity: 490m/s ² 50G Waveform: Half-sine shock plus Duration: 11msec No. of Drops : 3 drops each to normal and reversed directions of X, Y and Z axes, totally 18 drops, passing DC 1mA current during the test.	No abnormalities		
	5	Termination Resistance after Physical Shock: 20mΩ MAX	9.356	9.541	9.452

15PIN					
Test Group	Number of Data Points	Condition	Results		
			Min	Max	Mean
C	5	Examination of product: Visual inspection No physical damage	No abnormalities		
	5	Termination Resistance: 20mΩ MAX	8.699	8.861	8.767
	5	Vibration: No electrical discontinuity greater than 1microsecond shall occur. No Damage Subject mated connectors to 10-55-10 Hz traversed in 1minutes at 1.52mm amplitude 2 Hours each of 3 mutually perpendicular planes, passing DC 1mA current during the test.	No abnormalities		
	5	Physical Shock: No electrical discontinuity greater than 1microsecond shall occur. No Damage Accelerate Velocity: 490m/s ² 50G Waveform: Half-sine shock plus Duration: 11msec No. of Drops : 3 drops each to normal and reversed directions of X, Y and Z axes, totally 18 drops, passing DC 1mA current during the test.	No abnormalities		
	5	Termination Resistance after Physical Shock: 20mΩ MAX	9.350	9.529	9.461

2PIN					
Test Group	Number of Data Points	Condition	Results		
			Min	Max	Mean

Test Group	Number of Data Points	Condition	Results		
			Min	Max	Mean
D	5	Examination of product:Visual inspection No physical damage	No abnormalities		
	5	Termination Resistance:20mΩ MAX	8.360	8.788	8.622
	5	Termination Resistance after Temperature life:20mΩ MAX	9.231	9.442	9.361
	5	Examination of product:Visual inspection No physical damage	No abnormalities		
15PIN					
D	5	Examination of product:Visual inspection No physical damage	No abnormalities		
	5	Termination Resistance:20mΩ MAX	8.395	8.789	8.627
	5	Termination Resistance after Temperature life:20mΩ MAX	9.223	9.447	9.372
	5	Examination of product:Visual inspection No physical damage	No abnormalities		

2PIN					
Test Group	Number of Data Points	Condition	Results		
			Min	Max	Mean
E	5	Examination of product:Visual inspection No physical damage	No abnormalities		
	5	Termination Resistance:20mΩ MAX	8.384	8.782	8.660
	5	Termination Resistance after Thermal shock:20mΩ MAX	9.347	9.484	9.418
	5	Examination of product:Visual inspection No physical damage	No abnormalities		
15PIN					
Test Group	Number of Data Points	Condition	Results		
			Min	Max	Mean
E	5	Examination of product:Visual inspection No physical damage	No abnormalities		
	5	Termination Resistance:20mΩ MAX	8.361	8.780	8.670
	5	Termination Resistance after Thermal shock:20mΩ MAX	9.359	9.478	9.411
	5	Examination of product:Visual inspection No physical damage	No abnormalities		

2PIN					
Test Group	Number of Data Points	Condition	Results		
			Min	Max	Mean
F	5	Examination of product:Visual inspection No physical damage	No abnormalities		
	5	Termination Resistance:20mΩ MAX	8.639	8.910	8.792

	5	Termination Resistance after Humidity Temperature Cycling:20mΩ MAX	9.373	9.549	9.462
	5	Examination of product:Visual inspection No physical damage	No abnormalities		
15PIN					
Test Group	Number of Data Points	Condition	Results		
			Min	Max	Mean
F	5	Examination of product:Visual inspection No physical damage	No abnormalities		
	5	Termination Resistance:20mΩ MAX	8.638	8.864	8.775
	5	Termination Resistance after Humidity Temperature Cycling:20mΩ MAX	9.361	9.530	9.449
	5	Examination of product:Visual inspection No physical damage	No abnormalities		

2PIN					
Test Group	Number of Data Points	Condition	Results		
			Min	Max	Mean
G	5	Examination of product:Visual inspection No physical damage	No abnormalities		
	5	Termination Resistance:20mΩ MAX	8.316	8.737	8.518
	5	Termination Resistance after Salt Spray:20mΩ MAX	9.143	9.339	9.261
	5	Examination of product:Visual inspection No physical damage	No abnormalities		
15PIN					
Test Group	Number of Data Points	Condition	Results		
			Min	Max	Mean
G	5	Examination of product:Visual inspection No physical damage	No abnormalities		
	5	Termination Resistance:20mΩ MAX	8.326	8.734	8.537
	5	Termination Resistance after Salt Spray:20mΩ MAX	9.136	9.322	9.213
	5	Examination of product:Visual inspection No physical damage	No abnormalities		

2PIN					
Test Group	Number of Data Points	Condition	Results		
			Min	Max	Mean
H	5	Examination of product:Visual inspection No physical damage	No abnormalities		
	5	Solderability: Wet solder coverage: 95% Min. Solder Temperature: 235+/-5 degC Duration: 5+/-0.5 sec	More than 95% of tested area was covered with Tin		
	5	Examination of product after test: Visual inspection No physical damage	No abnormalities		
15PIN					

Test Group	Number of Data Points	Condition	Results		
			Min	Max	Mean
H	5	Examination of product: Visual inspection No physical damage	No abnormalities		
	5	Solderability: Wet solder coverage: 95% Min. Solder Temperature: 235+/-5 degC Duration: 5+/-0.5 sec	More than 95% of tested area was covered with Tin		
	5	Examination of product after test: Visual inspection No physical damage	No abnormalities		

2PIN					
Test Group	Number of Data Points	Condition	Results		
			Min	Max	Mean
I	5	Examination of product: Visual inspection No physical damage	No abnormalities		
	5	Resistance to soldering heat: No physical damage shall occur. Pre-soak condition, 40°C / 95 % R.H. for 48 hours. Pre Heat: 150 ~ 180°C, 90±30 sec. Heat: 220°C Min., 30±10 sec. Peak Temp.: 260 +0/-5°C. Duration: 2 cycles	After the test, the appearance of the sample has no deformation, discoloration and blistering		
	5	Examination of product after test: Visual inspection No physical damage	No abnormalities		
15PIN					
Test Group	Number of Data Points	Condition	Results		
			Min	Max	Mean
I	5	Examination of product: Visual inspection No physical damage	No abnormalities		
	5	Resistance to soldering heat: No physical damage shall occur. Pre-soak condition, 40°C / 95 % R.H. for 48 hours. Pre Heat: 150 ~ 180°C, 90±30 sec. Heat: 220°C Min., 30±10 sec. Peak Temp.: 260 +0/-5°C. Duration: 2 cycles	After the test, the appearance of the sample has no deformation, discoloration and blistering		
	5	Examination of product after test: Visual inspection No physical damage	No abnormalities		

2PIN					
Test Group	Number of Data Points	Condition	Results		
			Min	Max	Mean
J	5	Examination of product: Visual inspection No physical damage	No abnormalities		
	5	Temperature Rising: 30° C Max. under loaded rating current Contact series-wired, apply test current of loaded rating current to the circuit, and measure the temperature	12.14	12.91	12.55

		rising by probing on soldered areas of contacts, after the temperature becomes stabilized deduct ambient temperature from the measured value.			
	5	Examination of product after test: Visual inspection No physical damage	No abnormalities		
15PIN					
Test Group	Number of Data Points	Condition	Results		
			Min	Max	Mean
J	5	Examination of product: Visual inspection No physical damage	No abnormalities		
	5	Temperature Rising: 30° C Max. under loaded rating current Contact series-wired, apply test current of loaded rating current to the circuit, and measure the temperature rising by probing on soldered areas of contacts, after the temperature becomes stabilized deduct ambient temperature from the measured value.	12.22	12.84	12.49
	5	Examination of product after test: Visual inspection No physical damage	No abnormalities		

2PIN					
Test Group	Number of Data Points	Condition	Results		
			Min	Max	Mean
K	5	Examination of product: Visual inspection No physical damage	No abnormalities		
	5	Insertion force: Insertion: 1.47 N (0.15 kgf) Max	0.092	0.124	0.110
	5	withdraw force: Withdraw: 5.88 N (0.6 kgf) Min	0.993	1.143	1.055
	5	Examination of product: Visual inspection No physical damage	No abnormalities		
15PIN					
Test Group	Number of Data Points	Condition	Results		
			Min	Max	Mean
K	5	Examination of product: Visual inspection No physical damage	No abnormalities		
	5	Insertion force: Insertion: 1.47 N (0.15 kgf) Max	0.085	0.132	0.109
	5	withdraw force: Withdraw: 5.88 N (0.6 kgf) Min	0.990	1.141	1.115
	5	Examination of product: Visual inspection No physical damage	No abnormalities		

2PIN					
Test Group	Number of Data Points	Condition	Results		
			Min	Max	Mean
L	5	Examination of product: Visual inspection No physical damage	No abnormalities		
	5	Cramp Retention force: 9.8 N (1.0 kgf) Min.	1.569	1.878	1.764
	5	Examination of product after test: Visual inspection No physical damage	No abnormalities		

15PIN					
Test Group	Number of Data Points	Condition	Results		
			Min	Max	Mean
L	5	Examination of product: Visual inspection No physical damage	No abnormalities		
	5	Cramp Retention force: 9.8 N (1.0 kgf) Min.	1.618	1.922	1.798
	5	Examination of product after test: Visual inspection No physical damage	No abnormalities		

2PIN					
Test Group	Number of Data Points	Condition	Results		
			Min	Max	Mean
M	5	Examination of product: Visual inspection No physical damage	No abnormalities		
	5	30°C max. under loaded rating current for 1 Amp	After the test, the appearance of the sample has no deformation, discoloration and blistering		
	5	Examination of product after test: Visual inspection No physical damage	No abnormalities		

15PIN					
Test Group	Number of Data Points	Condition	Results		
			Min	Max	Mean
M	5	Examination of product: Visual inspection No physical damage	No abnormalities		
	5	30°C max. under loaded rating current for 1 Amp	After the test, the appearance of the sample has no deformation, discoloration and blistering.		
	5	Examination of product after test: Visual inspection No physical damage	No abnormalities		

Figure 3

3. TEST METHODS

Test methods according to product SPEC 108-161192.