



**AMP★ LANCELOK★
EXTRACTION TOOLS**

Catalog No. 69261-2, 69261-3 and 69661

IS 1832

RELEASED	10-2-62
REVISED	1-13-75

1. INTRODUCTION

Tool Nos. 69261-3 and 69661 are used to extract AMP LANCELOK terminals from rear board frame and spring assemblies of programming systems. Tool No. 69261-2 is used to extract AMP LANCELOK terminals from AMP housing assemblies, P/N 50970 (without tab) and P/N 50971 (with tab).

2. EXTRACTION PROCEDURE

The extraction procedure is the same using either tool No. 69261-3 or 69261-2.

- (a) Hold tool Nos. 69261-3 or 69261-2 between thumb and forefinger with the plunger resting against palm of hand. Hold tool perpendicular to rear board or housing assembly. See Figure 1.

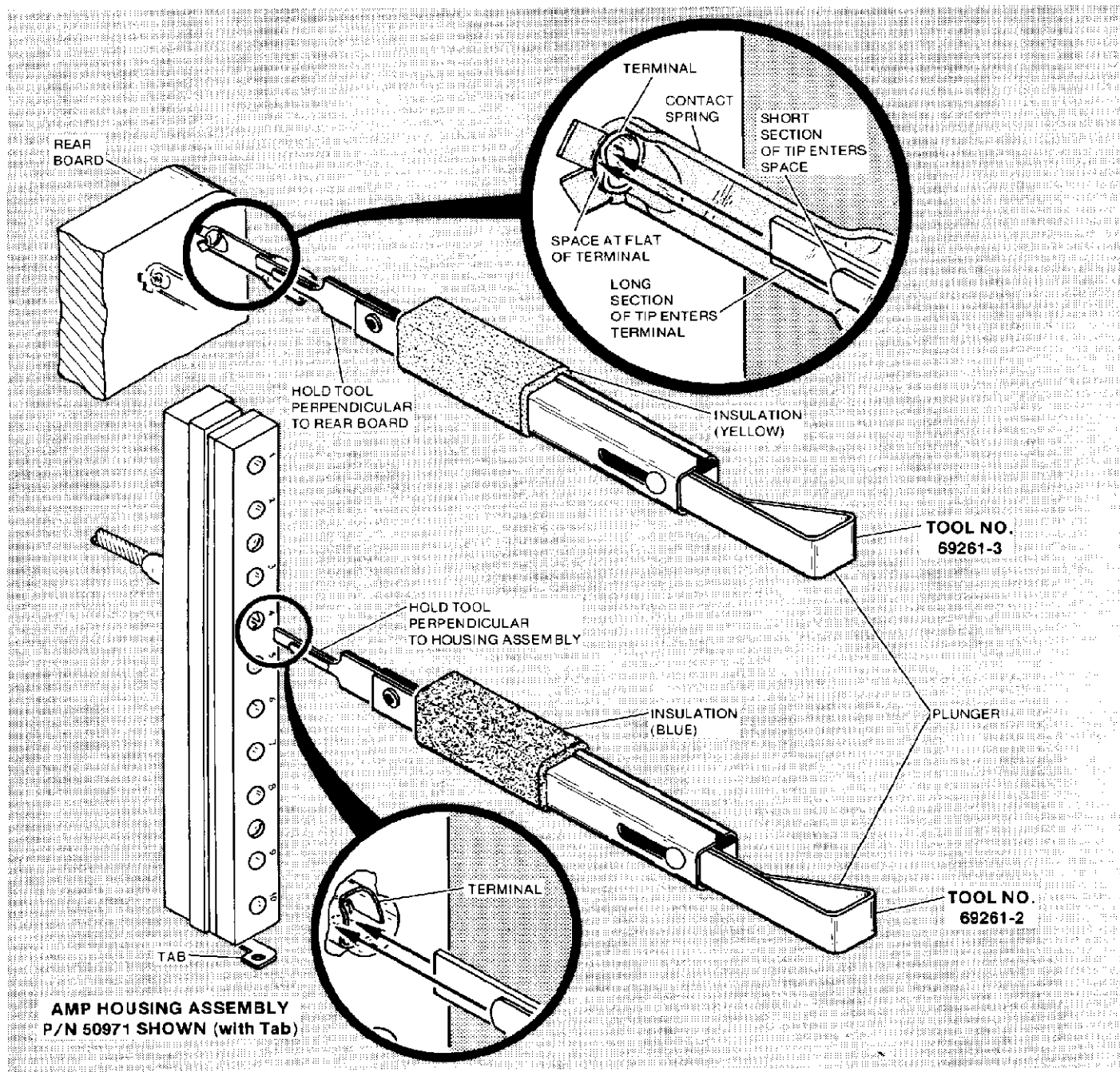


Figure 1

© Copyright 1962, 1965, 1975
 by AMP Incorporated,
 Harrisburg, Pa. All International Rights Reserved. AMP Incorporated
 products covered by U.S. and Foreign Patents and/or Patents Pending.

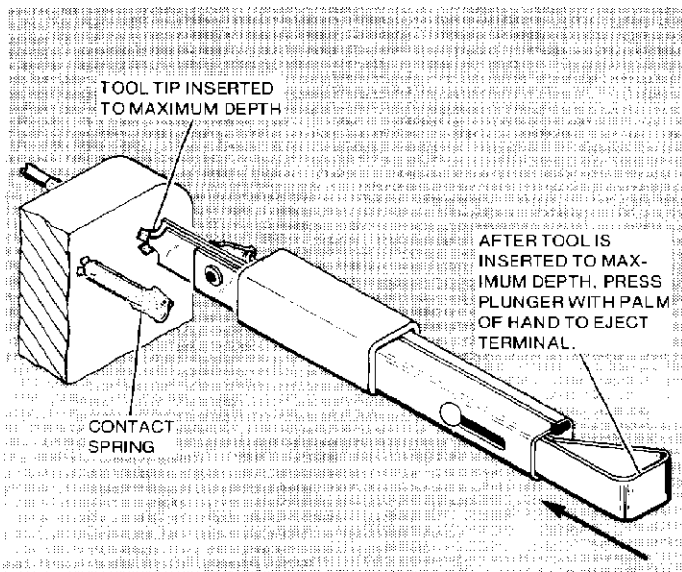


Figure 2

- (b) Tool No. 69661 is held in any convenient manner as long as it is perpendicular to rear board. See Figure 3.
- (c) Insert tip of tool (longest of two sections) inside of terminal. See Figures 1 and 3.
- (d) As long section enters terminal, short section is inserted into space between flat side of terminal and inside surface of contact spring or housing assembly. See Figures 1 and 3.
- (e) Flat side of terminal contains a latch which will be depressed by the short section of tool tip as tip slides between terminal and contact spring or housing assembly.
- (f) After either tool No. 69261-3 or tool No. 69261-2 is inserted to the maximum depth, press plunger with palm of hand. See Figure 2. Terminal will be ejected by pressure of tip of tool against wire stop inside terminal.
- (g) After tool No. 69661 is inserted to maximum depth, squeeze trigger. See Figure 3. Terminal will be ejected by pressure of tip of tool against wire stop inside terminal.
- (h) Withdraw extraction tool.

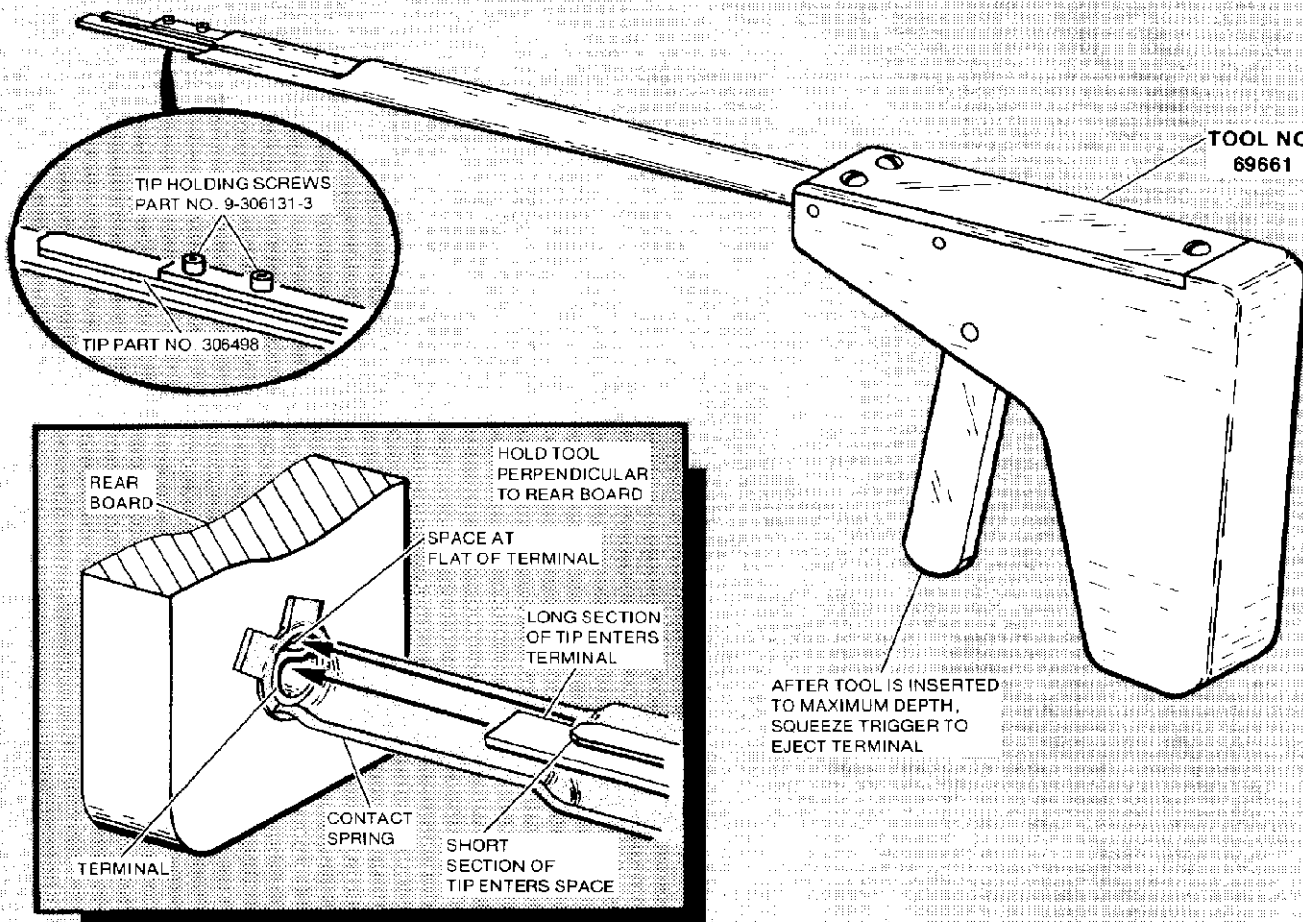


Figure 3