THIS DRAWING IS UNPUBLISHED. RELEASED FOR PUBLICATION 2011
© COPYRIGHT 2011 Tyco Electronics AMP GmbH ALL RIGHTS RESERVED.

LOC	DIST
A1	-

REVISIONS

F	LTR	DESCRIPTION	DATE	DWN	APVD
	D2	Replaced by Design Variante -3	09JAN2020	GLUE	BECK
	D3	Drawing update	24JAN2022	FRAN	LOY
	D4	Drawing update	24FEB2022	FRAN	LOY
	D5	Drawing update	22MAR2022	FRAN	LOY

SHEET 1: NAVIGATION THROUGH TOPOLOGIC VARIANCES
SHEET 2: 90 DEG THT (WIRE CONTACTS)
SHEET 3: 180 DEG THT (WIRE CONTACTS)

CODINGS (PRE-DASH-NUMBER)

	PACKAGING TRAY	PACKAGING TAPE &REEL (T&R)
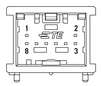	CODING "A" 0–	CODING "A" 4–
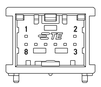	CODING "B" 1–	CODING "B" 5–
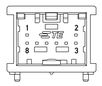	CODING "C" 2–	CODING "C" 6–
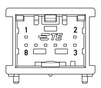	CODING "D" 3–	CODING "D" 7–

DIFFERENT PCB-CONNECTION-TECHNOLOGIES

VERSION

90-DEG-THT	180-DEG-THT
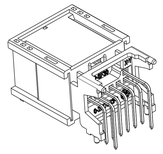	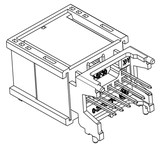

DIFFERENT CONTACT AMOUNTS (DIFFERENT BASIC-NUMBERS)

NO. OF POSITIONS	8-POS			12-POS			20-POS			32-POS		
	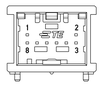			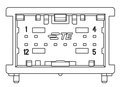			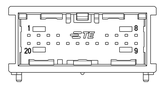			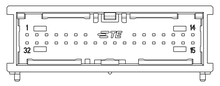		
VERSION	90°	180°		90°	180°		90°	180°		90°	180°	
TE PN	2177372	2177768		2177370	2177767		2177367	2177766		2177419	2177748	

X-XYXYXYX-Y

FOR MORE DETAILED INFORMATION GO TO	
SHEET 2	SHEET 3
90-DEG-THT	180-DEG-THT

TOPOLOGIC VARIANTS OF THE HOUSING (AFTER-DASH-NUMBER)

DESIGN 1 –1	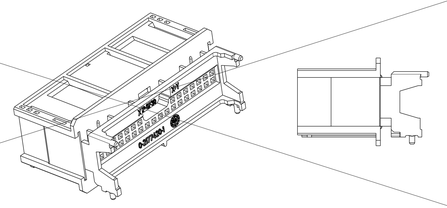
DESIGN 2 –2	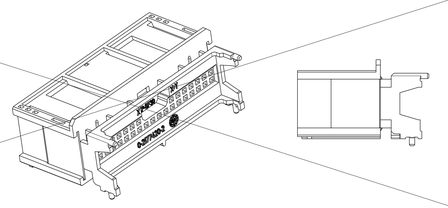
DESIGN 3 –3	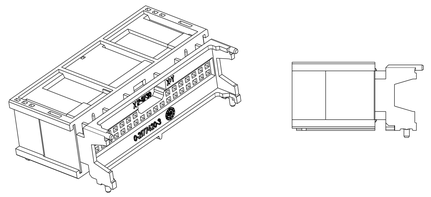
DESIGN 4 –4	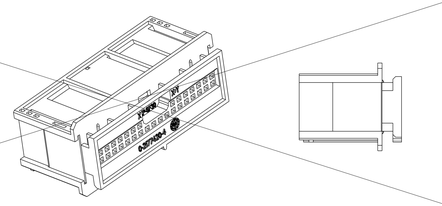
DESIGN 5 –5	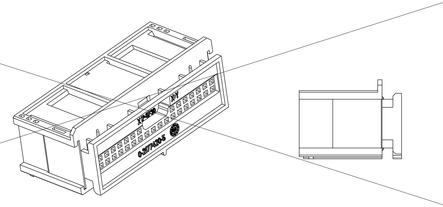
DESIGN 6 –6	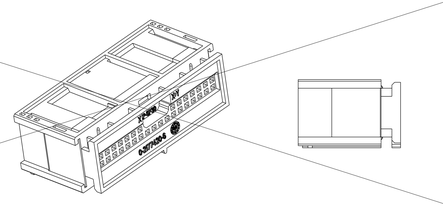

THIS DRAWING IS A CONTROLLED DOCUMENT.

DIMENSIONS: mm

TOLERANCES UNLESS OTHERWISE SPECIFIED:
0 PLC ±-
1 PLC ±-
2 PLC ±-
3 PLC ±-
4 PLC ±-
ANGLES ±1°

MATERIAL –
FINISH –

DWN 23NOV2011 NEUBERT, I.
CHK – FRANK, O.
APVD – SPIELVOGEL, M.
PRODUCT SPEC 108-94313
APPLICATION SPEC –
WEIGHT –

TE Connectivity

NAME PLATFORM PRODUCT DRAWING. HEADERS. NANO-MQS MARKET SERIES –

SIZE	CAGE CODE	DRAWING NO	RESTRICTED TO
A0	00779	C-114-94160	–

CUSTOMER DRAWING SCALE 5:1 SHEET 1 OF 3 REV 05

A806 (3/11)

THIS DRAWING IS UNPUBLISHED. RELEASED FOR PUBLICATION 2011
© COPYRIGHT 2011 Tyco Electronics AMP GmbH ALL RIGHTS RESERVED.

LOC	DIST
A1	-

REVISIONS

P	LTR	DESCRIPTION	DATE	DWN	APVD
	-	SEE SHEET 1	-	-	-

SHEET 2: 90 DEG THT (WIRE CONTACTS)

	PARTNUMBER	DESCRIPTION	VARIABLE DIMENSIONS MARKED WITH "AA" UP TO "AZ"							
			AA	AB	AC	AD	AE	AF	AG	AH
1.	X-2177372-Y	8 POS. 90 DEG	0.50	0.50	0	0.0	5	9.0	16.45	12.65
2.	X-2177370-Y	12 POS. 90 DEG	0.50	0.50	1	1.8	7	12.6	20.05	16.25
3.	X-2177367-Y	20 POS. 90 DEG	0.55	0.55	3	5.4	11	19.8	27.25	23.45
4.	X-2177419-Y	32 POS. 90 DEG	0.55	0.55	6	10.8	17	30.6	38.05	34.25

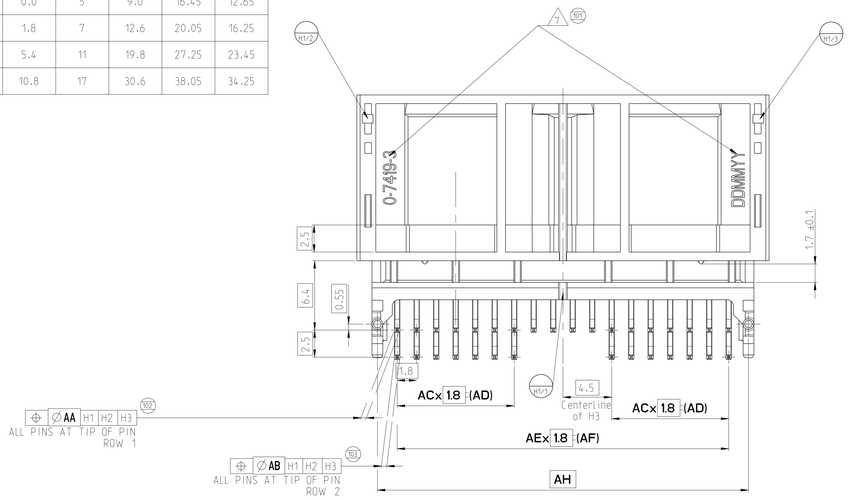

A3-A3

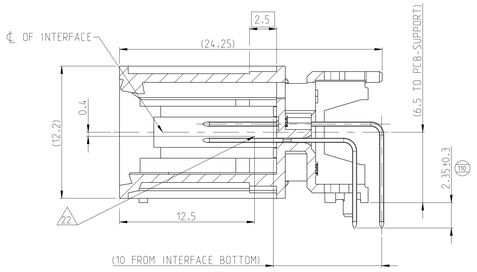

DEVIATING FROM 114-20160 MEASUREMENT APPROACH

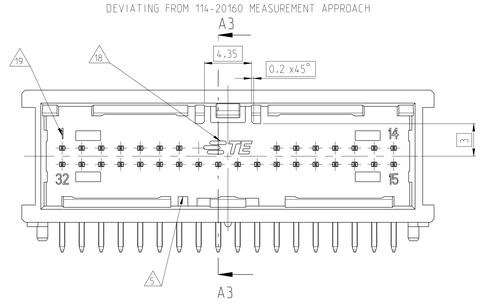

VIEW DISPLAYED WITHOUT CONTACTS

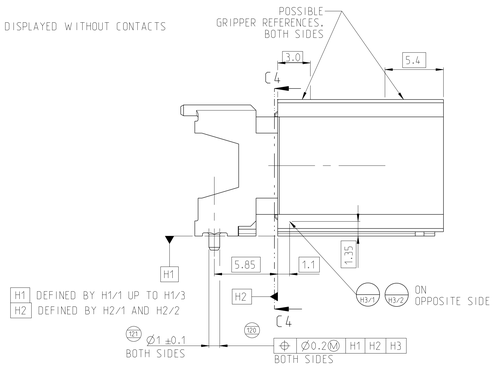

VIEW DISPLAYED WITHOUT CONTACTS

H3 DEFINED BY H3/1 AND H3/2

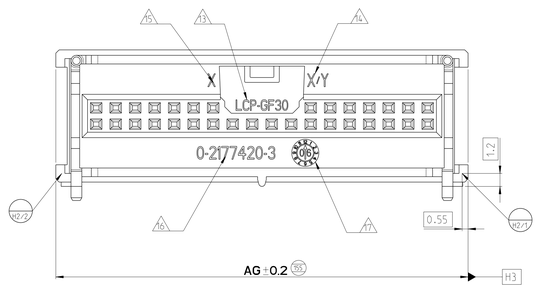

SCALE 5:2

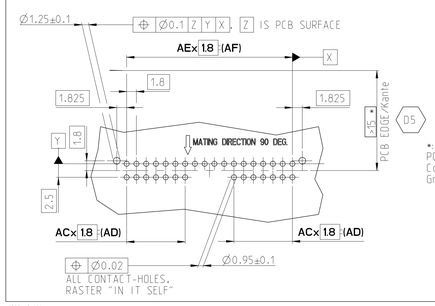

*: recommendation for PCB Edge position. Consider the Center of Gravity position above.

C4-C4

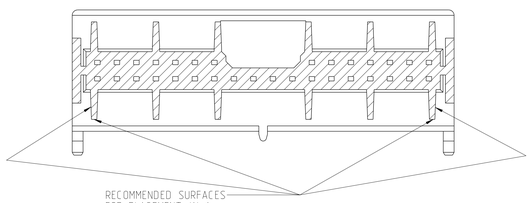

RECOMMENDED SURFACES FOR PLACEMENT IN A SURROUNDING HOUSING
Empfohlene Oberflaechen fuer eine Platzierung im Umgehaeuse

NOTES
Bemerkungen

1 MAX. REGRIND 25% IN ACCORDANCE WITH 118-18101-1 (CLOSED LOOP)
Max. Mahlgutanteil 25% gemaess 118-18101-1 (closed loop)

2 NO MIXED CONTACT-ARRANGEMENT OF Sn AND Au) CONTACTS IN ONE ROW
Keine Mischbestueckung von Sn und Au Kontakten in einer Reihe zulaessig

3 PIN HOLES NOT EQUIPPED WITH PINS ARE ALLOWED TO BE OPEN
Nicht bestueckte Pin Oeffnungen sind erlaubt

4 LUBRICATION FOR SURFACE PROTECTION AND STITCHING PERMITTED
Oberflaechenschutz durch Lubrizierung beim Stitchen erlaubt

5 KEY CODINGS "A", "B", "C" AND "D"
ACCORDING TO INTERFACE DRAWING 114-20160
Kodierungen "A", "B", "C" und "D"
entsprechend Schnittstellen-Zeichnung 114-20160

250 6 CONTACT RETENTION FORCE 20N AT 25mm/min:(FOR PEAK FORCE Fmax.)
Kontakthaltekraft 20N bei 25mm/Min(gilt fuer Kraft Peak Fmax.)

7 PRINT OR LASER-MARKING CONTAINING:
ASSEMBLY-PART-NUMBER WITH THE LAST 3 OR 4 DIGITS OF THE BASE-NUMBER AND "INSPECTED GOOD-PART-MARKING" E.G. PRODUCTION-DATE OR DATA-MATRIX-CODE (ALTERNATIVELY)
Aufdruck oder Lasermarkierung:
ASSY-Teile-Nummer mit den letzten 3 oder 4 Zahlen der Basisnummer und "Gutteil Markierung" z.B. Produktionsdatum oder Data-Matrix-Code (alternativ)

8 CORRESPONDING HARNESS CONNECTORS SEE DRAWING C-2141576
Passende Gegenstecker siehe Zeichnung C-2141576

9 (...) CHARACTERISTICS IN BRACKETS ARE NOT TO BE SAMPLED OR ON REQUEST ONLY:
Merkmale in Klammern werden nicht, oder nur auf Anfrage, gemustert

10 MEASUREMENTS FOR SAMPLING AT ROOM-TEMPERATURE, SAMPLES TO BE STORED AT MINIMUM 2 HOURS AT ROOM-TEMPERATURE BEFORE MEASURING:
Die Ausmessung muss bei Raumtemperatur erfolgen. Die Teile muessen vor der Ausmessung mindestens 2 Stunden bei Raumtemperatur gelagert sein.

11 TRAY AND TAPE&REEL (T&R)
Tablett und Tape&Reel (T&R)

D5 12 - 114-20160 INTERFACE DRAWING:
- 114-94201 NanoMQS, CONTACT PIN FOR SHROUDED CONNECTION

13 MATERIAL-IDENTIFICATION, HEIGHT 1.0
Hoehe der Materialkennzeichnung 1.0

14 TOOL-CAVITY-IDENTIFICATION / TOTAL NUMBER OF CAVITIES, HEIGHT 1.2.
FOR HOUSINGS BELOW 12 POS. A SIZE-ADAPTATION IS PERMITTED
Werkzeug- und Nestkennzahl / Gesamtzahl der Nester, Hoehe 1.2
fuer Gehaeuse unter 12 Positionen ist eine Groessenanpassung erlaubt

15 TE-PART REVISION (HOUSING), HEIGHT 1.2.
FOR HOUSINGS BELOW 12 POS. A SIZE-ADAPTATION IS PERMITTED
TE-Teilerevision (Gehaeuse), Hoehe 1.2.
fuer Gehaeuse unter 12 Positionen ist eine Groessenanpassung erlaubt

16 TE-PART NUMBER, HEIGHT 1.2
FOR HOUSINGS BELOW 12 POS. A SIZE-ADAPTATION IS PERMITTED
TE-Teilenummer, Hoehe 1.2.
fuer Gehaeuse unter 12 Positionen ist eine Groessenanpassung erlaubt

17 DATE-CLOCK.
FOR HOUSINGS BELOW 12 POS. A SIZE-ADAPTATION IS PERMITTED
Datumsuhr.
fuer Gehaeuse unter 12 Positionen ist eine Groessenanpassung erlaubt

18 TE-LOGO
FOR HOUSINGS BELOW 12 POS. A SIZE-ADAPTATION IS PERMITTED
TE-Firmenkennzeichen
fuer Gehaeuse unter 12 Positionen ist eine Groessenanpassung erlaubt

19 CONTACT-CAVITY-MARKING, HEIGHT 1.0
Markierung der Kontaktkammer, Hoehe 1.0

20 MOLD FLOW AID ONLY IN THIS AREA CONCERNS ONLY 20POS. AND 32POS.
Fliesshilfe in diesen Bereichen Betrifft nur 20pol. und 32 pol.

21 A STRAIN RELIEF (PUSH / PULL) FROM THE UNIT HOUSING HAS TO BE ENSURED BY THE CUSTOMER
Eine Zug- Druckentlastung des Gehaeuses ist durch den Kunden sicherzustellen

22 PART "CENTER OF GRAVITY"
Schwerpunkt

32 POS. THT, 90°

QTY REQD PER ASSY				232	CODING	DESCRIPTION	MATERIAL	COLOUR FINISH	ITEM NO
14	14	14	14		-	TAB 0.5X0.4,NANOMQS (WIRE PRETINNED, PLATED, LONG)	CuMg0.1	Sn/Sn OVER Ni	3
18	18	18	18		-	TAB 0.5X0.4,NANOMQS (WIRE PRETINNED, PLATED, SHORT)	CuMg0.1	Sn/Sn OVER Ni	2
1	-	-	-		D	32POS.TAB 0.5X0.4,TAB HSG	LCP-GF30	BLACK	1
-	1	-	-		C	32POS.TAB 0.5X0.4,TAB HSG	LCP-GF30	GREY	1
-	-	1	-		B	32POS.TAB 0.5X0.4,TAB HSG	LCP-GF30	NATURAL	1
			1		A	32POS.TAB 0.5X0.4,TAB HSG	LCP-GF30	BLACK	1
3-2177419-3	2-2177419-3	1-2177419-3	0-2177419-3		TRAY	PACKAGING			
7-2177419-3	6-2177419-3	5-2177419-3	4-2177419-3		T&R				
D	D	D	D		REVISION				
5.130g	5.130g	5.130g	5.130g		WEIGHT APPROX. [g]				

20 POS. THT, 90°

QTY REQD PER ASSY				232	CODING	DESCRIPTION	MATERIAL	COLOUR FINISH	ITEM NO
8	8	8	8		-	TAB 0.5X0.4,NANOMQS (WIRE PRETINNED, PLATED, LONG)	CuMg0.1	Sn/Sn OVER Ni	3
12	12	12	12		-	TAB 0.5X0.4,NANOMQS (WIRE PRETINNED, PLATED, SHORT)	CuMg0.1	Sn/Sn OVER Ni	2
1	-	-	-		D	20POS.TAB 0.5X0.4,TAB HSG	LCP-GF30	BLACK	1
-	1	-	-		C	20POS.TAB 0.5X0.4,TAB HSG	LCP-GF30	GREY	1
		1	-		B	20POS.TAB 0.5X0.4,TAB HSG	LCP-GF30	NATURAL	1
			1		A	20POS.TAB 0.5X0.4,TAB HSG	LCP-GF30	BLACK	1
3-2177367-3	2-2177367-3	1-2177367-3	0-2177367-3		TRAY	PACKAGING			
7-2177367-3	6-2177367-3	5-2177367-3	4-2177367-3		T&R				
D	D	D	D		REVISION				
3.747g	3.747g	3.747g	3.747g		WEIGHT APPROX. [g]				

12 POS. THT, 90°

QTY REQD PER ASSY				232	CODING	DESCRIPTION	MATERIAL	COLOUR FINISH	ITEM NO
4	4	4	4		-	TAB 0.5X0.4,NANOMQS (WIRE PRETINNED, PLATED, LONG)	CuMg0.1	Sn/Sn OVER Ni	3
8	8	8	8		-	TAB 0.5X0.4,NANOMQS (WIRE PRETINNED, PLATED, SHORT)	CuMg0.1	Sn/Sn OVER Ni	2
1	-	-	-		D	12POS.TAB 0.5X0.4,TAB HSG	LCP-GF30	BLACK	1
-	1	-	-		C	12POS.TAB 0.5X0.4,TAB HSG	LCP-GF30	GREY	1
		1	-		B	12POS.TAB 0.5X0.4,TAB HSG	LCP-GF30	NATURAL	1
			1		A	12POS.TAB 0.5X0.4,TAB HSG	LCP-GF30	BLACK	1
3-2177370-3	2-2177370-3	1-2177370-3	0-2177370-3		TRAY	PACKAGING			
7-2177370-3	6-2177370-3	5-2177370-3	4-2177370-3		T&R				
D	D	D	D		REVISION				
2.843g	2.843g	2.843g	2.843g		WEIGHT APPROX. [g]				

8 POS. THT, 90°

QTY REQD PER ASSY				232	CODING	DESCRIPTION	MATERIAL	COLOUR FINISH	ITEM NO
2	2	2	2		-	TAB 0.5X0.4,NANOMQS (WIRE PRETINNED, PLATED, LONG)	CuMg0.1	Sn/Sn OVER Ni	3
6	6	6	6		-	TAB 0.5X0.4,NANOMQS (WIRE PRETINNED, PLATED, SHORT)	CuMg0.1	Sn/Sn OVER Ni	2
1	-	-	-		D	8POS.TAB 0.5X0.4,TAB HSG	LCP-GF30	BLACK	1
-	1	-	-		C	8POS.TAB 0.5X0.4,TAB HSG	LCP-GF30	GREY	1
		1	-		B	8POS.TAB 0.5X0.4,TAB HSG	LCP-GF30	NATURAL	1
			1		A	8POS.TAB 0.5X0.4,TAB HSG	LCP-GF30	BLACK	1
3-2177372-3	2-2177372-3	1-2177372-3	0-2177372-3		TRAY	PACKAGING			
7-2177372-3	6-2177372-3	5-2177372-3	4-2177372-3		T&R				
D	D	D	D		REVISION				
2.177g	2.177g	2.177g	2.177g		WEIGHT APPROX. [g]				

MOLD FLOW AID/Fliesshilfe 20

8 POS.	12 POS.	20 POS.	32 POS.
PN 2177372	PN 2177370	PN 2177367	PN 2177419
2:1	2:1	2:1	2:1

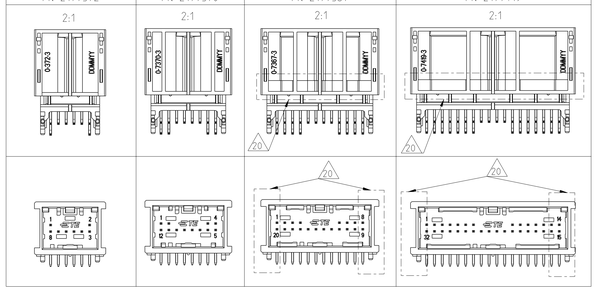

SUCCER-SURFACE Ø8mm
Moegliche Ansaugflaeche

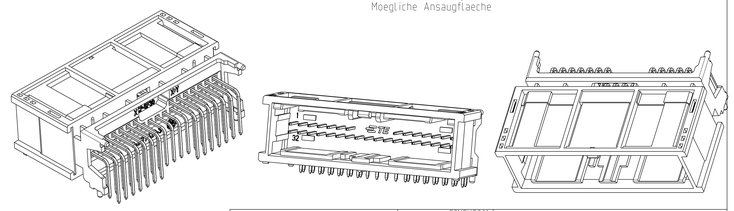

0-2177419-3 AS SHOWN
0-2177419-3 wie dargestellt

THIS DRAWING IS A CONTROLLED DOCUMENT.

DIMENSIONS: mm

TOLERANCES (UNLESS OTHERWISE SPECIFIED)
0 PLC ±-
1 PLC ±-
2 PLC ±-
3 PLC ±-
4 PLC ±-
ANGLES ±1°
FINISH -

MATERIAL -

DWN NEUBERT, L. 23NOV2011
CHK FRANK, O. -
APVD SPIELVOGEL, M. -
PRODUCT SPEC 108-94313
APPLICATION SPEC - - -
WEIGHT -

TE Connectivity

NAME PLATFORM PRODUCT DRAWING, HEADERS, NANO-MQS MARKET SERIES

SIZE	CAGE CODE	DRAWING NO	RESTRICTED TO
A0	00779	C-114-94160	-

CUSTOMER DRAWING | SCALE 5:1 | SHEET 2 OF 3 | REV D5

printed on 23 Mar 2022 08:45 (Mirkharing from T220642)
4806 (3/11)

THIS DRAWING IS UNPUBLISHED. RELEASED FOR PUBLICATION 2011
© COPYRIGHT 2011 Tyco Electronics AMP GmbH ALL RIGHTS RESERVED.

LOC	DIST
A1	-

REVISIONS

	P	LTR	DESCRIPTION	DATE	DWN	APVD
		-	SEE SHEET 1	-	-	-

SHEET 3: 180 DEG THT (WIRE CONTACTS)
(202) UNLESS OTHERWISE SPECIFIED CHARACTERISTICS SEE SHEET 2

		VARIABLE DIMENSIONS MARKED WITH "AA" UP TO "AZ"						
	PARTNUMBER	DESCRIPTION	AA	AC	AD	AE	AF	AG	AI
1.	X-2177768-Y	8 POS. 180 DEG	0.50	0	0.0	5	9.0	16.45	12.65
2.	X-2177767-Y	12 POS. 180 DEG	0.50	1	1.8	7	12.6	20.05	16.25
3.	X-2177766-Y	20 POS. 180 DEG	0.50	3	5.4	11	19.8	27.25	23.45
4.	X-2177748-Y	32 POS. 180 DEG	0.50	6	10.8	17	30.6	38.05	34.25

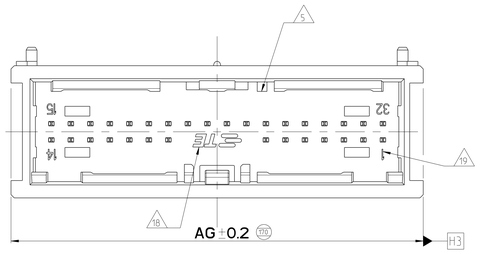

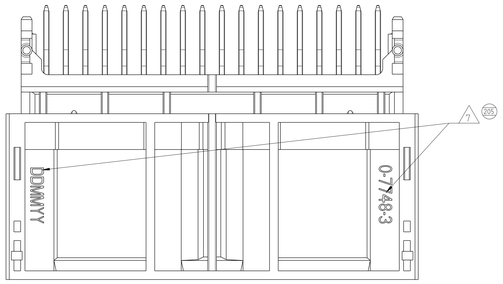

HAS STILL TO BE REVIEWED

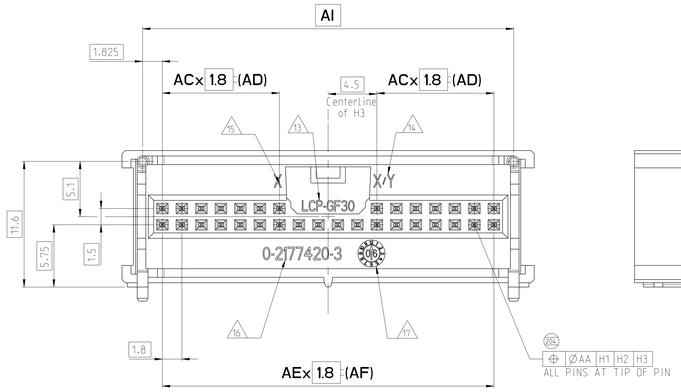

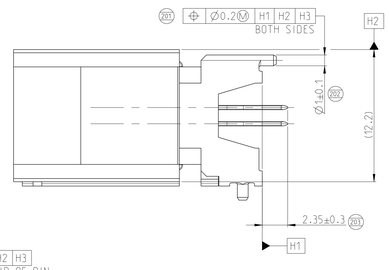

NOTES
Bemerkungen:

1 MAX. REGRIND 25% IN ACCORDANCE WITH 118-18101-1 (CLOSED LOOP)
Max. Mahlgutanteil 25% gemaess 118-18101-1 (closed loop)

2 NO MIXED CONTACT-ARRANGEMENT OF Sn AND Au) CONTACTS IN ONE ROW
Keine Mischbestueckung von Sn und Au Kontakten in einer Reihe zulaessig

3 PIN HOLES NOT EQUIPPED WITH PINS ARE ALLOWED TO BE OPEN
Nicht bestueckte Pin Oeffnungen sind erlaubt

4 LUBRICATION FOR SURFACE PROTECTION AND STITCHING PERMITTED
Oberflaechenschutz durch Lubrizierung beim Stitchen erlaubt

5 KEY CODINGS "A", "B", "C" AND "D"
ACCORDING TO INTERFACE DRAWING 114-20160
Kodierungen "A", "B", "C" und "D"
entsprechend Schnittstellen-Zeichnung 114-20160

(202) 6 CONTACT RETENTION FORCE 20N AT 25mm/min;(FOR PEAK FORCE Fmax.)
Kontakthaltekraft 20N bei 25mm/Min (gilt fuer Kraft Peak Fmax.))

7 PRINT OR LASER-MARKING CONTAINING:
ASSEMBLY-PART-NUMBER WITH THE LAST 3 OR 4 DIGITS OF THE BASE-NUMBER AND "INSPECTED GOOD-PART-MARKING" E.G. PRODUCTION-DATE OR DATA-MATRIX-CODE (ALTERNATIVELY)
Aufdruck oder Lasermarkierung:
ASSY-Teile-Nummer mit den letzten 3 oder 4 Zahlen der Basisnummer und "Gutteil Markierung" z.B. Produktionsdatum oder Data-Matrix-Code (alternativ)

8 CORRESPONDING HARNESS CONNECTORS SEE DRAWING C-2141576
Passende Gegenstecker siehe Zeichnung C-2141576

9 (...) CHARACTERISTICS IN BRACKETS ARE NOT TO BE SAMPLED OR ON REQUEST ONLY;
Merkmale in Klammern werden nicht, oder nur auf Anfrage, gemustert

10 MEASUREMENTS FOR SAMPLING AT ROOM-TEMPERATURE. SAMPLES TO BE STORED AT MINIMUM 2 HOURS AT ROOM-TEMPERATURE BEFORE MEASURING;
Die Ausmessung muss bei Raumtemperatur erfolgen. Die Teile muessen vor der Ausmessung mindestens 2 Stunden bei Raumtemperatur gelagert sein.

11 TRAY AND TAPE&REEL (T&R)
Tablett und Tape&Reel (T&R)

D5 12 - 114-20160 INTERFACE DRAWING;
- 114-94201 NanoMQS. CONTACT PIN FOR SHROUDED CONNECTION

13 ATERIAL-IDENTIFICATION. HEIGHT 1.0
Hoehe der Materialkennzeichnung 1.0

14 TOOL-CAVITY-IDENTIFICATION / TOTAL NUMBER OF CAVITIES. HEIGHT 1.2.
FOR HOUSINGS BELOW 12 POS. A SIZE-ADAPTATION IS PERMITTED
Werkzeug- und Nestkennzahl / Gesamtzahl der Nester. Hoehe 1.2
fuer Gehaeuse unter 12 Positionen ist eine Groessenanpassung erlaubt

15 TE-PART REVISION (HOUSING). HEIGHT 1.2.
FOR HOUSINGS BELOW 12 POS. A SIZE-ADAPTATION IS PERMITTED
TE-Teilerevision (Gehaeuse). Hoehe 1.2.
fuer Gehaeuse unter 12 Positionen ist eine Groessenanpassung erlaubt

16 TE-PART NUMBER. HEIGHT 1.2.
FOR HOUSINGS BELOW 12 POS. A SIZE-ADAPTATION IS PERMITTED
TE-Teilenummer. Hoehe 1.2.
fuer Gehaeuse unter 12 Positionen ist eine Groessenanpassung erlaubt

17 DATE-CLOCK.
FOR HOUSINGS BELOW 12 POS. A SIZE-ADAPTATION IS PERMITTED
Datumsuhr.
fuer Gehaeuse unter 12 Positionen ist eine Groessenanpassung erlaubt

18 TE-LOGO
FOR HOUSINGS BELOW 12 POS. A SIZE-ADAPTATION IS PERMITTED
TE-Firmenkennzeichen
fuer Gehaeuse unter 12 Positionen ist eine Groessenanpassung erlaubt

19 CONTACT-CAVITY-MARKING. HEIGHT 1.0
Markierung der Kontaktkammer. Hoehe 1.0

20 MOLD FLOW AID ONLY IN THIS AREA CONCERNS ONLY 20POS. AND 32POS.
Fliesshilfe in diesen Bereichen Betrifft nur 20pol. und 32 pol

21 STRAIN RELIEF (PUSH / PULL) FROM THE UNIT HOUSING HAS TO BE ENSURED BY THE CUSTOMER
Eine Zug- Druckentlastung des Gehaeuses ist durch den Kunden sicherzustellen

32 POS. THT, 180°

QTY REQD PER ASSY				(210) CODING	DESCRIPTION	MATERIAL	COLOUR FINISH	ITEM NO
32	32	32	32	-	TAB 0.5X0.4,NANOMQS (WIRE PRETINNED, PLATED)	CuMg0.1	Sn/Sn OVER Ni	2
1	-	-	-	D	32POS.TAB 0.5X0.4.TAB HSG	LCP-GF30	BLACK	1
-	1	-	-	C	32POS.TAB 0.5X0.4.TAB HSG	LCP-GF30	GREY	1
-	-	1	-	B	32POS.TAB 0.5X0.4.TAB HSG	LCP-GF30	NATURAL	1
			1	A	32POS.TAB 0.5X0.4.TAB HSG	LCP-GF30	BLACK	1
3-2177748-3	2-2177748-3	1-2177748-3	0-2177748-3	TRAY	PACKAGING			
7-2177748-3	6-2177748-3	5-2177748-3	4-2177748-3	T&R				
D	D	D	D	REVISION				
4.824g	4.824g	4.824g	4.824g	WEIGHT APPROX. [g]				

20 POS. THT, 180°

QTY REQD PER ASSY				(210) CODING	DESCRIPTION	MATERIAL	COLOUR FINISH	ITEM NO
20	20	20	20	-	TAB 0.5X0.4,NANOMQS (WIRE PRETINNED, PLATED)	CuMg0.1	Sn/Sn OVER Ni	2
1	-	-	-	D	20POS.TAB 0.5X0.4.TAB HSG	LCP-GF30	BLACK	1
-	1	-	-	C	20POS.TAB 0.5X0.4.TAB HSG	LCP-GF30	GREY	1
-	-	1	-	B	20POS.TAB 0.5X0.4.TAB HSG	LCP-GF30	NATURAL	1
			1	A	20POS.TAB 0.5X0.4.TAB HSG	LCP-GF30	BLACK	1
3-2177766-3	2-2177766-3	1-2177766-3	0-2177766-3	TRAY	PACKAGING			
7-2177766-3	6-2177766-3	5-2177766-3	4-2177766-3	T&R				
D	D	D	D	REVISION				
3.561g	3.561g	3.561g	3.561g	WEIGHT APPROX. [g]				

12 POS. THT, 180°

QTY REQD PER ASSY				(210) CODING	DESCRIPTION	MATERIAL	COLOUR FINISH	ITEM NO
12	12	12	12	-	TAB 0.5X0.4,NANOMQS (WIRE PRETINNED, PLATED)	CuMg0.1	Sn/Sn OVER Ni	2
1	-	-	-	D	12POS.TAB 0.5X0.4.TAB HSG	LCP-GF30	BLACK	1
-	1	-	-	C	12POS.TAB 0.5X0.4.TAB HSG	LCP-GF30	GREY	1
-	-	1	-	B	12POS.TAB 0.5X0.4.TAB HSG	LCP-GF30	NATURAL	1
			1	A	12POS.TAB 0.5X0.4.TAB HSG	LCP-GF30	BLACK	1
3-2177767-3	2-2177767-3	1-2177767-3	0-2177767-3	TRAY	PACKAGING			
7-2177767-3	6-2177767-3	5-2177767-3	4-2177767-3	T&R				
D	D	D	D	REVISION				
2.737g	2.737g	2.737g	2.737g	WEIGHT APPROX. [g]				

8 POS. THT, 180°

QTY REQD PER ASSY				(210) CODING	DESCRIPTION	MATERIAL	COLOUR FINISH	ITEM NO
8	8	8	8	-	TAB 0.5X0.4,NANOMQS (WIRE PRETINNED, PLATED)	CuMg0.1	Sn/Sn OVER Ni	2
1	-	-	-	D	8POS.TAB 0.5X0.4.TAB HSG	LCP-GF30	BLACK	1
-	1	-	-	C	8POS.TAB 0.5X0.4.TAB HSG	LCP-GF30	GREY	1
-	-	1	-	B	8POS.TAB 0.5X0.4.TAB HSG	LCP-GF30	NATURAL	1
			1	A	8POS.TAB 0.5X0.4.TAB HSG	LCP-GF30	BLACK	1
3-2177768-3	2-2177768-3	1-2177768-3	0-2177768-3	TRAY	PACKAGING			
7-2177768-3	6-2177768-3	5-2177768-3	4-2177768-3	T&R				
D	D	D	D	REVISION				
2.141g	2.141g	2.141g	2.141g	WEIGHT APPROX. [g]				

MOLD FLOW AID/Fliesshilfe (20)

8 POS.	12 POS.	20 POS.	32 POS.
PN 2177768	PN 2177767	PN 2177766	PN 2177748
2:1	2:1	2:1	2:1

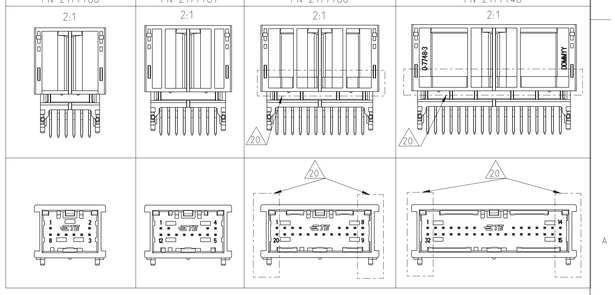

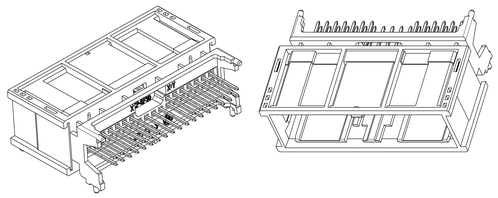

0-2177748-3 AS SHOWN
0-2177748-3 wie dargestellt

ESTIMATED PCB-LAYOUT.
FOR 180 DEG. VARIANTS WITH POSITIONING PEG.
HAS STILL TO BE REVIEWED

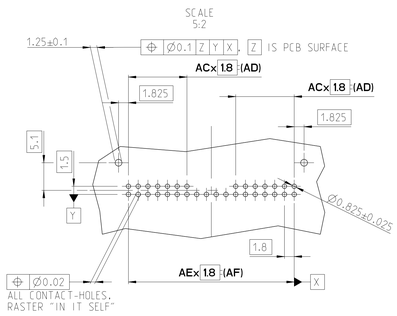

THIS DRAWING IS A CONTROLLED DOCUMENT.	DWN 23NOV2011 NEUBERT, L.	TE Connectivity	
DIMENSIONS: mm	TOLERANCES UNLESS OTHERWISE SPECIFIED: 0 PLC ±- 1 PLC ±- 2 PLC ±- 3 PLC ±- ANGLE ±4°	CHK FRANK, O.	NAME PLATFORM PRODUCT DRAWING, HEADERS, NANO-MQS MARKET SERIES
		APVD SPIELVOGEL, M.	
		PRODUCT SPEC 108-94313	
		APPLICATION SPEC -	
MATERIAL -	FINISH -	WEIGHT -	SIZE A0 / CAGE CODE 00779 / DRAWING NO C-114-94160 / RESTRICTED TO -
		CUSTOMER DRAWING	SCALE 5:1 / SHEET 3 OF 3 / REV 05

printed on 23 Mar 2022 08:45 (Mirkoterra from 12120642)
4806 (3/11)