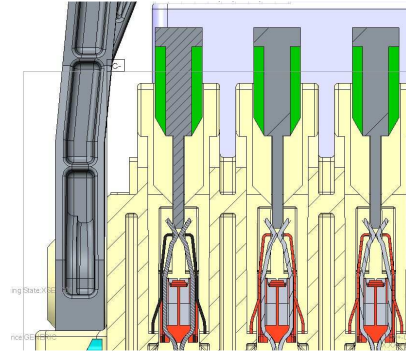
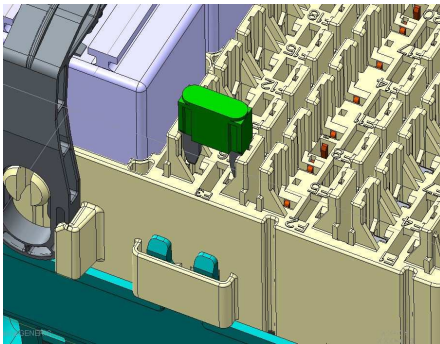
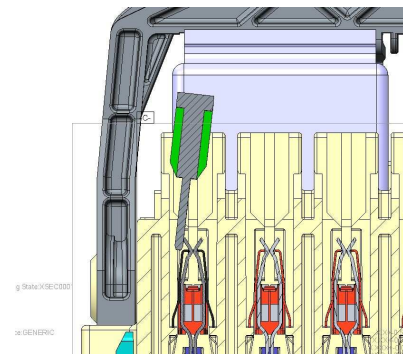
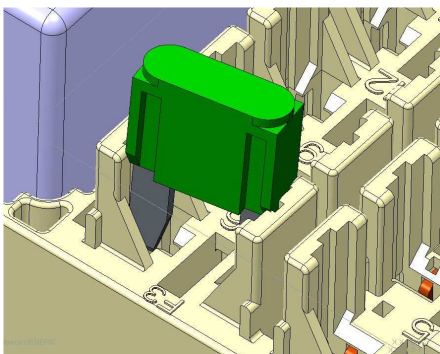


Assembly Manual Instruction - IEC Fuse Box

This instruction sheet purpose is to advise the right way of inserting mini fuses on the IEC Fuse Box TE PN 2819051-1.



⇒ Good alignment between the mini fuses tabs and JPT terminal



⇒ Bad alignment between the mini fuses tabs and JPT terminal

Revision Record					
Rev.	Date	Description	Edited	Checked	Approved
A	07-Oct-2015	Initial release	I.Oliveira	N.Santos	D. Oliveira