



HA/HB/H24BK protect cover series

Table of contents

1. INTRODUCTION	2
2. SUPPORTING DOCUMENTS	2
2.1. Customer drawings	2
2.2. Product specification	2
2.3. Application Specification	2
2.4. Standards	2
3. DESCRIPTION	3
3.1. Assembly product	3
3.1.1. H3A series protect cover which are mating with hood	3
3.1.2. HXXA/ HXXB (except H3A series) protect cover which are mating with hood	4
3.1.3. H3A series protect cover which are mating with housing	5
3.1.4. HXXA/ HXXB (except H3A series) protect cover which are mating with housing	6
3.2. Protect cover types	7
3.2.1. Hood protect cover	7
3.2.2. Housing protect cover	9
4. ASSEMBLY	11
5. STORAGE	16



1. INTRODUCTION

This specification contains the regulations for assembly of various HA/HB/ H24BK protect cover series.

The following components are available in this system:

protect cover series: HA series (H3A/H10A/H16A);

HB series (H6B/ H10B/ H16B/ H24B/ H32B);

H24BK series.

2. SUPPORTING DOCUMENTS

2.1. Customer drawings

For dimensions and materials of the individual parts, please refer to the relative customer drawings of HA series (H3A/H10A/H16A)/HB series (H6B/ H10B/ H16B/ H24B/ H32B)/ H24BK series.

2.2. Product specification

The product specifications of the used articles are to be taken into account. The product specification describes the technical data as regulations, temperature range and degree of protection. For further reference, please refer to product spec:108-137460(HA series)/ 108-137461(HB series)/ 108-137276(H24BK series).

2.3. Application Specification

Connectors shall be assembled as below mentioned application specifications to ensure correct connector assembly.

2.4. Standards

- EN 61984: Connectors - Safety requirements and tests
- IEC 60664-1: Insulation coordination for equipment within low-voltage systems (Part 1)
- EN 60529: Degrees of Protection Provided by Enclosures (IP Code)
- EN 60068: Environmental testing

3. DESCRIPTION

3.1. Assembly product

The following pictures (Figure 1/ Figure 2/ Figure 3/ Figure 4) shows an example of complete assembly product.

3.1.1. H3A series protect cover which are mating with hood.

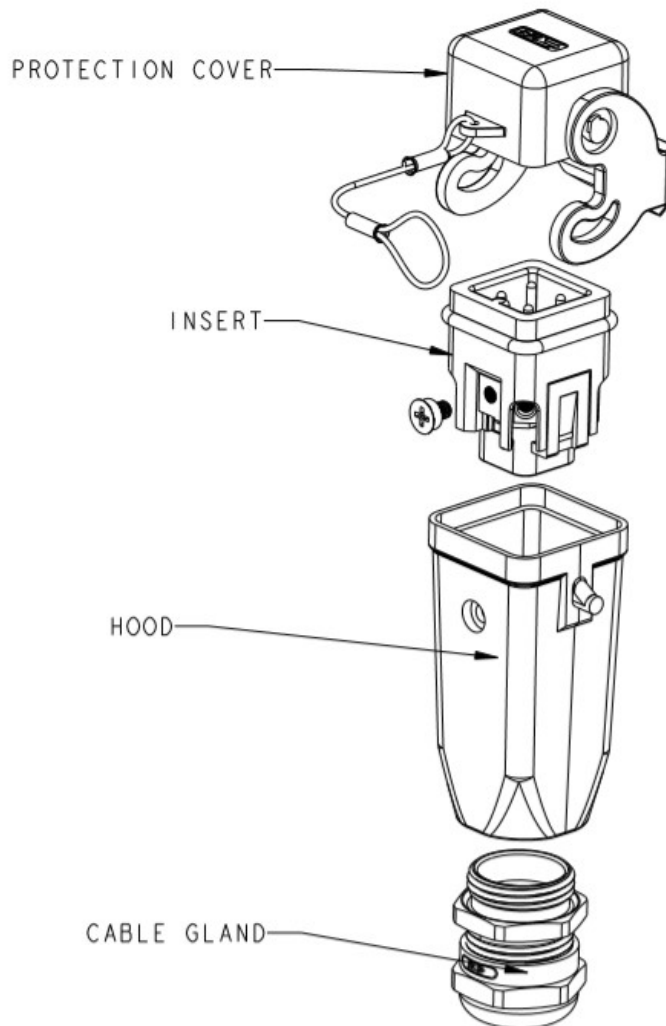


Figure: 1

The complete product consists of the following components (see figure 1):

- Protection cover
- Insert
- Hood
- Cable gland

3.1.2. HXXA/ HXXB (except H3A series) protect cover which are mating with hood

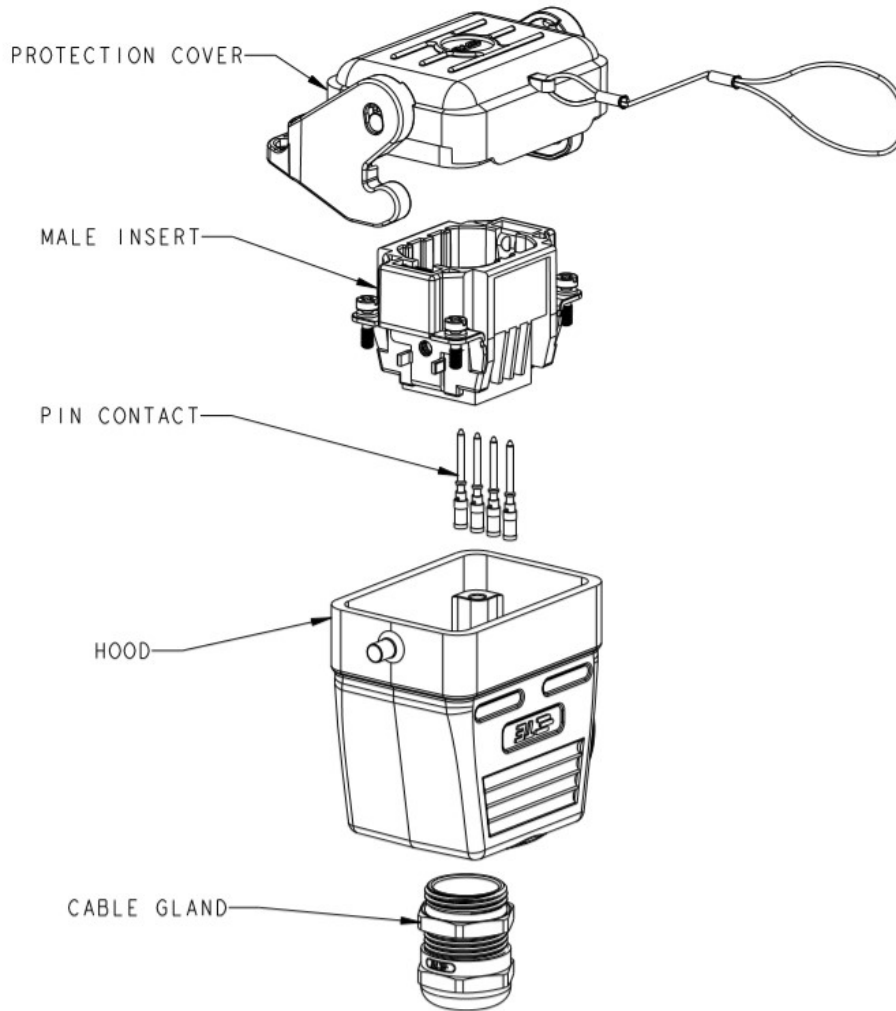


Figure: 2

The complete product consists of the following components (see figure 2):

- Protection cover
- Male insert
- Pin contact
- Hood
- Cable gland

3.1.3. H3A series protect cover which are mating with housing.

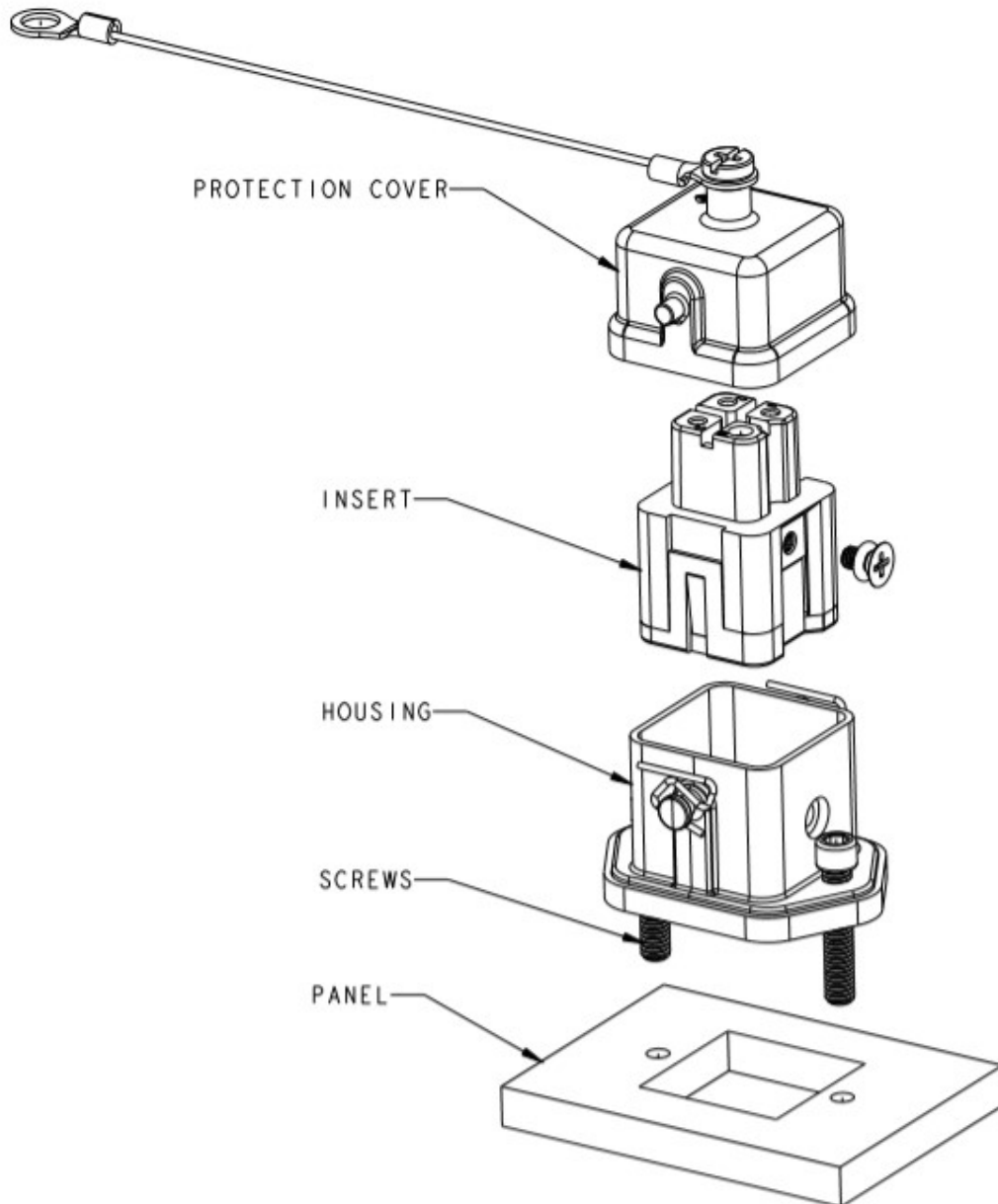


Figure: 3

The complete product consists of the following components (see figure 3):

- Protection cover
- Insert
- Housing
- Screws (not included in TE products)
- Panel (not included in TE products)

3.1.4. HXXA/ HXXB (except H3A series) protect cover which are mating with housing.

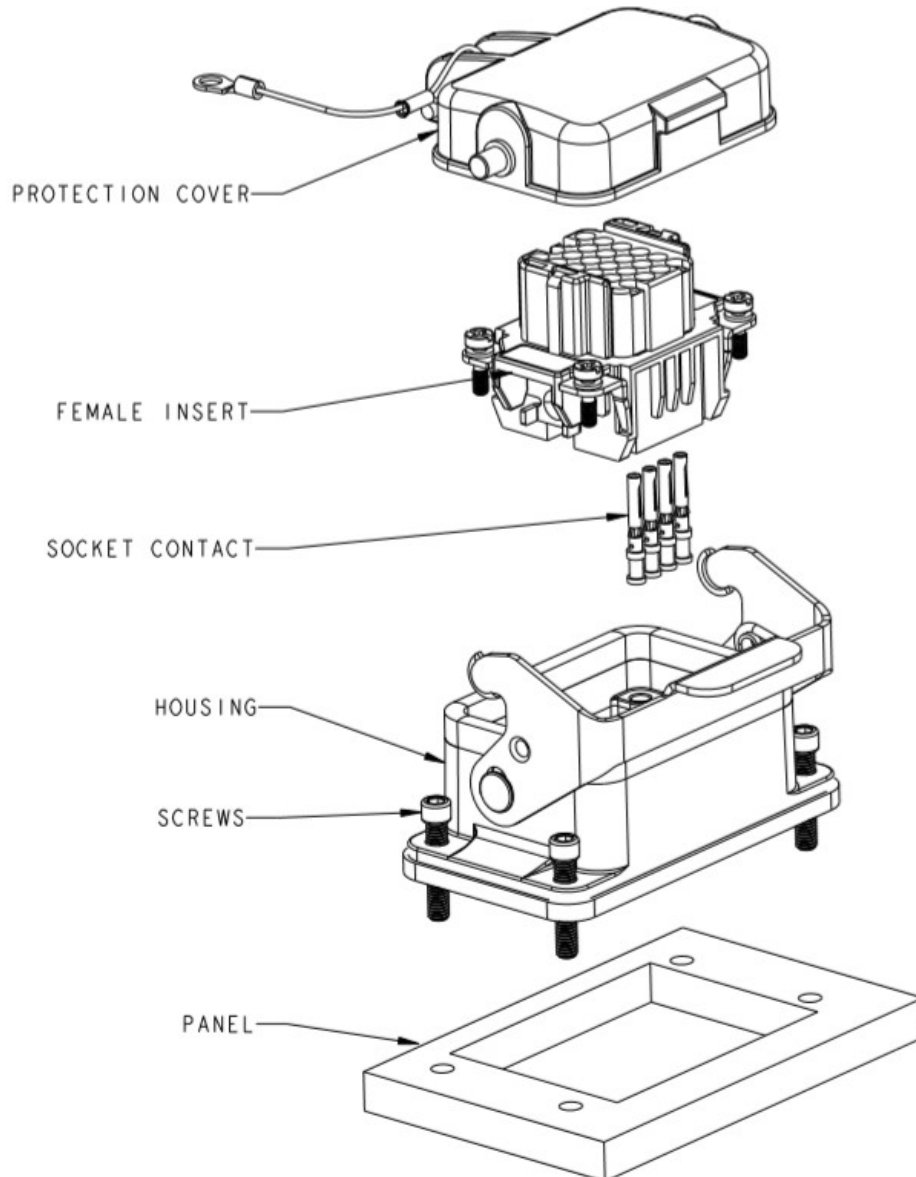





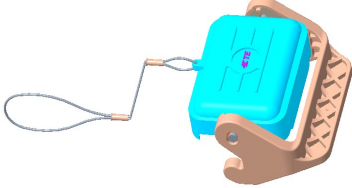
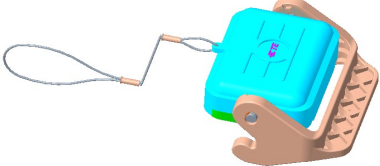
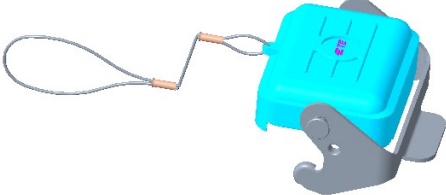
Figure: 4

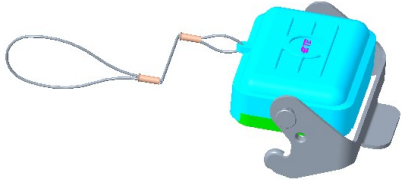


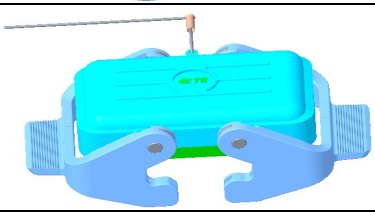
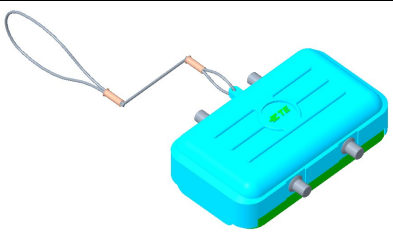

The complete product consists of the following components (see figure 4):

- Protection cover
- Female insert
- Socket contact
- Housing
- Screws (not included in TE products)
- Panel (not included in TE products)

3.2. Protect cover types

3.2.1. Hood protect cover







	<p>H3A hood plastic single locking protect cover H3A-KDTP/ KDTP-G --- with nylon rope</p>
	<p>H10/16A hood metal single locking protect cover H10A/H16A-KDTMS-NA--- without nylon rope</p>
	<p>H10/16A hood metal single locking protect cover H10A/H16A-KDTMS---with nylon rope</p>
	<p>HXXB hood plastic single locking protect cover HXXB-KDTP-NR--- without sealing, nylon rope</p>
	<p>HXXB hood plastic single locking protect cover HXXB-KDTP/ KDTP-LB --- with sealing, nylon rope</p>
	<p>HXXB hood metal single locking protect cover HXXB-KDTPM-NR--- without sealing, nylon rope</p>








	<p>HXXB hood metal single locking protect cover HXXB-KDTPM---with sealing, nylon rope</p>
	<p>HXXB hood plastic double locking protect cover HXXB-KDTP-NR--- without sealing, nylon rope</p>
	<p>HXXB hood plastic double locking protect cover HXXB-KDTP --- with sealing, nylon rope</p>
	<p>HXXB hood plastic double locking protect cover HXXB-KDTP-SS--- with sealing, SUS rope, without loop</p>
	<p>HXXB hood plastic, 4 ear protect cover HXXB-KDTP-BO--- with sealing, nylon rope</p>
	<p>H24BK hood plastic protect cover H24BK-KDTP--- without sealing, nylon rope</p>

Note:

- Above are the hoods for the typical applications.
For the special applications, also can be provided. The below are the examples for reference.
- Hoods protect cover color for Grey, Black and white.
 - Hoods protect cover with painting are available per the request.
 - Different hoods protect cover size refer to drawings for the detailed information.

3.2.2. Housing protect cover

	<p>H3A housing plastic protect cover H3A-KDBP-NRG / NR/ G-NYXXX/ NYXXX --- with nylon rope, with terminal</p>
	<p>H3A housing plastic protect cover H3A-KDBP ---with nylon rope, without terminal;</p> <p>H3A housing plastic protect cover H3A-KDBP-SS—with steel wire rope</p>
	<p>H3A housing metal protect cover H3A-KDBM --- with nylon rope; H3A-KDBM-SS—with steel wire rope</p>
	<p>H10A/ H16A housing metal protect cover H10A/ H16A -KDBM --- with sealing, with nylon rope;</p>
	<p>H10A/ H16A housing metal protect cover H10A/ H16A -KDBM --- without sealing, with nylon rope;</p>
	<p>HXXB housing plastic protect cover, 2 ear/ 4 ear HXXB-KDBP/ KDBP-R --- with nylon rope; HXXB-KDBP-SS-- with stainless steel rope</p>

	<p>HXXB housing metal protect cover, 2 ear/ 4 ear HXXB-KDBM --- with nylon rope;</p>
	<p>H16B housing metal protect cover, 4 ear H16B-KDBM-DW/-CW/-G/-DG --- with nylon rope;</p>
	<p>HXXB housing plastic protect cover, screw locking HXXB-KDBP --- without nylon rope;</p>
	<p>H24BK housing plastic protect cover H24BK-KDBP-NA--- without nylon rope;</p>
	<p>H24BK housing plastic protect cover H24BK-KDBP-- with nylon rope; H24BK-KDBP-SS-- with stainless steel rope</p>
	<p>H32B housing plastic protect cover H32B-KDBP-BOM -- with nylon rope;</p>
	<p>H32B housing plastic protect cover H32B-KDBP-BOM-NA --- without nylon rope;</p>

Note:

Above are the housings for the typical applications.

For the special applications, also can be provided. The below are the examples for reference.

- housings protect cover color for Grey, Black and white.
- housings protect cover with painting are available per the request.
- Different housing protect cover size refer to drawings for the detailed information.

4. ASSEMBLY

➤ Assembly housing protect cover

For H3A housing protect cover (H3A housing application specification refer to 114-137012)

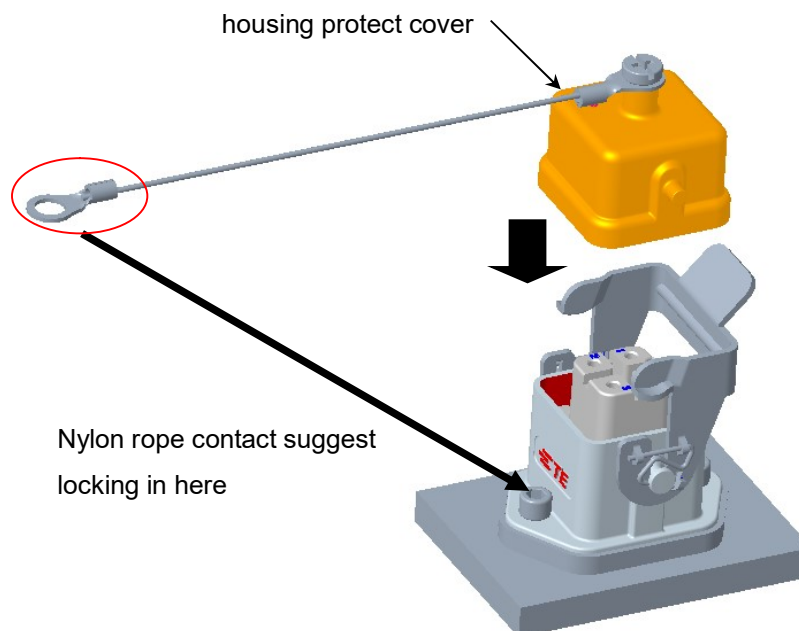


Figure: 5

For HXXA/ HXXB housing (except H3A series) protect cover—single locking/ double locking

HXXA housing (except H3A series) application specification refer to 114-137010

HXXB housing application specification refer to 114-137013

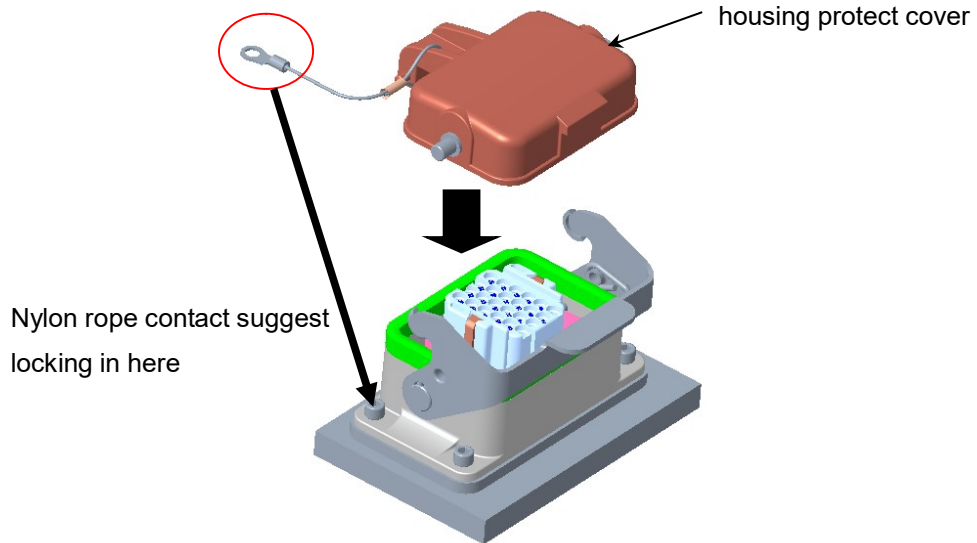


Figure: 6

For HXXB housing plastic protect cover, screw locking

HXXB housing screw locking application specification refer to 114-137015

Tightening torque refer to spec of screws, but no less than 2.5Nm.

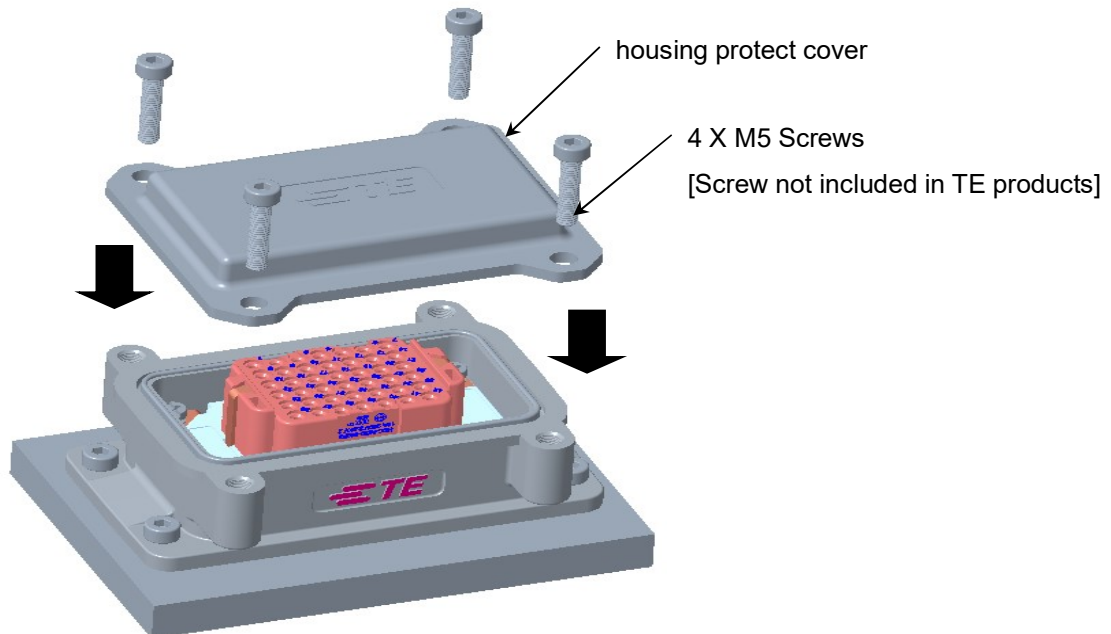


Figure: 7

For H24BK housing plastic protect cover

H24BK housing application specification refer to 114-137276

Tightening torque refer to spec of screws, but no less than 2.5Nm.

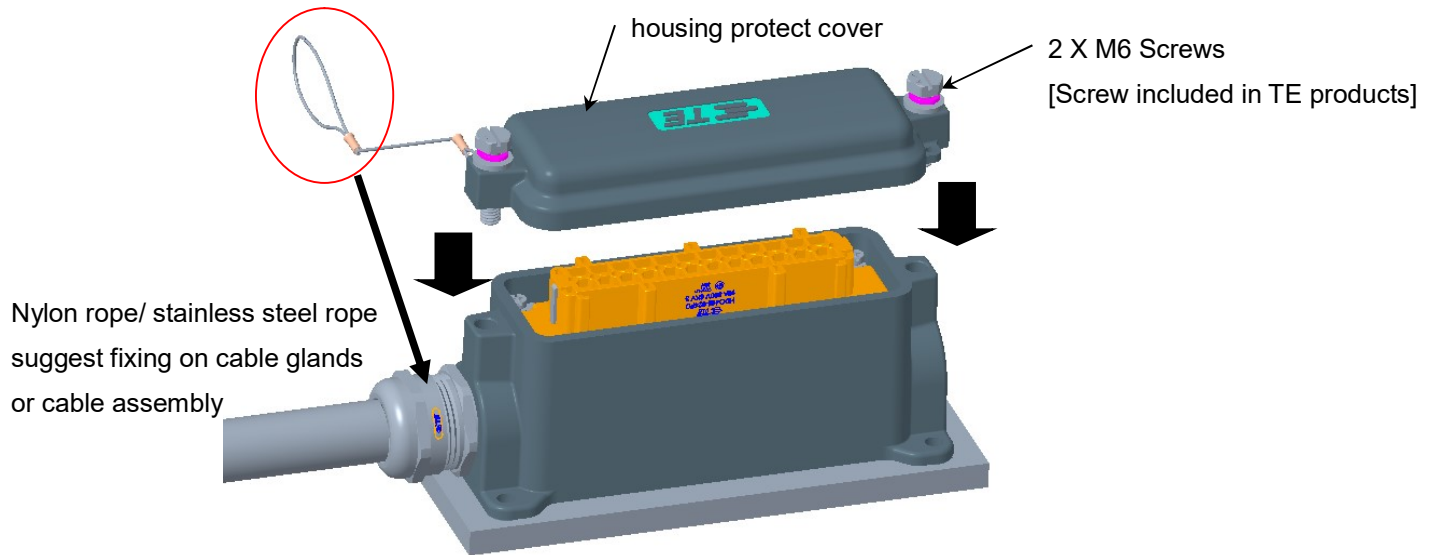


Figure: 8

Note:

- Refer application spec of female insert / housing assembly separately and before fixing to housing, it should be well prepared.
- Whatever the type of housing or the type of female insert, they have same assembly process here.

➤ **Assembly hood protect cover**

For H3A hood protect cover (H3A hood application specification refer to 114-137012)

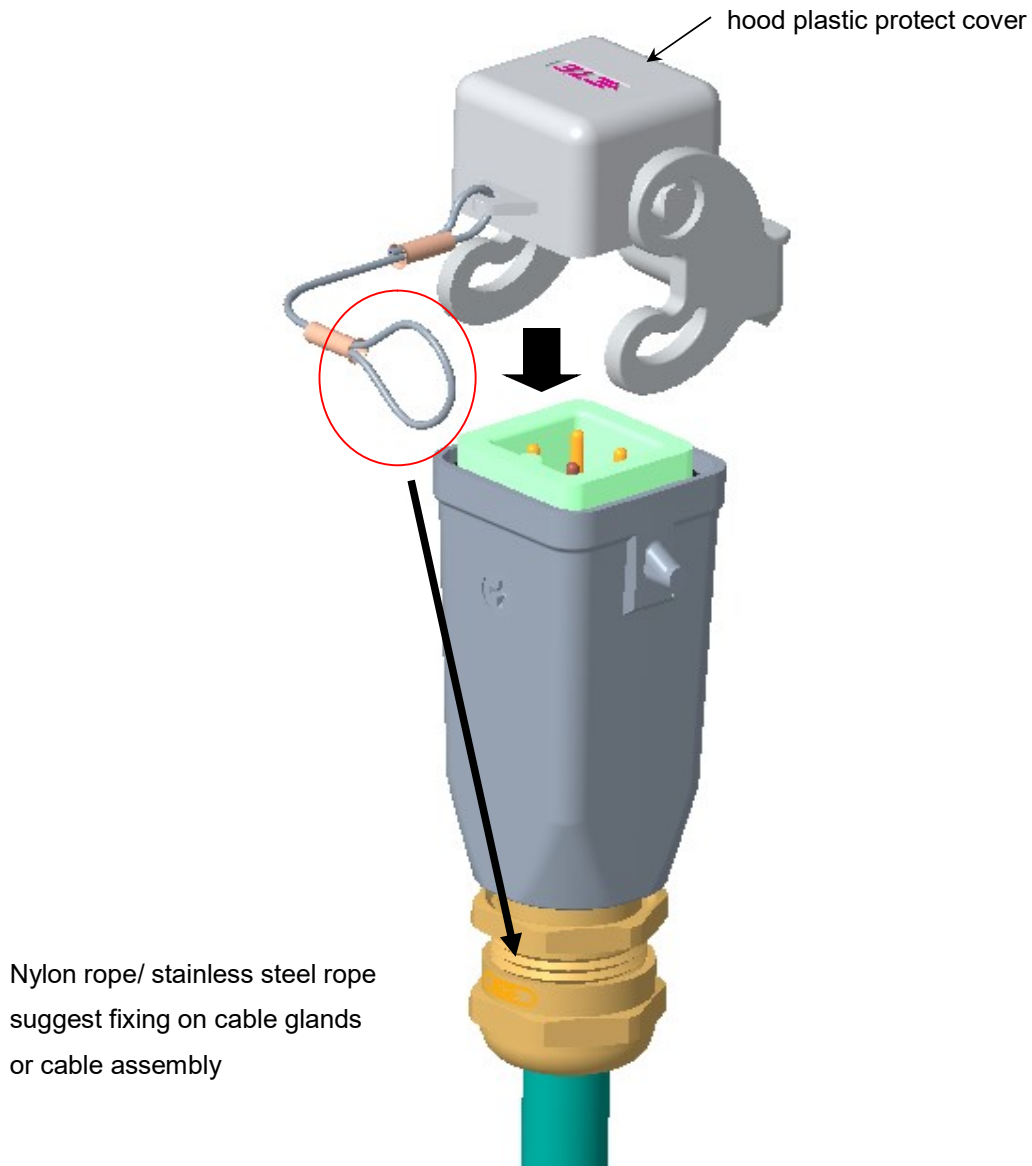


Figure: 9

For HXXA/ HXXB hood (except H3A series) protect cover---single locking/ double locking
HXXA hood (except H3A series) application specification refer to 114-137010
HXXB hood application specification refer to 114-137013

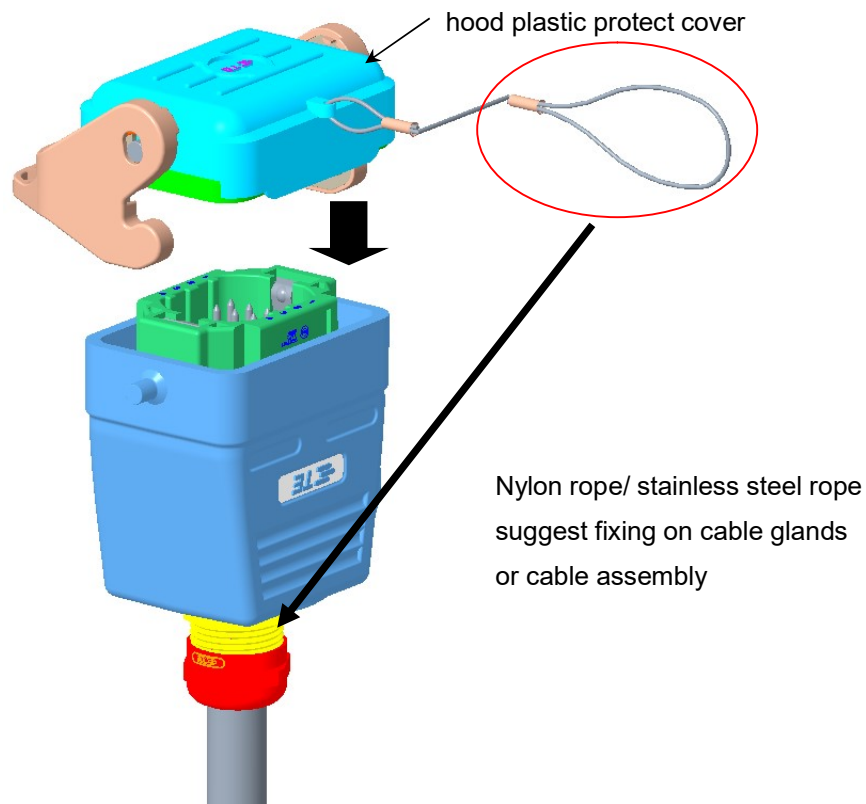


Figure: 10

For H24BK hood plastic protect cover

H24BK hood application specification refer to 114-137276

Tightening torque refer to spec of screws, but no less than 2.5Nm.

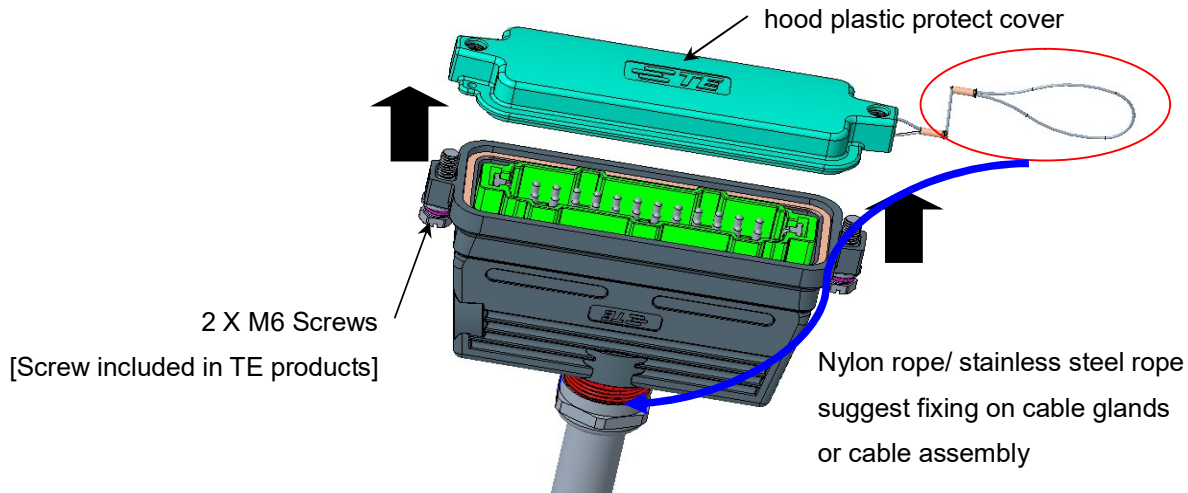


Figure: 11

Note:

- Refer application spec of male insert / hood assembly separately and before fixing to hood, male insert should be well prepared.
- Whatever the type of hood or the type of male insert, they have same assembly process here.

5. STORAGE

The connectors should be stored in the air ventilation, no corrosive gas, no rain and no snow in the warehouse. Relative humidity: less than 85% RH.



Any conflict is found between this file and customer drawings, customer drawings are preferential. And please contact TE Connectivity related engineer if necessary.

----- End -----