THIS DRAWING IS UNPUBLISHED. RELEASED FOR PUBLICATION 20
© COPYRIGHT 20 BY TYCO ELECTRONICS CORPORATION. ALL RIGHTS RESERVED.

| PART NUMBER | REV | FIRST USED | FEED TYPE |
|---|---|---|---|
| 2316167-1 | A | 854040-3 | PRE FEED |
| 7-2316167-7 | A | - | - |

| LOC | DIST |
|---|---|
| A | 66 |

REVISIONS

| P | LTR | DESCRIPTION | DATE | DWN | APVD |
|---|---|---|---|---|---|
| | A | RELEASED | 08MAR2017 | LG | GB |

TERMINAL NAME: JUNIOR POWER TIMER CONTACT

| TE PN | - |
|---|---|
| 927778 △3 | - |
| 969137 △3 | - |
| - | - |
| - | - |
| - | - |
| - | - |
| - | - |
| - | - |
| - | - |
| - | - |
| - | - |
| WIRE STRIP LENGTH 3.2-3.8mm | TERM APPL SPEC 114-18050 |

TE TERMINAL - TE CRIMP SPECS

| VISIBLE | CRIMP HEIGHT | WIRE SIZE | REF SETTING |
|---|---|---|---|
| | 1.12±0.03mm[.044±.001] | 0.5mm2 | B-7 |
| | 1.06±0.03mm[.042±.001] | 0.35mm2 | C-1 |
| | 1.00±0.03mm[.039±.001] | 0.25mm2 | C-5 |
| | 0.98±0.03mm[.039±.001] | 0.2mm2 | C-6 |

| CRIMP | SIZE | TYPE | RANGE |
|---|---|---|---|
| WIRE | 1.57mm [.062] | F | 0.2-0.5mm2 |
| INSUL | 2.79mm [.110] | F | Ø1.15-2.30mm |

| FEED | APPLICATOR INSTRUCTIONS | SET UP GAGE |
|---|---|---|
| 14mm | SEE CUSTOMER MANUAL | NONE |

△1 RECOMMENDED SPARE PARTS
△2 GREASE LIGHTLY
△3 TERMINAL LUBRICANT IS RECOMMENDED

* WARNING
ON INSTALLATION, SET WIRE DISC TO LARGEST WIRE SIZE SETTING. USE OF SETTINGS BELOW MIN. REQUIRED CRIMP HEIGHT SETTING WILL CAUSE DAMAGE TO CRIMP TOOLING.

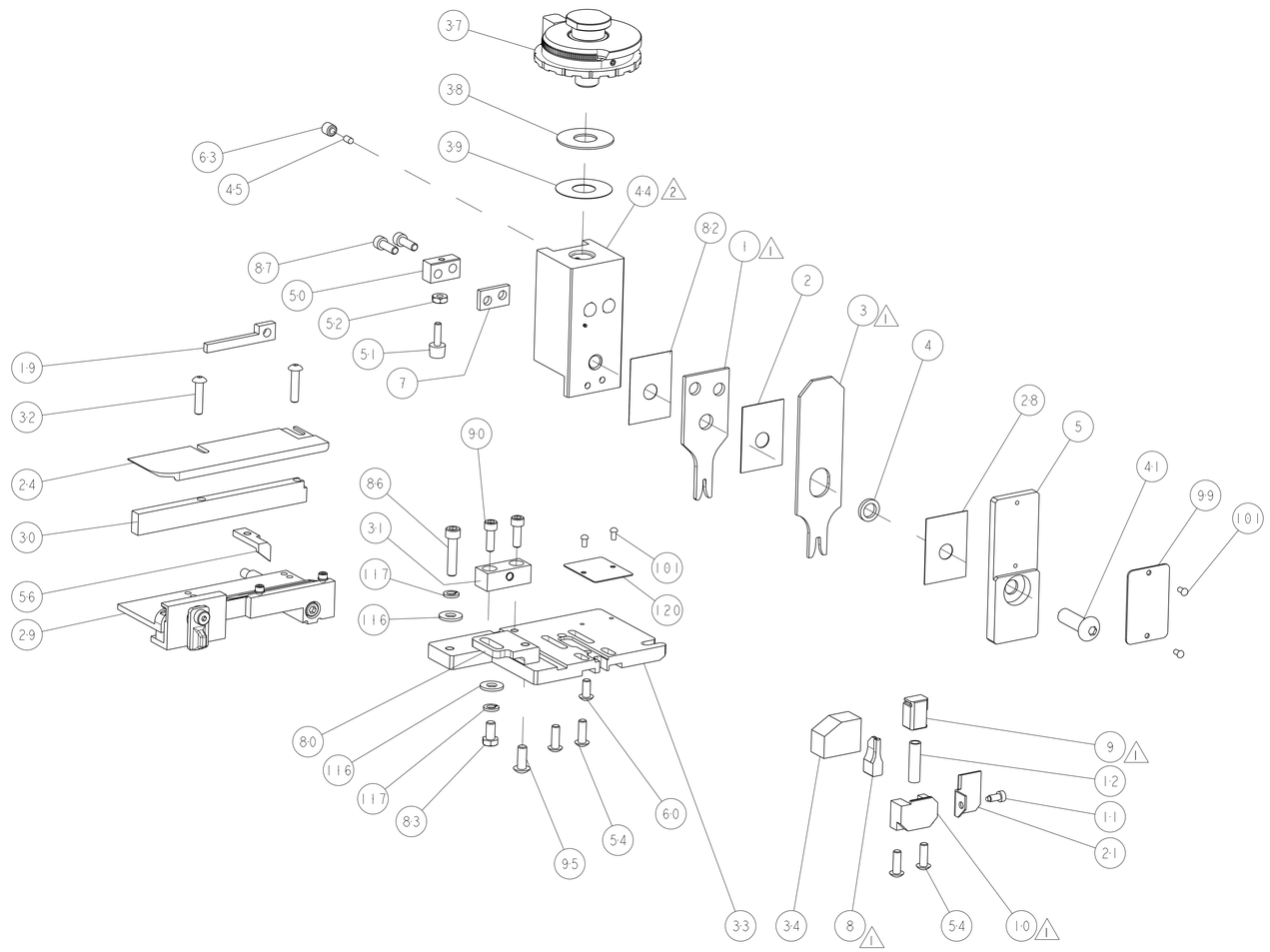


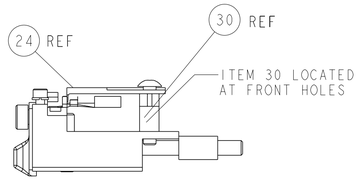


FEED TRACK POSITION GUIDE BY INSULATION BARREL

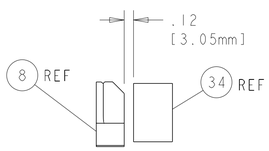


TERMINAL SUPPORT LOCATION
PRE-FEED 1 5/8 STROKE

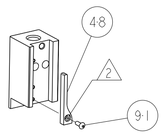


- 1

| | | | | | |
|---|---|---|---|---|---|
| - | 1 | - | 690701-2 | PLATE, IDENTIFICATION | 120 |
| - | 2 | - | 21024-5 | WASHER, SPRG LOCK, REG NO 10 | 117 |
| - | 2 | - | 21899-2 | WASHER, FLAT | 116 |
| - | 2 | - | 463310-6 | BLADE, STRIPPING | 106 |
| - | 4 | - | 2168078-1 | SCREW, DRIVE, RH, RoHS, 2 x .188 | 101 |
| - | 1 | - | 819347-1 | PLATE, IDENTIFICATION | 99 |
| - | 1 | - | 2-21002-7 | SCR, BTN SKT HD CAP 10-32 X .500 | 95 |
| - | 1 | - | 1-21002-7 | SCR, BTN SKT HD CAP 6-32 X .375 | 91 |
| - | 2 | - | 2-21000-7 | SCR, SKT HD CAP 8-32 X .500 | 90 |
| - | 2 | - | 2-21000-7 | SCR, SKT HD CAP 8-32 X .500 | 87 |
| - | 1 | - | 3-21000-8 | SCR, SKT HD CAP 10-32 X .875 | 86 |
| - | 1 | - | 3-22603-1 | SCREW, MACH, HEX HD, 10-32 x .375 | 83 |
| - | 1 | - | 455888-1 | SPACER, CRIMPER | 82 |
| - | 1 | - | 455689-1 | BLOCK, STRIP GUIDE ADJUST | 80 |
| - | 1 | - | 4088040 | SF APPL INST 408-8040 | 72 |
| - | 1 | - | 217238-3 | GENERAL INSTRUCTION PKG | 71 |
| - | 1 | - | 21009-2 | SCR, SET, SELF LOCKING 1/4-20 X .250 | 63 |
| - | 1 | - | 22733-8 | SCR, BHSC, SELF-LOCKING, 8-32 X .375 | 60 |
| - | REF | - | 694433-8 | FEED PAWL | 56 |
| - | 4 | - | 2-21002-2 | SCR, BTN SKT HD CAP 8-32 X .500 | 54 |
| - | 1 | - | 21018-5 | NUT, HEX, REG 6-32 | 52 |
| - | 1 | - | 811242-8 | BUMPER, HOLD DOWN | 51 |
| - | 1 | - | 690753-1 | SPACER, TONKER | 50 |
| - | 1 | .. | 690602-6 | CAM, PRE-FEED 1 5/8 | 48 |
| - | 1 | - | 690191-1 | PLUG,NYLON | 45 |
| - | 1 | - | 455673-1 | RAM, SIDE FEED | 44 |
| - | 1 | - | 7-21002-9 | SCR, BTN SKT HD CAP 5/16-24 X 1.00 | 41 |
| - | 1 | - | 690125-1 | SHIM SUB-ASSY | 39 |
| - | 1 | - | 469367-7 | SHIM | 38 |
| - | 1 | - | 879103-3 | FINE ADJUST HEAD ASSEMBLY | 37 |
| - | 1 | - | 690786-6 | TERMINAL SUPPORT | 34 |
| - | 1 | - | 462544-1 | PLATE, BASE | 33 |
| - | 2 | - | 2-21002-4 | SCR, BTN SKT HD CAP 8-32 X .750 | 32 |
| - | 1 | - | 462543-2 | SCREW BLOCK | 31 |
| - | 1 | - | 1-1320908-5 | SPACER, STRIP GUIDE | 30 |
| - | 1 | - | 1633091-1 | ASSEMBLY, STRIP GUIDE | 29 |
| - | 1 | - | 455888-3 | SPACER, CRIMPER | 28 |
| - | 1 | - | 1633993-1 | PLATE, STRIP GUIDE | 24 |
| - | 1 | - | 463756-1 | SCRAP GUIDE | 21 |
| - | REF | - | 462615-1 | STRIPPER, TERMINAL | 19 |
| - | 1 | - | 3-22280-3 | SPRING, COMPRESSION | 12 |
| - | 1 | - | 690461-2 | STOP, SHEAR | 11 |
| △1 - | 1 | - | 462548-1 | SHEAR HOLDER, FRONT | 10 |
| △1 - | 1 | - | 462547-2 | SHEAR, FRONT FLOATING | 9 |
| △1 1 | 1 | - | 5-1633107-1 | ANVIL, COMBINATION .062 | 8 |
| - | 1 | - | 240641-6 | SPACER | 7 |
| - | 1 | - | 462838-8 | DEPRESSOR, FRONT SHEAR | 5 |
| - | 1 | - | 238011-7 | BLOCK, CRIMPER SPACER | 4 |
| △1 1 | 1 | - | 2-456134-2 | CRIMPER, INSULATION F PREMIUM | 3 |
| - | 1 | - | 455888-4 | SPACER, CRIMPER | 2 |
| △1 1 | 1 | - | 1-456403-3 | CRIMPER, WIRE PREMIUM | 1 |
| -77 | -1 | U/M | PART NO | DESCRIPTION | ITEM NO |

THIS DRAWING IS A CONTROLLED DOCUMENT FOR TYCO ELECTRONICS CORPORATION. IT IS SUBJECT TO CHANGE AND THE CONTROLLING ENGINEERING ORGANIZATION SHOULD BE CONTACTED FOR THE LATEST REVISION.

DIMENSIONS: INCHES

TOLERANCES UNLESS OTHERWISE SPECIFIED:
0 PLC ±-
1 PLC ±0.1
2 PLC ±0.01
3 PLC ±0.001
4 PLC ±0.0001
ANGLES ±-

MATERIAL - -
FINISH - -

| | | |
|---|---|---|
| DWN | L.GROSS | 07FEB2017 |
| CHK | T.ELBIN | 07FEB2017 |
| APVD | J.DEGRANGE | 07FEB2017 |
| PRODUCT SPEC | - | |
| APPLICATION SPEC | - | |
| WEIGHT | - | |

TE Connectivity
Harrisburg, PA 17105-3608

NAME
STRIPPER CRIMPER APPLICATOR
HDM APPLICATOR
-

| SIZE | CAGE CODE | DRAWING NO | RESTRICTED TO |
|---|---|---|---|
| A1 | 00779 | C-2316167 | - |

Customer Accessible Production Drawing | SCALE 3:5 | SHEET 1 OF 1 | REV A