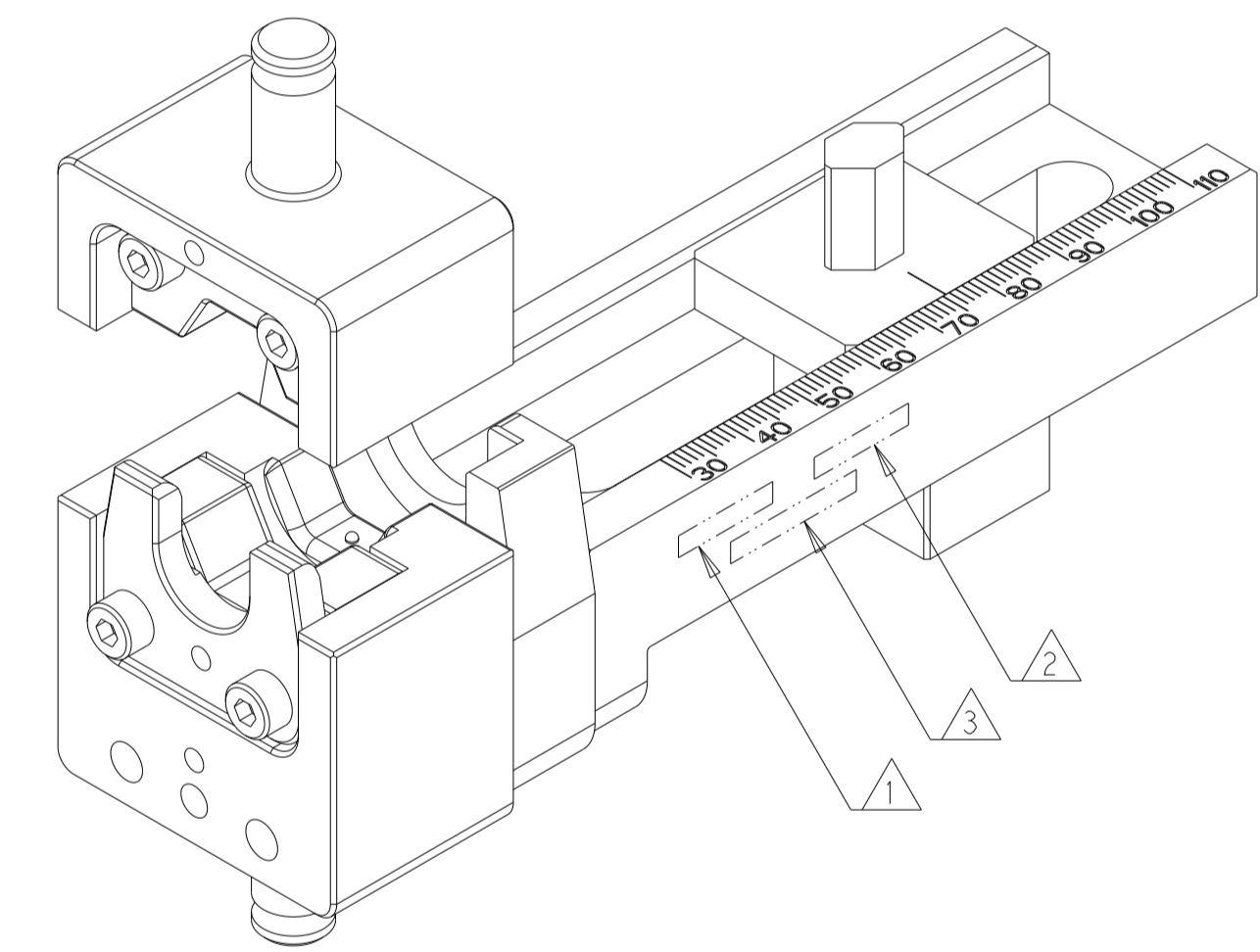
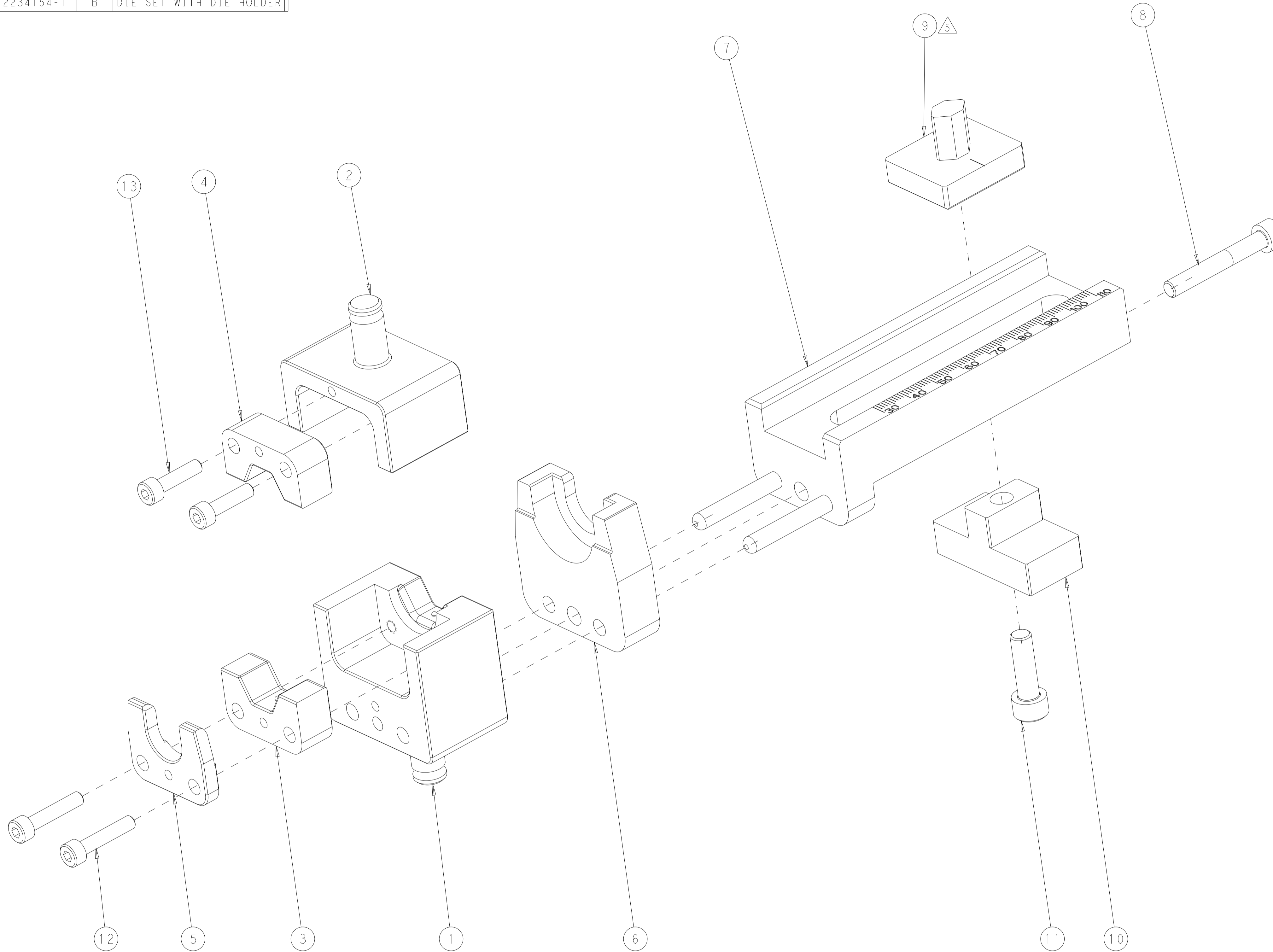


| PART NUMBER | REV | DESCRIPTION |
|-------------|-----|-------------------------|
| 2234154-1 | B | HV DIE SET |
| 7-2234154-7 | B | CRIMP TOOLING KIT |
| 9-2234154-1 | B | DIE SET WITH DIE HOLDER |

| REVISIONS | | | | | |
|-----------|-----|----------------------|-----------|-----|------|
| P | LTN | DESCRIPTION | DATE | OWN | APVD |
| A | | RELEASED | 19AUG2019 | LG | TE |
| B | | ECR-20-012002 | 04SEP2020 | AJ | YY |
| B1 | | ECR-21-000586 | 18JAN2021 | KH | YY |
| B2 | | ADDED -2,-78,-91,-92 | 24NOV2021 | JL | YY |

| | | |
|---------------------------|--------------------------------------|-----------|
| TERMINAL NAME | SHIELDING SLEEVE | |
| TE FERRULE PART NUMBER(S) | 2141810-3 | 2141809-3 |
| TE TERMINAL PART NUMBER | 2-2177380-1/2-2177380-2 ⁵ | |
| APPLICATION SPECIFICATION | 114-94133 | |
| REFERENCE DRAWING | 114-94131-1, -2, -3 | |
| USED ON | 2305470-1 | 2326378-1 |
| INSTRUCTION SHEET | 408-35065 | |

| CABLE SUPPLIER/SPECIFICATION | CABLE SIZE | CRIMP WIDTH SHIELD | CRIMP HEIGHT SHIELD | CRIMP HEIGHT INSULATION | CRIMP HEIGHT REFERENCE SETTING |
|------------------------------|-------------------|--------------------|---------------------|-------------------------|--------------------------------|
| COROPLAST 108-94293 | 35mm ² | 17.6 MAX | 15.3±0.3 | 14.40±0.3 | D2 |



- ¹ APPLY "DIE SET PN" PER TEC-115-67-2 IN APPROXIMATE AREA SHOWN.
 - ² IDENTIFY PART NUMBER AND REVISION LETTER PER TEC-115-67-2 IN APPROXIMATE AREA SHOWN.
 - ³ IDENTIFY SERIAL NUMBER PER TEC-115-67-2 IN APPROXIMATE AREA SHOWN.
 - 4. TORQUE RECOMMENDATIONS PER 101-35000 UNLESS OTHERWISE SPECIFIED.
 - ⁵ ITEM 9 NEED CHANGED BASED ON THE TERMINAL BEING USED.
- ADDITIONAL UPGRADE KIT NEED TO BE BOUGHT.
SEE BELOW FOR THE PART NUMBER FOR DIFFERENT TERMINALS.

| TERMINAL PART NUMBER | MANUFACTURER | ITEM NO | KIT PART NO |
|----------------------|--------------|---------|-------------|
| 380384 | INTERCABLE | 9 | 2380625-1 |

| | | | | | |
|----------------|-----|----|-----------|--------------------------------|---------|
| 1 | - | - | 2305470-1 | HV DIE HOLDER WITH FINE ADJUST | 100 |
| 2 | - | 2 | 1-18023-3 | SCR, SKT HD CAP M4 X 16.0 | 13 |
| 2 | - | 2 | 1-18023-4 | SCR, SKT HD CAP M4 X 20.0 | 12 |
| 1 | - | 1 | 2-18023-9 | SCR, SKT HD CAP M6 X 20.0 | 11 |
| 1 | - | 1 | 2234137-1 | PLATE | 10 |
| ⁵ 1 | - | 1 | 2234136-1 | STOP IPT CONTACT | 9 |
| 1 | - | 1 | 8-18023-4 | SCR, SKT HD CAP M5 X 35.0 | 8 |
| 1 | - | 1 | 2234134-1 | HOLDER | 7 |
| 1 | - | 1 | 2234133-1 | LOCATOR, FERRULE | 6 |
| 1 | - | 1 | 2326585-6 | STOP, SHIELD | 5 |
| 1 | 1 | 1 | 2234135-2 | INSERT HVM HEX UPPER | 4 |
| 1 | 1 | 1 | 2326593-5 | INSERT, LOWER HV800-90 FERRULE | 3 |
| 1 | 1 | 1 | 2234132-1 | CRIMPER HVM HEX | 2 |
| 1 | 1 | 1 | 2234131-1 | NEST HVM HEX | 1 |
| -91 | -77 | -1 | PART NO | DESCRIPTION | ITEM NO |

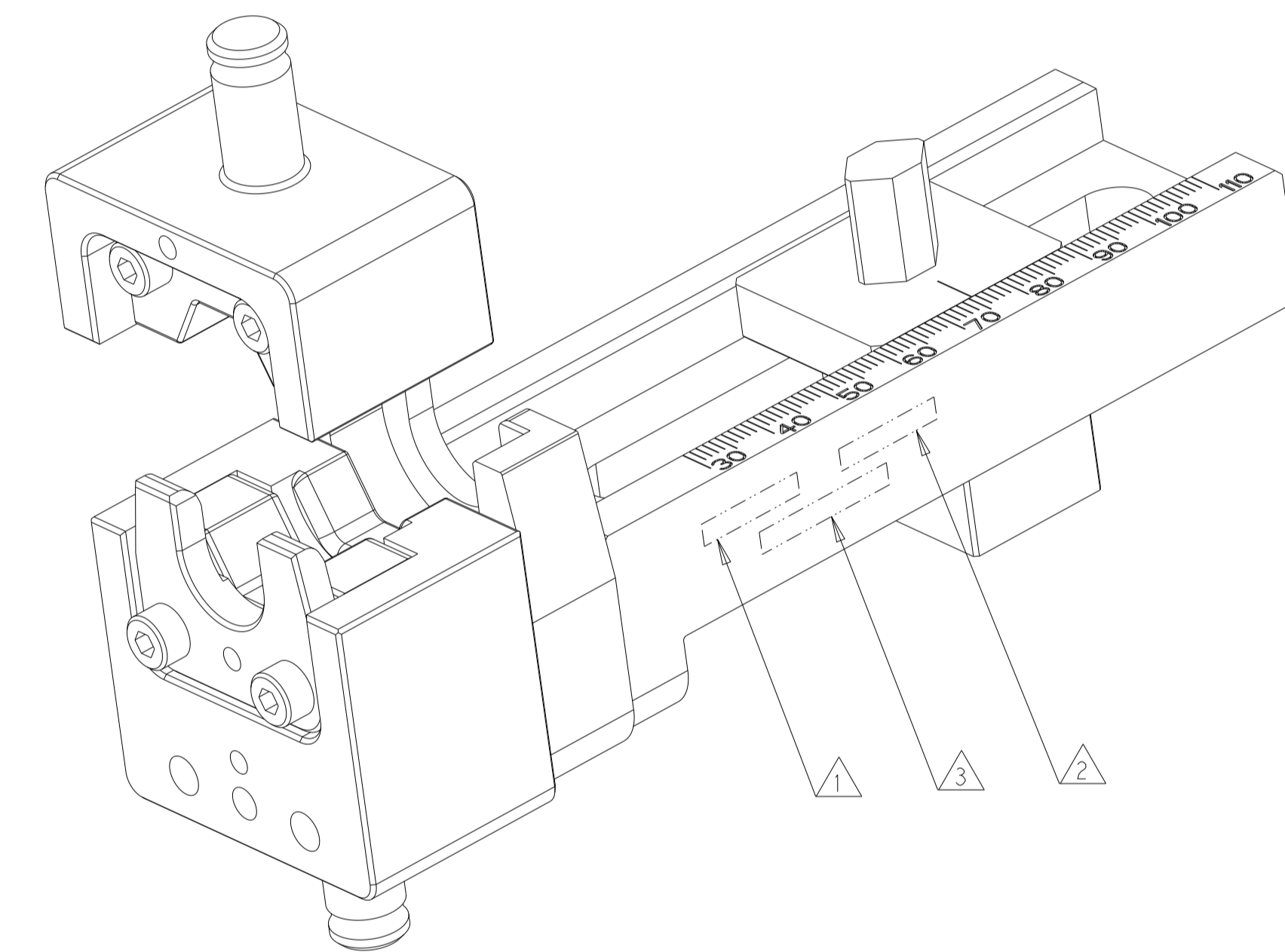
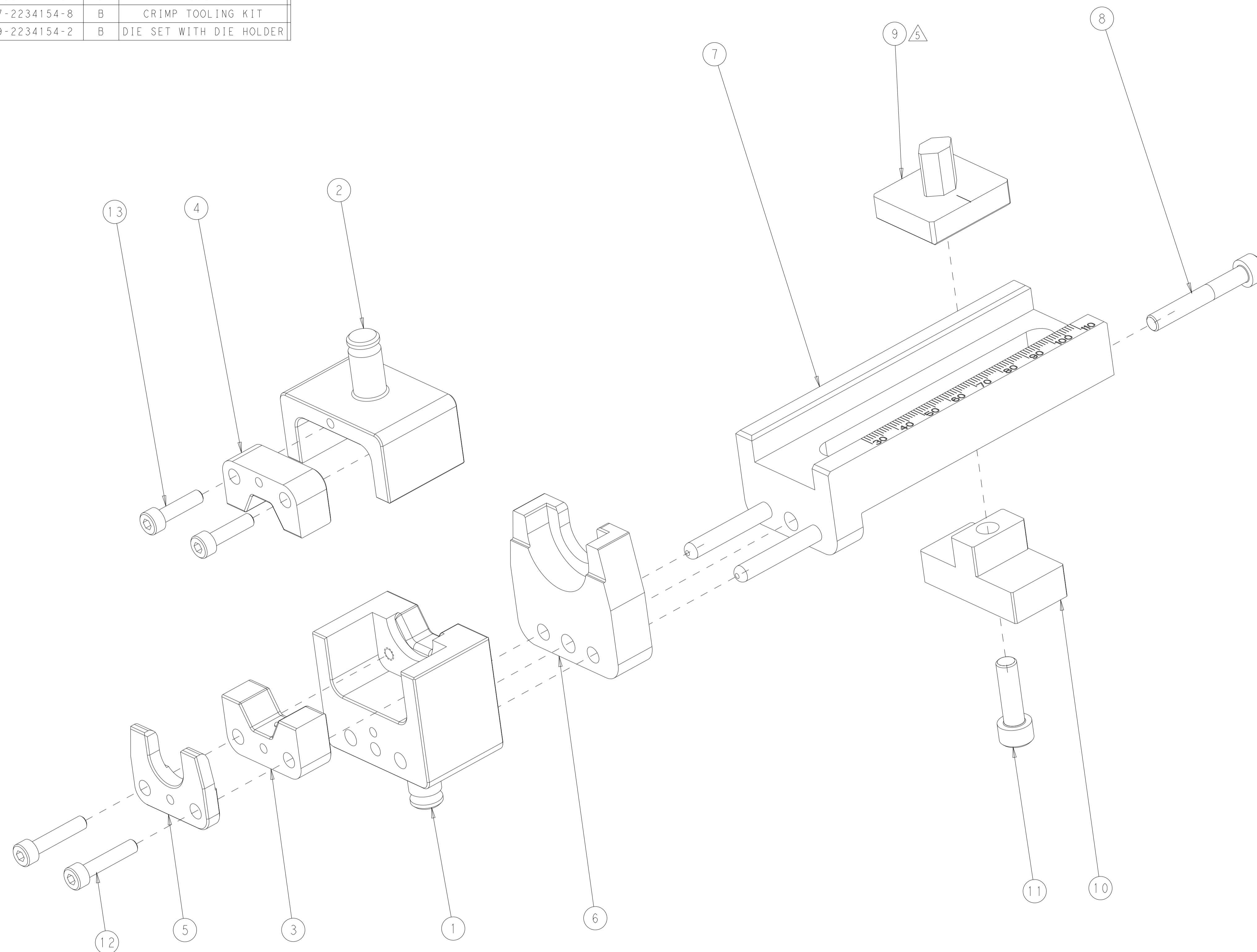
| | | | |
|---|--|------------------------------|--|
| THIS DRAWING IS A CONTROLLED DOCUMENT. | | OWN K. HUANG 07MAR2019 | TE Connectivity |
| DIMENSIONS: MM | | CHK K. HUANG 07MAR2019 | |
| TOLERANCES UNLESS OTHERWISE SPECIFIED: | | APVD Y. YIN 07MAR2019 | NAME DIE SET IPT-180-1/2/3P F 35MM2 |
| 0 PLC ± 1 PLC ± 2 PLC ± 3 PLC ± 4 PLC ± ANGLES ± | | PRODUCT SPEC | APPLICATION SPEC |
| FINISH | | WEIGHT | SIZE CAGE CODE DRAWING NO A 00779 C=2234154 |
| MATERIAL | | RESTRICTED TO | CUSTOMER ACCESSIBLE PRODUCTION DRAWING SCALE 3:2 SHEET 1 OF 2 REV B2 |

| PART NUMBER | REV | DESCRIPTION |
|-------------|-----|-------------------------|
| 2234154-2 | B | HV DIE SET |
| 7-2234154-8 | B | CRIMP TOOLING KIT |
| 9-2234154-2 | B | DIE SET WITH DIE HOLDER |

| REVISIONS | | | | |
|-----------|-----|-------------|------|------|
| P | LTN | DESCRIPTION | DATE | APPD |
| - | - | SEE SHEET 1 | - | - |

| | | |
|---------------------------|--------------------------------------|-----------|
| TERMINAL NAME | SHIELDING SLEEVE | |
| TE FERRULE PART NUMBER(S) | 2358669-3 | 2364825-1 |
| TE TERMINAL PART NUMBER | 2-2177380-1/2-2177380-2 ⁵ | |
| APPLICATION SPECIFICATION | 114-160062 | |
| REFERENCE DRAWING | - | |
| USED ON | 2305470-1 | 2326378-1 |
| INSTRUCTION SHEET | 408-35065 | |

| CABLE SUPPLIER/SPECIFICATION | CABLE SIZE | CRIMP WIDTH SHIELD | CRIMP HEIGHT SHIELD | CRIMP HEIGHT INSULATION | CRIMP HEIGHT REFERENCE SETTING |
|------------------------------|-------------------|--------------------|---------------------|-------------------------|--------------------------------|
| KBE/COROPLAST LV216-2 | 35mm ² | 17.9 MAX | 15.3±0.3 | 14.40±0.3 | D4 |



- ¹ APPLY "DIE SET PN" PER TEC-115-67-2 IN APPROXIMATE AREA SHOWN.
- ² IDENTIFY PART NUMBER AND REVISION LETTER PER TEC-115-67-2 IN APPROXIMATE AREA SHOWN.
- ³ IDENTIFY SERIAL NUMBER PER TEC-115-67-2 IN APPROXIMATE AREA SHOWN.
4. TORQUE RECOMMENDATIONS PER 101-35000 UNLESS OTHERWISE SPECIFIED.
- ⁵ ITEM 9 NEED CHANGED BASED ON THE TERMINAL BEING USED.
- ADDITIONAL UPGRADE KIT NEED TO BE BOUGHT.
- SEE BELOW FOR THE PART NUMBER FOR DIFFERENT TERMINALS.

| TERMINAL PART NUMBER | MANUFACTURER | ITEM NO | KIT PART NO |
|----------------------|--------------|---------|-------------|
| 380384 | INTERCABLE | 9 | 2380625-1 |

| | | | | | |
|----------------|-----|----|-----------|--------------------------------|---------|
| 1 | - | - | 2305470-1 | HV DIE HOLDER WITH FINE ADJUST | 100 |
| 2 | 2 | 2 | 1-18023-3 | SCR, SKT HD CAP M4 X 16.0 | 13 |
| 2 | 2 | 2 | 1-18023-4 | SCR, SKT HD CAP M4 X 20.0 | 12 |
| 1 | - | 1 | 2-18023-9 | SCR, SKT HD CAP M6 X 20.0 | 11 |
| 1 | - | 1 | 2234137-1 | PLATE | 10 |
| ⁵ 1 | - | 1 | 2234136-1 | STOP IPT CONTACT | 9 |
| 1 | - | 1 | 8-18023-4 | SCR, SKT HD CAP M5 X 35.0 | 8 |
| 1 | - | 1 | 2234134-1 | HOLDER | 7 |
| 1 | - | 1 | 2234133-1 | LOCATOR, FERRULE | 6 |
| 1 | - | 1 | 2326585-6 | STOP, SHIELD | 5 |
| 1 | 1 | 1 | 2234135-2 | INSERT HVM HEX UPPER | 4 |
| 1 | 1 | 1 | 2326593-5 | INSERT, LOWER HV800-90 FERRULE | 3 |
| 1 | 1 | 1 | 2234132-3 | CRIMPER HVM HEX | 2 |
| 1 | 1 | 1 | 2234131-3 | NEST HVM HEX | 1 |
| -92 | -78 | -2 | PART NO | DESCRIPTION | ITEM NO |

| | | | |
|--|--|------------------------------|---|
| THIS DRAWING IS A CONTROLLED DOCUMENT. | | OWN K. HUANG 07MAR2019 | TE Connectivity |
| DIMENSIONS: MM | | CHK K. HUANG 07MAR2019 | |
| TOLERANCES UNLESS OTHERWISE SPECIFIED: | | APVD Y. YIN 07MAR2019 | NAME DIE SET IPT-180-1/2/3P F 35MM2 |
| 0 PLC ± 2 PLC ± 3 PLC ± 4 PLC ± ANGLES ± FINISH ± | | PRODUCT SPEC - | APPLICATION SPEC - |
| MATERIAL - | | WEIGHT - | SIZE A 00779 C=2234154 |
| CUSTOMER ACCESSIBLE PRODUCTION DRAWING | | SCALE 3:2 | RESTRICTED TO SHEET 2 OF 2 REV B2 |