



# METRIMATE CONNECTORS

QUICK REFERENCE GUIDE

# METRIMATE CONNECTORS

TE Connectivity (TE) rectangular Metrimate connectors are a rugged and cost-effective solution that can be used to provide power input and output to and from a wide range of devices. Consisting of square grid and in-line connectors as well as blind mate drawer connectors the portfolio provides solutions for most needs.


Metrimate connectors offers many advantages to help solve common problems with connector mismatching and lengthy installation times. This cost-effective solution works well for high-performance products that do not require high-cost Mil-Spec connectors. Metrimate connectors have built-in pin and socket protection and they make field repair easier with polarized connections that allow for proper mating of connector halves and removable contacts. Plus, they are made of stabilized, heat-resistant, self-extinguishing thermoplastic material.

Rectangular Metrimate connectors utilizes the same contact system and the same termination tooling as our highly successful Circular Plastic Connectors (CPC). This allows the customer to have a better applied cost impact due to the overall shared platform with our CPC product line.

The Metrimate connector system is the clear choice for industrial applications, offering a comprehensive, economical, and reliable connector portfolio.

## Metrimate Connectors

	Solutions Guide	Metrimate
Electrical	Max Current Rating (A)	50
	Max Voltage	600V
	Position Count	1-36
	Circular   Rectangular   In-line   Drawer	R   IL   D
	Power / Signal / Hybrid	Power / Signal
Application	Wire to Wire	X
	Wire -to-Board	X
	Panel Mount	X
	BlindMating	X
	Wire Range (AWG)	30-8
	Wire Range (mm <sup>2</sup> )	.05-8.0
	Temperature Range	-55°C to 120°C
Protection	Durable in Harsh Environments	-
	Protection for EMI / RFI Noise	-
	IP Sealing	-
	Standards / Approval	UL, CSA



## Why Metrimate connectors?

Because our Rectangular Metrimate connectors utilizes the same contact system and the same termination tooling as our highly successful Circular Plastic Connectors.

### FEATURES & BENEFITS

- Quick mating / unmating
- Push to mate - Press and release to un-mate.
- Pin protection, positive polarization keys and between the plug and receptacle
- High density solution
- Panel mount versions require basically no hardware for mounting
- Can be mounted or removed from either front or rear of the panel
- Coaxial cable termination connectors

### TOTAL APPLIED COST EFFICIENCY

- Utilizes the same contact platforms as CPC
- Common termination tooling as CPC


### MULTIMATE CONTACTS - POWER/SIGNAL



### TYPICAL APPLICATIONS

- Warehouse automation
- Material handling
- Battery management,
- Industrial machinery
- Rail and transit vehicles
- Control systems
- HVAC

### METRIMATE RECTANGULAR PLASTIC CONNECTOR (RPC)



### CIRCULAR PLASTIC CONNECTORS (CPC)






# METRIMATE CONNECTORS



CUSTOMER CHALLENGES	THE METRIMATE ADVANTAGE
Lengthy installation times	Easy to install – push to mate and press and release to un-mate
Connector mis-mating	Pin protection, positive polarization keys and retention locks to support correct mating between the plug and receptacle
Need for high-performance and reliable products in the field	High-performance materials with high-density configurations that have been trusted in the market for over 40 years
Product availability	In-stock products that are readily available at channel partners
Using high-cost Mil-Spec connectors in ruggedized applications that do not have Mil-Spec requirements.	Common contact system used in other TE connector products, making it a cost-effective solution.





## Functional value

- Pin and socket protection
- Easy field repair with polarized connections for quick connect/disconnect
- Removable contacts
- Panel square grid connectors require basically no hardware for mounting

## Economic value

- Support cost-effective designs with light-weight, rugged, all-plastic shells
- Special configurations
- Range of accessories available
- Low-cost substitute in applications that do not require a Mil-Spec connector system



## Versus the competition

AMP Metrimate connectors are designed for panel, free hanging, or PC board applications. These connectors offer improved durability, density, and electrical performance.

- Voltage rating: 600VAC/VDC
- Current rating: 7.5A up to 50A (utilizes Multimate contact system)
- Temperature range: -55°C to +130°C
- Recognized under UL file No. E28476
- Housing made of UL-rated 94V-0 thermoplastic
- Polarized housings
- Square grid connectors available in 4-36 positions, can be mounted to and removed from either the front or rear of the panel
- Drawer connectors available in 4-30 position sizes, in standard and low-profile versions

## AMP Metrimate Pin and Socket Connectors Catalog

Product Code Description	Part Number	Description
Metrimate Square Grid Headers	<a href="#">1-206763-3</a>	METRIMATE PIN HEADER ASSY, 24P
	<a href="#">1-207119-0</a>	METRIMATE PIN HDR ASSY, 4P LF
	<a href="#">1-207120-1</a>	METRIMATE PIN HDR ASSY, 12P LF
	<a href="#">1-207524-0</a>	METRIMATE SKT HDR ASSY, 6P LF
	<a href="#">1-207526-0</a>	METRIMATE SKT HDR ASSY, 9P LF
Metrimate Square Grid and In-Line Cable Connector	<a href="#">207015-1</a>	METRIC HSG, PLUG, 4 POS, SM
	<a href="#">207016-1</a>	METRIMATE RCPT, 4 POS, SQ GRID
	<a href="#">207017-1</a>	METRIC PLUG, 12 POS
	<a href="#">207018-1</a>	METRIC RCPT, 12 POS
	<a href="#">207019-1</a>	METRIMATE PLUG, 36 POS
Metrimate Square Grid and In-Line Cable Connector	<a href="#">207020-1</a>	METRIMATE RCPT, 36 POS
	<a href="#">207304-1</a>	METRIMATE-PLUG, 24 POS, SQ GRID
	<a href="#">207305-1</a>	METRIMATE-RCPT, 24 POS, SQ GRID
	<a href="#">207359-1</a>	METRIC RECEIPT HSG, 3 POSN
	<a href="#">207360-1</a>	METRIC PLUG HSG, 3 POSN
	<a href="#">207601-1</a>	METRIMATE STR REL KIT, 9P
	<a href="#">207602-1</a>	METRIMATE STR REL KIT, 12P
	<a href="#">207603-1</a>	METRIMATE STR REL KIT, 18P
	<a href="#">207604-1</a>	METRIMATE STR REL KIT, 36P
Metrimate Drawer Connectors (Blind Mate)	<a href="#">211758-1</a>	METRIMATE PLUG HSG, 12 POSN
	<a href="#">211759-1</a>	METRIMATE RECEIPT HSG, 12 POSN
Metrimate Drawer Connectors (Blind Mate)	<a href="#">212608-1</a>	METRIMATE PLUG HSG, 4 POSN
	<a href="#">212609-1</a>	METRIMATE RECEIPT HSG, 4 POSN
	<a href="#">213499-1</a>	METRIMATE PLUG HSG, 8 POWER
	<a href="#">213500-1</a>	METRIMATE RECPT HSG, 8 POWER
	<a href="#">213973-1</a>	METRIMATE 30P PLUG HOUSING
	<a href="#">213974-1</a>	METRIMATE 30P RCPT HOUSING

# METRMATE CONNECTORS

## Tooling

MANUAL HAND TOOLS FOR INTERCHANGEABLE DIE SETS				
				
SDE (Standard Die Envelope) Die Sets	PRO-CRIMPER III Hand Tool	CERTI-CRIMP Straight Hand Tool	CERTI-CRIMP "C" Head Straight Action Hand Tool	
LEAD MAKERS		CRIMP MACHINES		
				
UNIQA-PRO Crimp Wire Processor	GAMMA 333 PC-V Crimp Wire Processor	AMP-O-LECTRIC Model "GII" Terminating Machines	Crimp Quality Monitor II (CQM II)	AMP 3K and AMP 5K Terminating Machines
ELECTRIC MACHINE / PNEUMATIC HAND TOOL		STRIPPER-CRIMPER MACHINES		APPLICATORS
				
626 Pneumatic Tool System	SDE Terminator	Cosmic 60R Wire Stripping Machine	Cosmic 927R Micro-Cable Stripper	Ocean Applicator



---

## ABOUT TE CONNECTIVITY

TE Connectivity is a global industrial technology leader creating a safer, sustainable, productive, and connected future. Our broad range of connectivity and sensor solutions, proven in the harshest environments, enable advancements in transportation, industrial applications, medical technology, energy, data communications, and the home. With more than 85,000 employees, including over 8,000 engineers, working alongside customers in approximately 140 countries, TE ensures that EVERY CONNECTION COUNTS. Learn more at [LinkedIn](#), [Facebook](#), [WeChat](#) and Twitter.

**te.com**

©2023 TE Connectivity. All Rights Reserved.

TE, TE Connectivity, TE connectivity (logo), Metrimate, AMP, AMP-O-LECTRIC, CERTI-CRIMP, PRO-CRIMPER, and EVERY CONNECTION COUNTS are trademarks owned or licensed by the TE Connectivity Ltd. family of companies. Other product names, logos, and company names mentioned herein may be trademarks of their respective owners.

The information given herein, including drawings, illustrations and schematics which are intended for illustration purposes only, is believed to be reliable. However, TE Connectivity makes no warranties as to its accuracy or completeness and disclaims any liability in connection with its use. TE Connectivity's obligations shall only be as set forth in TE Connectivity's Standard Terms and Conditions of Sale for this product and in no case will TE Connectivity be liable for any incidental, indirect or consequential damages arising out of the sale, resale, use or misuse of the product. Users of TE Connectivity products should make their own evaluation to determine the suitability of each such product for the specific application.

JS 11/23