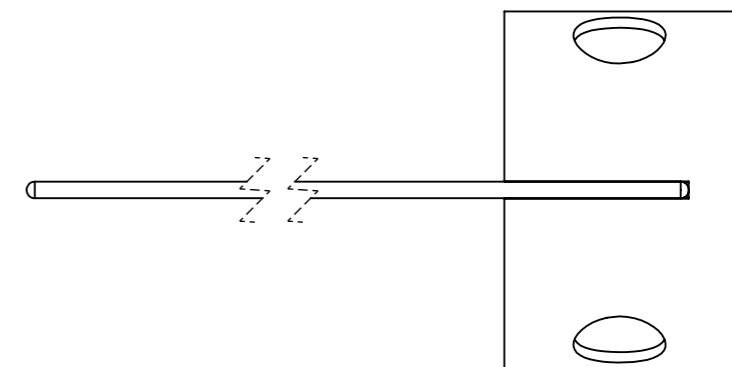
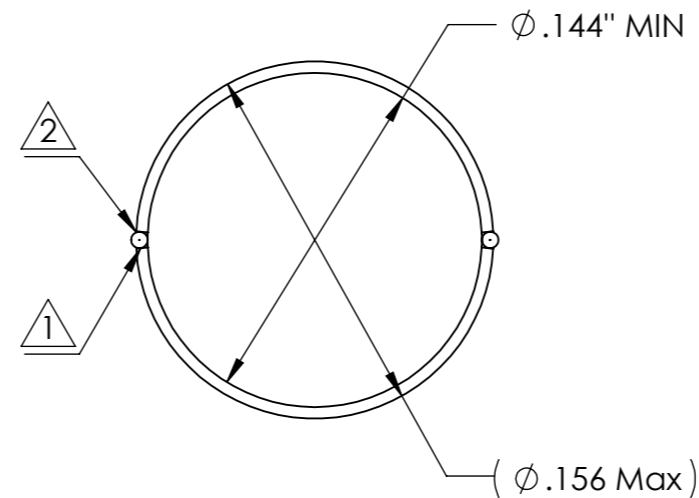
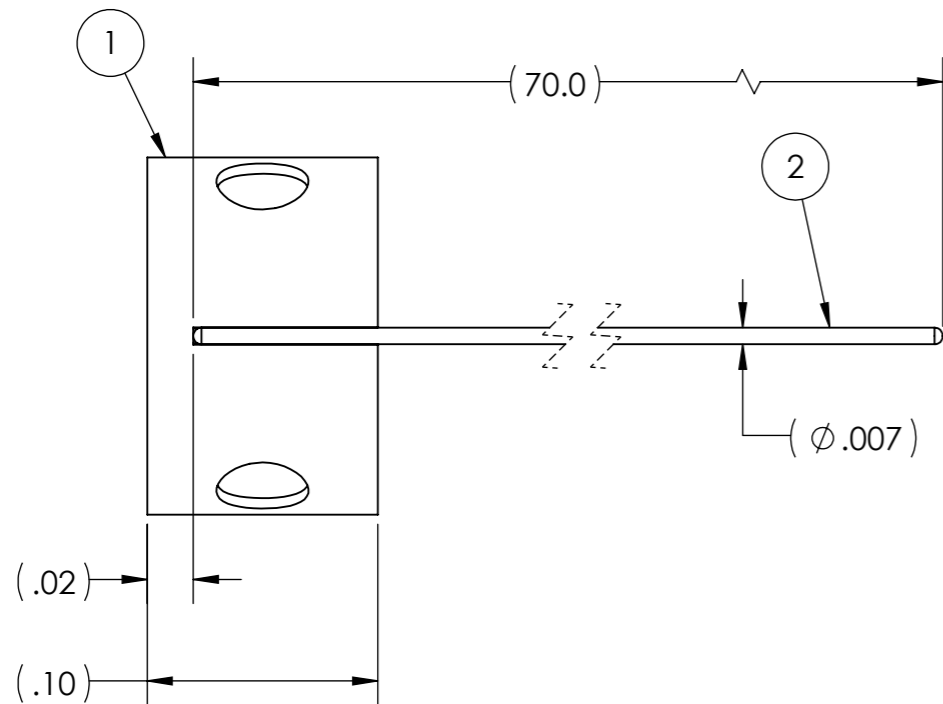



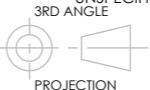
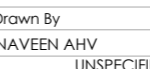
5108138 REV A

| Change Plan | Rev | Description                | Release BY |
|-------------|-----|----------------------------|------------|
| CM5-25211   | 2   | NOTES AND TOLERANCE UPDATE | NHV        |
| CM5-25433   | 3   | NOTES UPDATE               | NHV        |



NOTES:

- ① RING TO WIRE WELD TO WITHSTAND TENSILE FORCE OF 10 LBS.
- ② WELD SURFACES TO BE FREE OF SPIKES AND CRACKS WHEN VIEWED AT 10X.
- 3. ASSEMBLY TO BE FREE OF GREASE, OIL AND FOREIGN MATERIAL WHEN VIEWED THROUGH NAKED EYE.
- 4. VISUAL INSPECT AT 10X FOR BURRS AND SHARP EDGES.

|   |                   |              |   |        |
|---|-------------------|--------------|---|--------|
| UNLESS OTHERWISE SPECIFIED<br>- DIMENSIONS ARE IN INCHES -<br>REMOVE ALL BURRS AND SHARP EDGES  |                   |              |  |        |
| ASME Y14.5M-2018 APPLIES  |                   |              |   |        |
| Drawn By<br>NAVEEN AHV  | DATE<br>15-MAR-23 | Scale<br>NTS | TITLE:<br>Welded Assembly 12 Fr Pull Ring   |        |
| UNSPECIFIED TOLERANCE<br>3RD ANGLE<br>                       |                   |              | Specification No. 4117471   | REV. 3 |
| MATERIAL:<br>FINISH: N/A<br>HEAT TREAT: N/A   |                   |              | ERP No. 1000-3784-01  | REV. 1 |
| PROJECTION<br>   |                   |              | Customer Name: N/A  | A4     |
| DO NOT SCALE DRAWING  |                   |              | Customer No. N/A  |        |
| THIS DOCUMENT CONTAINS CONFIDENTIAL AND PROPRIETARY INFORMATION OF TE CONNECTIVITY CORPORATION UNAUTHORIZED USE OF THIS INFORMATION IS PROHIBITED |                   |              |   |        |