

THE ESSENTIAL ENTRELEC

Terminal blocks

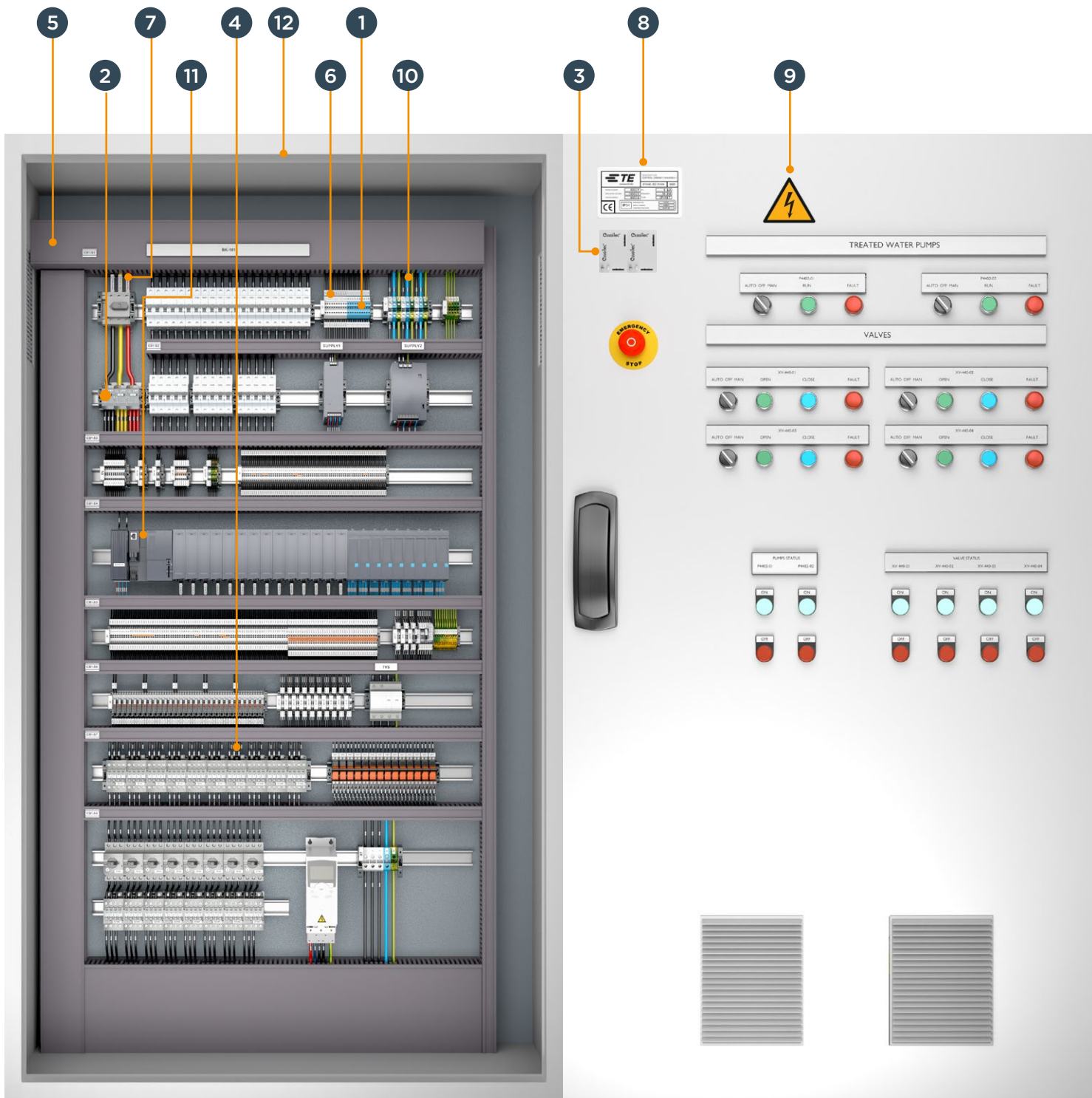
Power distribution blocks

Cable management: Wire end ferrules - Terminal & Splices - Wiring duct - Cable glands

Identification solutions

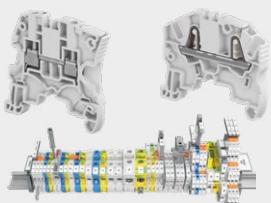
Installation connectors

The large offering dedicated to electrical cabinets



The large offering dedicated to electrical cabinets

TERMINAL BLOCKS / POWER DISTRIBUTION



1

ENTRELEC
TERMINAL BLOCKS



2

POWER DISTRIBUTION
BLOCKS



3


ESSAILEC®
TEST BLOCKS

IDENTIFICATION




6

MARKING
SYSTEMS




6

TERMINAL BLOCKS
MARKERS



7

PRE-PRINTED WIRE &
CABLE MARKERS



8


PANEL IDENTIFICATION



9

SAFETY LABELS &
ELECTRICAL SIGNS

CABLE & WIRE MANAGEMENT




4

INSULATED
WIRE END
FERRULES




4

PVC
INSULATED
TERMINAL
& SPLICES




10

NYLON
INSULATED
TERMINAL
& SPLICES



5

WIRING DUCT
PVC
& HALOGEN
FREE



12

CABLE
GLANDS



11

M8/M12/RJ45
CONNECTORS

Content

The essential ENTRELECp. 6

SNK series terminal blocks

PI-Spring technology.....p. 8

Screw clamp technology..... p. 12

Pluggable technology p. 16

DBL/DBLK power distribution blocks

Screw clamp technology..... p. 22

PI-Spring technology..... p. 26

Compact power blocks

Screw clamp technology..... p. 28

Wiring & cable management

Insulated wire end ferrules p. 32

PVC insulated terminal & Splices p. 36

Nylon insulated terminal & Splices p. 40

Wiring duct..... p. 46

Cable glands p. 52

Markers and marking systems

HTP600 Thermal transfer printer and markers p. 54

T2212 Thermal transfer printer and markers p. 56

Pre-printed wire markers p. 60

Pre-printed cable markers..... p. 63

Safety and electrical signs labels..... p. 66

Installation connectors

IDC technology p. 68

Push-in technology p. 70

Index

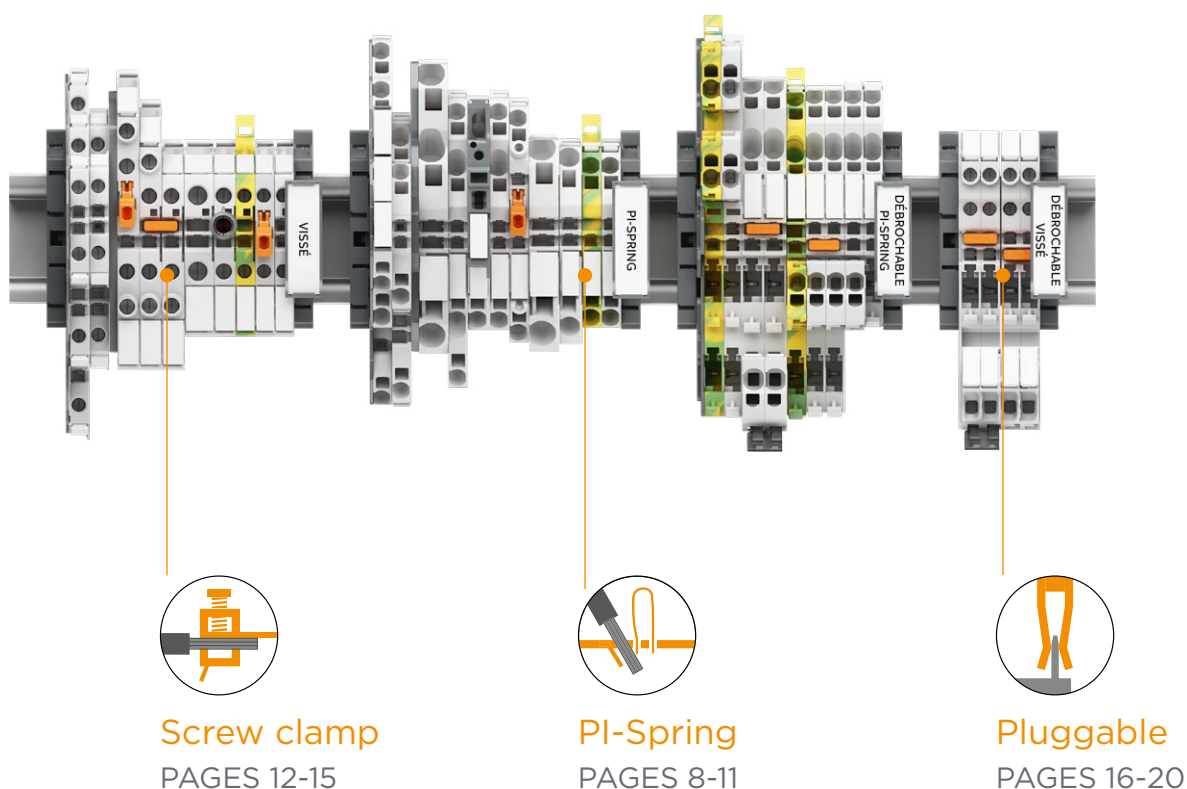
The essential ENTRELEC

SNK series terminal blocks - DBL/DBLK power distribution blocks

SNK SERIES TERMINAL BLOCKS

The innovative range available in PI-Spring (Push-In and Spring), screw clamp and pluggable technologies with common accessories. Qualified for worldwide applications and severe environments such as hazardous locations, railways, marine and solar applications...

Three technologies



Applications




Industry



Tertiary



Hazardous locations



Marine



Waste and Water treatment

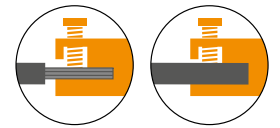

The essential ENTRELEC

SNK series terminal blocks - DBL/DBLK power distribution blocks

DBL/DBLK POWER DISTRIBUTION BLOCKS


The exclusive compact and modular design of our power distribution blocks allows easy installation combined with a great flexibility of use.

Screw clamp technology



Screw clamp
PAGES 22-25

PI-Spring technology



PI-Spring
PAGES 26-27

Énergies




Nuclear



Hydraulic



Solar



Wind

SNK series, ENTRELEC terminal blocks

PI-Spring technology - Range overview from 2.5 to 16 mm² - 12 to 4 AWG

2 
Connections


Single deck

- Feed-through
- Ground
- Disconnect
- Fuse
- Solar: 1500 VDC

3 
Connections

Single deck

- Feed-through
- Ground
- Solar: 1500 VDC



Voltage test

- screwdriver entry point accepts
- Category II probes

Double central channels

- allows multiconfigurations
- (jumping, testing and measuring)

SNK series, ENTRELEC terminal blocks

PI-Spring technology - Range overview from 2.5 to 16 mm² - 12 to 4 AWG

4



Connections

Single deck

Feed-through
Ground
Disconnect
Component holder

2x2



Connections

Double deck

Feed-through
Ground
Component holder


3x2



Connections

Triple deck

Feed-through
Ground



Two circuit separators


for the entire range

End section

can be used as circuit separator

Rotating label holder

easy plug-in in jumper channel



SNK SERIES

PI-Spring technology

Connection capacity: from 0.22 to 16 mm² - 26 to 4 AWG

ENTRELEC Terminal Blocks

The patented PI-Spring technology provides the benefits of both Push-In and Spring technologies in one connection. Qualified for worldwide markets, applications and for severe environments (including hazardous locations, railways, marine and solar applications etc.).



SPEED UP YOUR PROJECTS

Smart connections, higher productivity

Up to 90% mounting time reduction with our PI-Spring, screw clamp and pluggable technologies.

Simplified selection and design

Intuitive codification, simplified catalogs, large technical data base.

Better project identification

20% larger marking area.
Pre-mark by hand or label before final marker installation.



EASY TO INSTALL

Secured installation

Asymmetrical design avoid mounting and wiring errors.
Zero-retightening with our technologies.

Faster accessories mounting

Benefit from screwless ground connection, jumpers, end stops.

Smart design facilitating assembly process

Mounting, wiring, testing... made easy.



OPTIMIZED LOGISTICS

50% less accessories needed

End sections, circuit separators fit several blocks.

Common accessories

PI-Spring, screw and pluggable ranges share the same accessories.

Simplified inventory management

Significant reduction of part numbers to manage.



Terminal blocks

								Ferrules	End sections	Jumper bars		
	Cross section mm ² / AWG	Spacing mm / in	Current IEC / UL	Function	Colour	Type	Part number	Part number	Part number	No. poles	Part number	
2 connections		2.5 / -	24 A		Grey	ZK2.5	1SNK705010R0000	1SET111010R0000		2	1SNK905302R0000	
		2.5 / 14	20 A		Blue	ZK2.5-BL	1SNK705020R0000	1SET111029R0000		3	1SNK905303R0000	
		4 / 12	300 A/1s 396 A/1s		Green-yellow	ZK2.5-PE	1SNK705150R0000			5	1SNK905305R0000	
		4 / -	32 A		Grey	ZK4	1SNK706010R0000	1SET111014R0000		2	1SNK906302R0000	
		4 / 12	30 A		Blue	ZK4-BL	1SNK706020R0000	1SET111033R0000		3	1SNK906303R0000	
		6 / 10	480 A/1s 636 A/1s		Green-yellow	ZK4-PE	1SNK706150R0000			5	1SNK906305R0000	
		6 / -	41 A		Grey	ZK6	1SNK708010R0000	1SET111016R0000		2	1SNK908302R0000	
		6 / 10	50 A		Blue	ZK6-BL	1SNK708020R0000	1SET111035R0000		3	1SNK908303R0000	
		10 / 8	720 A/1s 1008 A/1s		Green-yellow	ZK6-PE	1SNK708150R0000			5	1SNK908305R0000	
		10 / -	57 A		Grey	ZK10	1SNK710010R0000	1SET111018R0000		2	1SNK910302R0000	
		10 / 8	65 A		Blue	ZK10-BL	1SNK710020R0000	1SET111037R0000		3	1SNK910303R0000	
		16 / 6	1200 A/1s 1596 A/1s		Green-yellow	ZK10-PE	1SNK710150R0000			5	1SNK910305R0000	
3 connections		2.5 / -	24 A		Grey	ZK2.5-3P	1SNK705011R0000	1SET111010R0000		2	1SNK905302R0000	
		2.5 / 14	20 A		Blue	ZK2.5-3P-BL	1SNK705021R0000	1SET111029R0000		3	1SNK905303R0000	
		4 / 12	300 A/1s 396 A/1s		Green-yellow	ZK2.5-PE-3P	1SNK705151R0000			5	1SNK905305R0000	
		4 / -	32 A		Grey	ZK4-3P	1SNK706011R0000	1SET111014R0000		2	1SNK906302R0000	
		4 / 12	30 A		Blue	ZK4-3P-BL	1SNK706021R0000	1SET111033R0000		3	1SNK906303R0000	
		6 / 10	480 A/1s 636 A/1s		Green-yellow	ZK4-PE-3P	1SNK706151R0000			5	1SNK906305R0000	
		6 / -	41 A		Grey	ZK6-3P	1SNK708011R0000	1SET111016R0000		2	1SNK908302R0000	
		6 / 10	50 A		Blue	ZK6-3P-BL	1SNK708021R0000	1SET111035R0000		3	1SNK908303R0000	
		10 / 8	720 A/1s 1008 A/1s		Green-yellow	ZK6-PE-3P	1SNK708151R0000			5	1SNK908305R0000	
		2.5 / -	24 A		Grey	ZK2.5-4P	1SNK705012R0000	1SET111010R0000			2	1SNK905302R0000
		2.5 / 14	20 A		Blue	ZK2.5-4P-BL	1SNK705022R0000	1SET111029R0000			3	1SNK905303R0000
		4 / 12	300 A/1s 396 A/1s		Green-yellow	ZK2.5-PE-4P	1SNK705152R0000				5	1SNK905305R0000
	4 / -	32 A		Grey	ZK4-4P	1SNK706012R0000	1SET111014R0000	2	1SNK906302R0000			
	4 / 12	30 A		Blue	ZK4-4P-BL	1SNK706022R0000	1SET111033R0000	3	1SNK906303R0000			
	6 / 10	480 A/1s 636 A/1s		Green-yellow	ZK4-PE-4P	1SNK706152R0000		5	1SNK906305R0000			
Double deck		2.5 / -	24 A		Grey	ZK2.5-D2	1SNK705210R0000	1SET111010R0000			2	1SNK905302R0000
		2.5 / 14	20 A		Blue	ZK2.5-D2-BL	1SNK705220R0000	1SET111029R0000			3	1SNK905303R0000
		4 / 12			Grey	ZK2.5-D1	1SNK705211R0000				5	1SNK905305R0000
Triple deck		2.5 / -	22 A		Grey	ZK2.5-T3	1SNK705510R0000	1SET111010R0000			2	1SNK905302R0000
		2.5 / 14	20 A		Blue	ZK2.5-T1	1SNK705511R0000	1SET111029R0000			3	1SNK905303R0000
		4 / 12			Grey	ZK2.5-T1	1SNK705511R0000				5	1SNK905305R0000
		2.5 / -			Green-yellow	ZK2.5-L-L-PE	1SNK705512R0000	1SET111010R0000		2	1SNK905302R0000	
		2.5 / 14	22 A		Blue	ZK2.5-L-N-PE	1SNK705513R0000	1SET111029R0000		3	1SNK905303R0000	
		4 / 12	20 A		Green-yellow	ZK2.5-T1-PE	1SNK705550R0000			5	1SNK905305R0000	
Disconnect		2.5 / -			Grey	ZK2.5-S	1SNK705310R0000	1SET111010R0000		2	1SNK905302R0000	
		2.5 / 14	20 A		Blue	ZK2.5-S	1SNK705310R0000	1SET111029R0000		3	1SNK905303R0000	
		4 / 12			Grey	ZK2.5-S	1SNK705310R0000			5	1SNK905305R0000	
Fuse		2.5 / -	6.3 A		Grey, dark grey	ZK2.5-SF	1SNK706410R0000	1SET111010R0000		2	1SNK906302R0000	
		2.5 / 14	16 A		Grey, dark grey	ZK2.5-SF	1SNK706410R0000	1SET111029R0000		3	1SNK906303R0000	
		4 / 12			Grey, dark grey	ZK2.5-SF-R1	1SNK706411R0000			5	1SNK906305R0000	
End stops		5.2 / 0.205	Screwless, for single deck			BAZ1	1SNK900002R0000					
		10 / 0.394	Screw for single deck			BAM4	1SNK900001R0000					
		10 / 0.394	Screw for double deck/power blocks			BAZH1	1SNK900102R0000					
Pre-printed marking cards		4.8 / 0.189	Horizontal	1->10 (x10)	MC512PA		1SNK140011R0000					
			Vertical	1->100			1SNK145011R0000					
		Horizontal	1->10 (x10)			1SNK140012R0000						
	5.6 / 0.220	Horizontal	1->100	MC612PA		1SNK145012R0000						
			Vertical		1->10 (x10)		1SNK150011R0000					
		Vertical	1->100			1SNK155011R0000						

- Flexible without ferrule
- Flexible with insulated ferrule
- Rigid Solid

SNK series, ENTRELEC terminal blocks

Screw clamp technology - Range overview from 4 to 240 mm² - 12 to 500 Kcmil

2  Connections


Single deck
Feed-through
Ground
Disconnect
Fuse

3  Connections

Single deck
Feed-through
Ground

4  Connections

Single deck
Feed-through
Ground
Disconnect



Double central channels
allows
multiconfigurations
(jumping, testing
and measuring)

Circuit separator
without spacing loss

Voltage test
screwdriver entry
point accepts
Category II probes

SNK series, ENTRELEC terminal blocks

Screw clamp technology - Range overview from 4 to 240 mm² - 12 to 500 Kcmil

2x2  Connections

Double deck

- Feed-through
- Ground
- Disconnect
- Fuse
- Component holder

2  Connections

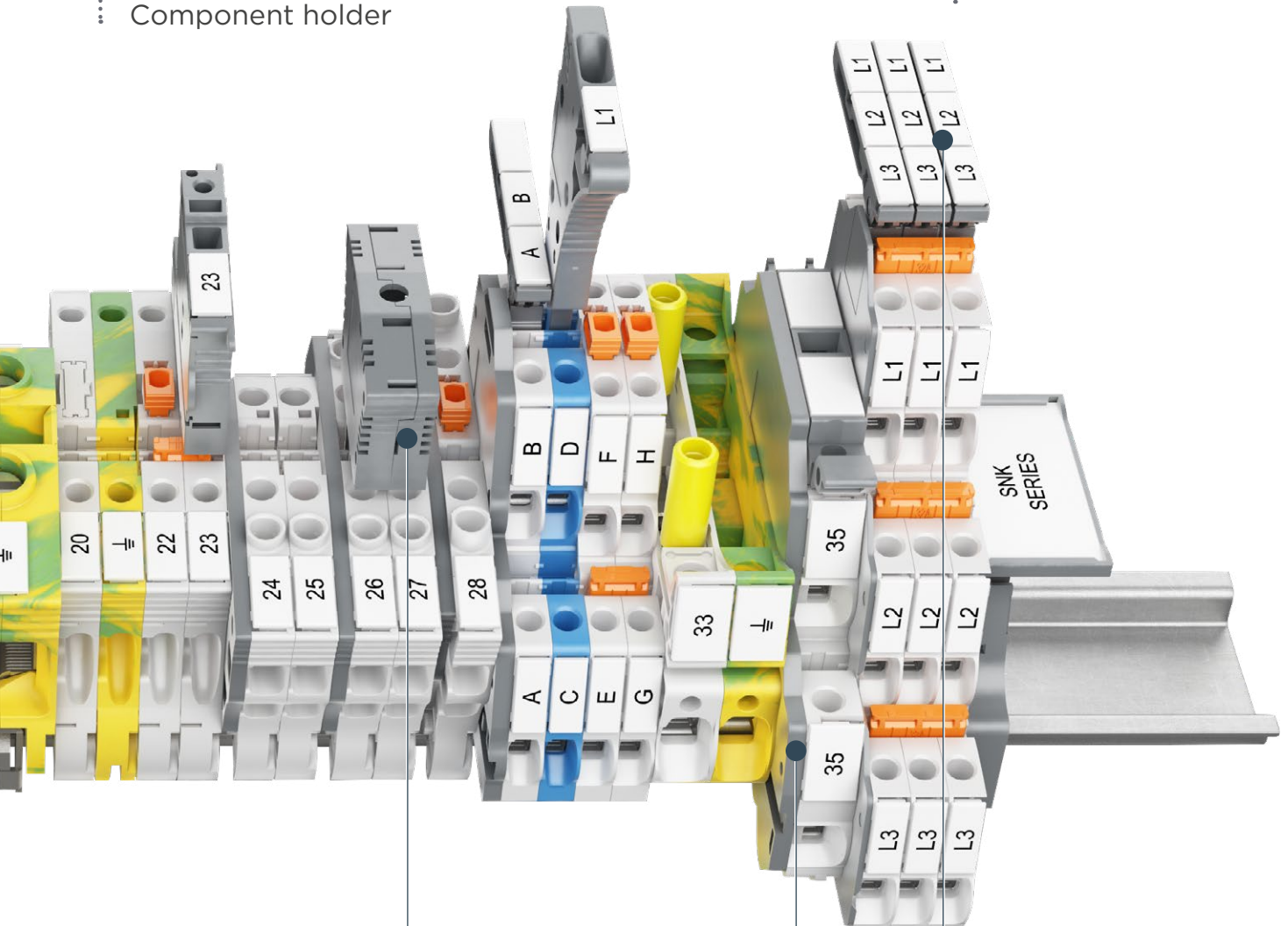
Test and measurement

- Feed-through
- Ground
- Disconnect

3x2  Connections

Triple deck


- Feed-through



Plug
component holder

End section
can be used
as circuit separator

**Rotating
label holder**
easy plug-in in
jumper channel



SNK SERIES

Screw clamp technology

Connection capacity: from 0.22 to 240 mm² - 24 to 500 Kcmil

ENTRELEC Terminal Blocks

The SNK series screw clamp terminal blocks offer rationalized functions and accessories while serving a large scope of applications. Qualified for worldwide markets, applications and for severe environments (including hazardous locations, marine and solar applications etc.).



SPEED UP YOUR PROJECTS

Smart connections, higher productivity

Up to 90% mounting time reduction with our PI-Spring, screw clamp and pluggable technologies.

Simplified selection and design

Intuitive codification, simplified catalogs, large technical data base.

Better project identification

20% larger marking area.
Pre-mark by hand or label before final marker installation.



EASY TO INSTALL

Secured installation

Asymmetrical design avoid mounting and wiring errors.

Zero-retightening with our technologies.

Faster accessories mounting

Benefit from screwless ground connection, jumpers, end stops.

Smart design facilitating assembly process

Mounting, wiring, testing... made easy.



OPTIMIZED LOGISTICS

50% less accessories needed

End sections, circuit separators fit several blocks.

Common accessories

PI-Spring, screw and pluggable ranges share the same accessories.

Simplified inventory management

Significant reduction of part numbers to manage.



Terminal blocks

Terminal blocks								Ferrules	End sections	Jumper bars			
	Cross section mm ² / AWG	Spacing mm / in	Current IEC / UL	Function	Colour	Type	Part number	Part number	Part number	No. poles	Part number		
Single deck		4 / -	32 A		Grey	ZS4	1SNK505010R0000	1SET111010R0000		2	1SNK905302R0000		
		2.5 / 14	20 A		Blue	ZS4-BL	1SNK505020R0000	1SET111029R0000		3	1SNK905303R0000		
		4 / 12	480 A / 1s 396 A / 1s		Green/yellow	ZS4-PE	1SNK505150R0000			5	1SNK905305R0000		
		6 / -	41 A		Grey	ZS6	1SNK506010R0000	1SET111014R0000		2	1SNK906302R0000		
		4 / 12	30 A		Blue	ZS6-BL	1SNK506020R0000	1SET111033R0000		3	1SNK906303R0000		
		6 / 10	720 A / 1s 636 A / 1s		Green/yellow	ZS6-PE	1SNK506150R0000			5	1SNK906305R0000		
		10 / -	57 A		Grey	ZS10	1SNK508010R0000	1SET111016R0000		2	1SNK908302R0000		
		6 / 10	42 A		Blue	ZS10-BL	1SNK508020R0000	1SET111035R0000		3	1SNK908303R0000		
		10 / 8	1200 A / 1s 1596 A / 1s		Green/yellow	ZS10-PE	1SNK508150R0000			5	1SNK908305R0000		
		16 / -	76 A		Grey	ZS16	1SNK510010R0000	1SET111018R0000		2	1SNK910302R0000		
		10 / 8	67 A		Blue	ZS16-BL	1SNK510020R0000	1SET111037R0000		3	1SNK910303R0000		
		16 / 6	1920 A / 1s 2544 A / 1s		Green/yellow	ZS16-PE	1SNK510150R0000			5	1SNK910305R0000		
		25 / -	101 A		Grey	ZS25	1SNK512010R0000	1SET111020R0000		2	1SNK912302R0000		
		16 / 6	100 A		Blue	ZS25-BL	1SNK512020R0000	1SET111039R0000		3	1SNK912303R0000		
		25 / 4	1920 A / 1s 3204 A / 1s		Green/yellow	ZS25-PE	1SNK512150R0000			5	1SNK912305R0000		
	Double deck		35 / -	125 A		Grey	ZS35	1SNK516010R0000		1SET111024R0000		2	1SNK916302R0000
			35 / 0	150 A		Blue	ZS35-BL	1SNK516020R0000				3	1SNK916303R0000
			35 / 0	4200 A / 1s 4032 A / 1s		Green/yellow	ZS35-PE	1SNK516150R0000				5	1SNK916305R0000
		50 / -	150 A		Grey	ZS50	1SNK516011R0000	1SET111025R0000	2	1SNK916302R0000			
		50 / 0	150 A		Blue	ZS50-BL	1SNK516021R0000		3	1SNK916303R0000			
		50 / 0	6000 A / 1s 6420 A / 1s		Green/yellow	ZS50-PE	1SNK516151R0000		5	1SNK916305R0000			
		70 / -	192 A		Grey	ZS70	1SNK522010R0000	1SET111025R0000	2	1SNK922302R0000			
		50 / -	159 A		Blue	ZS70-BL	1SNK522020R0000		3	1SNK922303R0000			
		95 / 00	8400 A / 1s 8088 A / 1s		Green/yellow	ZS70-PE	1SNK522150R0000		5	1SNK922305R0000			
		95 / -	232 A		Grey	ZS95	1SNK526010R0000	1SET111025R0000	2	1SNK926302R0000			
		50 / -	230 A		Blue	ZS95-BL	1SNK526020R0000		3	1SNK926303R0000			
		120 / 0000	11400 A / 1s 12840 A / 1s		Green/yellow	ZS95-PE	1SNK526150R0000		5	1SNK926305R0000			
Triple deck		4 / -	29 A		Grey	ZS4-D2	1SNK505210R0000	1SET111010R0000		2	1SNK905302R0000		
		2.5 / 14	20 A		Blue	ZS4-D2-BL	1SNK505220R0000	1SET111029R0000		3	1SNK905303R0000		
		4 / 12	40 A		Grey	ZS6-D2	1SNK506210R0000	1SET111014R0000		2	1SNK906302R0000		
		4 / 12	30 A		Blue	ZS6-D2-BL	1SNK506220R0000	1SET111033R0000		3	1SNK906303R0000		
		6 / 10								5	1SNK906305R0000		
		6 / 10								10	1SNK906310R0000		
Disconnect		4 / -	32 A		Grey	ZS4-T3	1SNK506212R0000	1SET111010R0000		2	1SNK905302R0000		
		2.5 / 14	20 A				1SET111029R0000	3		1SNK905303R0000			
		4 / 12						5		1SNK905305R0000			
		4 / 12						10		1SNK905310R0000			
Fuse		4 / -	25 A		Grey	ZS4-S	1SNK505310R0000	1SET111010R0000		2	1SNK906302R0000		
		2.5 / 14	25 A				1SET111029R0000	3		1SNK906303R0000			
		4 / -	30 A	+ Test	Grey	ZS4-S-T2	1SNK505311R0000	1SET111010R0000		2	1SNK906302R0000		
		2.5 / 14	25 A				1SET111029R0000	3		1SNK906303R0000			
		4 / 12	30 A		Grey	ZS6-S	1SNK506315R0000	1SET111014R0000		2	1SNK906302R0000		
		4 / 12	25 A				1SET111033R0000	3		1SNK906303R0000			
End stops		5.2 / 0.205	Screwless, for single deck			BAZ1	1SNK900002R0000						
		10 / 0.394	Screw for single deck			BAM4	1SNK900001R0000						
Pre-printed marking cards		10 / 0.394	Screw for double deck/power blocks			BAZH1	1SNK900102R0000						
		4.8 / 0.189	Horizontal	1->10 (x10)			1SNK140011R0000						
		4.8 / 0.189	Horizontal	1->100		MC512PA	1SNK145011R0000						
		4.8 / 0.189	Vertical	1->10 (x10)			1SNK140012R0000						
		4.8 / 0.189	Vertical	1->100			1SNK145012R0000						
		5.6 / 0.220	Horizontal	1->10 (x10)			1SNK150011R0000						
	5.6 / 0.220	Horizontal	1->100		MC612PA	1SNK155011R0000							
	5.6 / 0.220	Vertical	1->10 (x10)			1SNK150012R0000							
	5.6 / 0.220	Vertical	1->100			1SNK155012R0000							

- Flexible without ferrule
- Flexible with insulated ferrule
- Rigid Solid

SNK series, ENTRELEC terminal blocks

Pluggable technology - Range overview from 2.5 to 4 mm² - 12 to 10 AWG

Pluggable pluggable

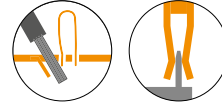
2

Connections
Single deck
 Feed-through

4

Connections
Single deck
 Feed-through
 Ground

PI-Spring pluggable



PI-Spring pluggable

2

Connections
Single deck
 Feed-through
 Ground

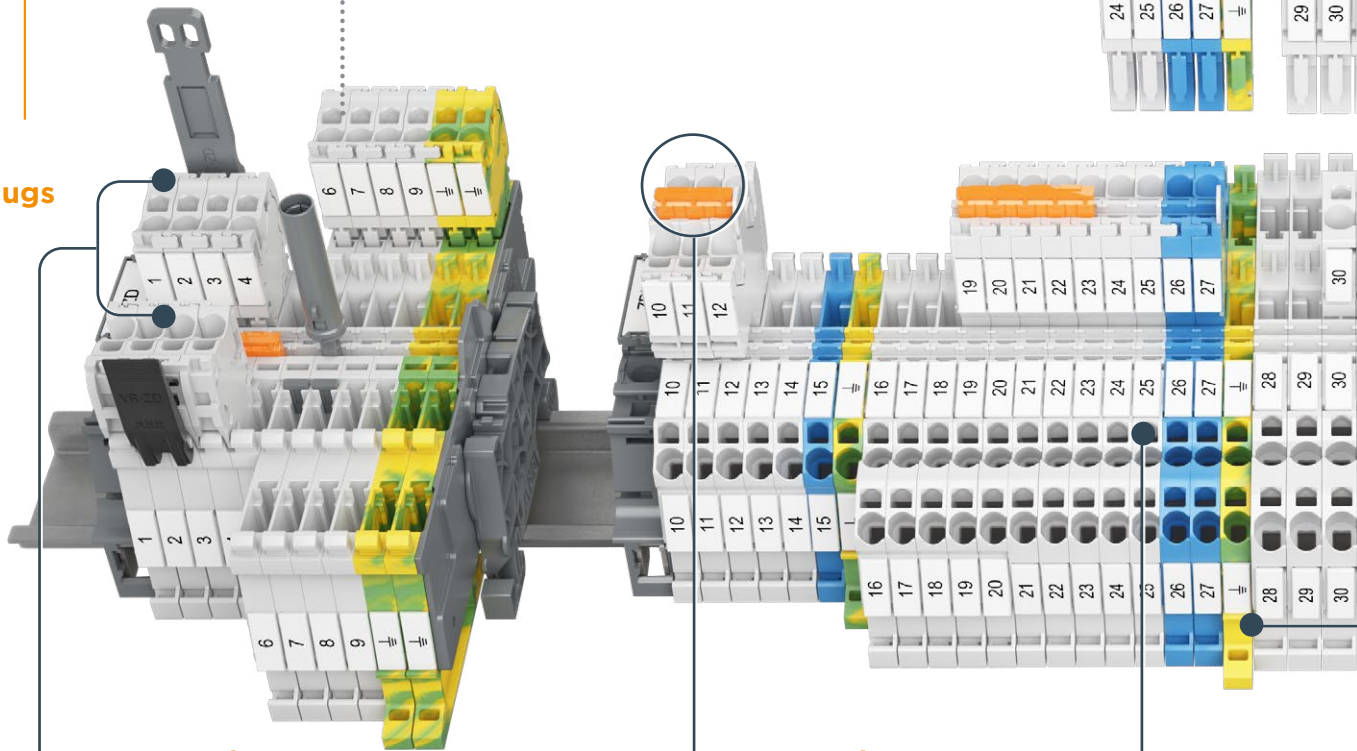
3

Connections
Single deck
 Feed-through

4

Connections
Single deck
 Feed-through
 Ground

Plugs



Compact plug

Save up to 15% in height

Reduced plug variants


Only two plugs variants to create assemblies

Jumper plugs

Plugs with 1 or 2 connection & jumper to ease potential distribution

Voltage test

Screwdriver entry point accepts category II probes



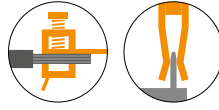
SNK series, ENTRELEC terminal blocks

Pluggable technology - Range overview from 2.5 to 4 mm² - 12 to 10 AWG

2x2

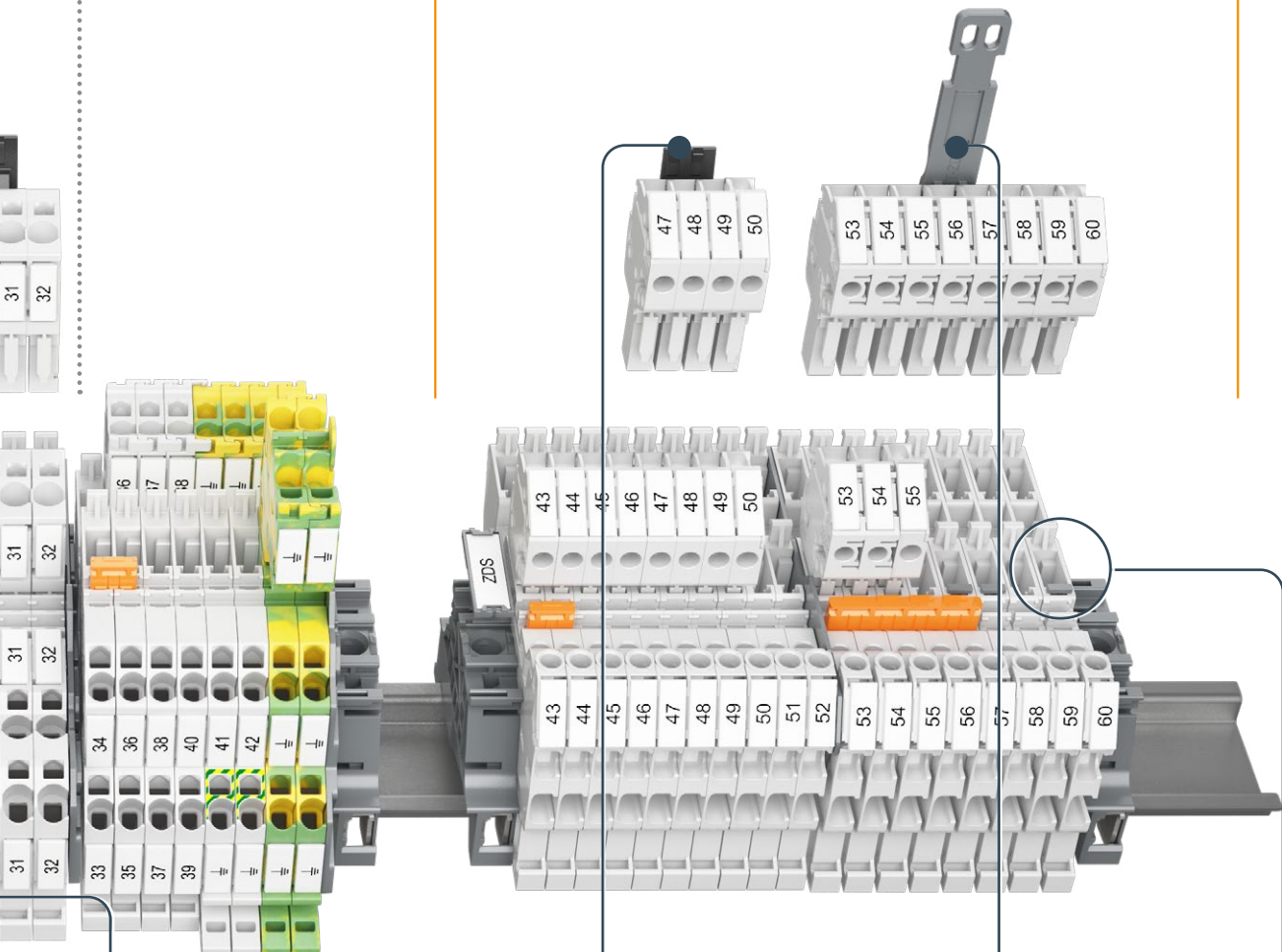
Connections
Double deck
Feed-through
Ground

Screw clamp pluggable



4

Connections
Single deck
Feed-through



End section

No need of end section between 2.5 and 4 mm² terminal blocks

Cable clamp

Secure the wires onto the plug when pulling the plug assembly

Locking device

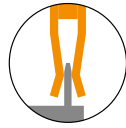

Secure plug and wiring against accidental pulling



Convenient coding pegs

Guarantee error free plugs insertion





SNK SERIES

Pluggable Technology

Connection capacity: from 0.22 to 4 mm² - 26 to 10 AWG

ENTRELEC Terminal Blocks

The SNK series pluggable terminal blocks combine the benefits of our smart connections with the flexibility of the pluggable function. Qualified for worldwide markets, applications and for severe environments (including hazardous locations, marine and solar applications etc.).



SPEED UP YOUR PROJECTS

Smart connections, higher productivity

Up to 90% mounting time reduction with our PI-Spring, screw clamp and pluggable technologies.

Simplified selection and design

Intuitive codification, simplified catalogs, large technical data base.

Better project identification

20% larger marking area.
Pre-mark by hand or label before final marker installation.



EASY TO INSTALL

Secured installation

Asymmetrical design avoid mounting and wiring errors.

Zero-retightening with our technologies.

Faster accessories mounting

Benefit from screwless ground connection, jumpers, end stops.

Smart design facilitating assembly process

Mounting, wiring, testing... made easy.



OPTIMIZED LOGISTICS

50% less accessories needed

End sections, circuit separators fit several blocks.

Common accessories

PI-Spring, screw and pluggable ranges share the same accessories.

Simplified inventory management

Significant reduction of part numbers to manage.



Terminal blocks

Terminal blocks								Ferrules	End sections	Jumper bars	
	Cross section mm ² / AWG	Spacing mm / in	Current IEC / UL	Function	Colour	Type	Part number	Part number	Part number	No. poles	Part number
Pluggable pluggable											
2 connections 	2.5 / -	5.2 / 0.205	22 A 20 A		Grey	ZD2.5-11	1SNK805016R0000			2 3 5 10	1SNK905302R0000 1SNK905303R0000 1SNK905305R0000 1SNK905310R0000
	2.5 / 14										
	4 / 12										
4 connections 	2.5 / -	5.2 / 0.205	22 A 20 A		Grey	ZD2.5-22	1SNK805017R0000			2 3 5 10	1SNK905302R0000 1SNK905303R0000 1SNK905305R0000 1SNK905310R0000
	2.5 / 14										
	4 / 12										
			300 A 396 A		Green/ Yellow	ZD2.5-22-PE	1SNK805156R0000				
PI-Spring pluggable											
2 connections 	2.5 / -	5.2 / 0.205	24 A 20 A		Grey	ZDK2.5-11	1SNK805015R0000	1SET111010R0000 1SET111029R0000		2 3 5 10	1SNK905302R0000 1SNK905303R0000 1SNK905305R0000 1SNK905310R0000
	2.5 / 14				Blue	ZDK2.5-11-BL	1SNK805025R0000				
	4 / 12				Green/ Yellow	ZDK2.5-11-PE	1SNK805150R0000				
3 connections 	2.5 / -	5.2 / 0.205	24 A 20 A		Grey	ZDK2.5-21	1SNK805014R0000	1SET111010R0000 1SET111029R0000		2 3 5 10	1SNK905302R0000 1SNK905303R0000 1SNK905305R0000 1SNK905310R0000
	2.5 / 14										
	4 / 12										
4 connections 	2.5 / -	5.2 / 0.205	24 A 22 A		Grey	ZDK2.5-22	1SNK805010R0000	1SET111010R0000 1SET111029R0000		2 3 5 10	1SNK905302R0000 1SNK905303R0000 1SNK905305R0000 1SNK905310R0000
	2.5 / 14				Blue	ZDK2.5-22-BL	1SNK805020R0000				
	4 / 12				Green/ Yellow	ZDK2.5-22-PE	1SNK805152R0000				
4 connections 	4 / -	6 / 0.236	30 A 30 A		Grey	ZDK4-22	1SNK806010R0000	1SET111014R0000 1SET111033R0000		2 3 5 10	1SNK906302R0000 1SNK906303R0000 1SNK906305R0000 1SNK906310R0000
	4 / 12										
	6 / 10										
4 connections 	2.5 / -	5.2 / 0.205	22 A 20 A		Grey	ZDK2.5-D2	1SNK805213R0000	1SET111010R0000 1SET111029R0000		2 3 5 10	1SNK905302R0000 1SNK905303R0000 1SNK905305R0000 1SNK905310R0000
	2.5 / 14				Blue	ZDK2.5-D2-BL	1SNK805223R0000				
					Grey	ZDK2.5-D1	1SNK805214R0000				
					Grey, Green/ Yellow	ZDK2.5-D2-PE	1SNK805212R0000				
	4 / 12				Green/ Yellow	ZDK2.5-D1-PE	1SNK805250R0000				
Female Plug 	2.5 / -	5.2 / 0.205	24 A 22 A		Grey	CDK2.5	1SNK805712R0000	1SET111010R0000 1SET111029R0000			
	2.5 / 14				Blue	CDK2.5-BL	1SNK805742R0000				
	4 / 12				Green/ Yellow	CDK2.5-PE	1SNK805750R0000				
Female Plug 	2.5 / -	5.2 / 0.205	24 A 22 A		Grey	CDK2.5-E	1SNK805713R0000	1SET111010R0000 1SET111029R0000			
	2.5 / 14				Blue	CDK2.5-BL-E	1SNK805743R0000				
	4 / 12				Green/ Yellow	CDK2.5-PE-E	1SNK805753R0000				

- Flexible without ferrule
- Flexible with insulated ferrule
- Rigid Solid



Terminal blocks

Terminal blocks								Ferrules	End sections	Jumper bars		
	Cross section mm ² / AWG	Spacing mm / in	Current IEC / UL	Function	Colour	Type	Part number	Part number	Part number	No. poles	Part number	
Female Plug 		2.5 / -	5.2 / 0.205	24 A 20 A		Grey	CDK2.5-J	1SNK805738R0000	1SET111010R0000 1SET111029R0000		2 3 5 10	1SNK905302R0000 1SNK905303R0000 1SNK905305R0000 1SNK905310R0000
		2.5 / 14				Blue	CDK2.5-J-BL	1SNK805744R0000				
		4 / 12				Green/Yellow	CDK2.5-J-PE	1SNK805748R0000				
Female Plug 		2.5 / -	5.2 / 0.205	24 A 20 A		Grey	CDK2.5-J-E	1SNK805739R0000	1SET111010R0000 1SET111029R0000		2 3 5 10	1SNK905302R0000 1SNK905303R0000 1SNK905305R0000 1SNK905310R0000
		2.5 / 14				Blue	CDK2.5-J-BL-E	1SNK805745R0000				
		4 / 12				Green/Yellow	CDK2.5-J-PE-E	1SNK805749R0000				
Female Plug 		2.5 / -	5.2 / 0.205	24 A 20 A		Grey	CDK2.5-2P-J	1SNK805740R0000	1SET111010R0000 1SET111029R0000		2 3 5 10	1SNK905302R0000 1SNK905303R0000 1SNK905305R0000 1SNK905310R0000
		2.5 / 14				Blue	CDK2.5-2P-J-BL	1SNK805746R0000				
		4 / 12				Green/Yellow	CDK2.5-2P-J-PE	1SNK805751R0000				
Female Plug 		2.5 / -	5.2 / 0.205	24 A 20 A		Grey	CDK2.5-2P-J-E	1SNK805741R0000	1SET111010R0000 1SET111029R0000		2 3 5 10	1SNK905302R0000 1SNK905303R0000 1SNK905305R0000 1SNK905310R0000
		2.5 / 14				Blue	CDK2.5-2P-J-BL-E	1SNK805747R0000				
		4 / 12				Green/Yellow	CDK2.5-2P-J-PE-E	1SNK805752R0000				
Female Plug 		4 / -	6 / 0.236	30 A 30 A		Grey	CDK4	1SNK806712R0000	1SET111014R0000 1SET111033R0000		2 3 5 10	1SNK905302R0000 1SNK905303R0000 1SNK905305R0000 1SNK905310R0000
		4 / 12				Grey	CDK4-E	1SNK806713R0000				
		6 / 10										



Screw clamp pluggable



4 connections 		4 / -	5.2 / 0.205	29 A 28 A		Grey	ZDS4-22	1SNK805013R0000	1SET111014R0000 1SET111033R0000	 EDS4-22 1SNK805911R0000	2 3 5 10	1SNK905302R0000 1SNK905303R0000 1SNK905305R0000 1SNK905310R0000
		2.5 / 12										
		4 / 10										
4 connections 		4 / -	6 / 0.236	29 A 28 A		Grey	ZDS4-22-R1	1SNK806013R0000	1SET111014R0000 1SET111033R0000		2 3 5 10	1SNK906302R0000 1SNK906303R0000 1SNK906305R0000 1SNK906310R0000
		4 / 10										
		4 / 10										
Female Plug 		4 / -	5.2 / 0.205	29 A 28 A		Grey	CDS4	1SNK805714R0000	1SET111014R0000 1SET111033R0000		2 3 5 10	1SNK906302R0000 1SNK906303R0000 1SNK906305R0000 1SNK906310R0000
		2.5 / 12										
		4 / 10										
Female Plug 		4 / -	6 / 0.236	29 A 28 A		Grey	CDS4-R1	1SNK806714R0000	1SET111014R0000 1SET111033R0000		2 3 5 10	1SNK906302R0000 1SNK906303R0000 1SNK906305R0000 1SNK906310R0000
		4 / 10										
		4 / 10										
Female Plug 		4 / -	5.2 / 0.205	29 A 28 A		Grey	CDS4-E	1SNK805715R0000	1SET111014R0000 1SET111033R0000		2 3 5 10	1SNK906302R0000 1SNK906303R0000 1SNK906305R0000 1SNK906310R0000
		4 / 10										
		4 / 10										

End stops


5.2 / 0.205	Screwless, for single deck	BAZ1	1SNK900002R0000
10 / 0.394	Screw for single deck	BAM4	1SNK900001R0000
10 / 0.394	Screw for double deck/power blocks	BAZH1	1SNK900102R0000

Pre-printed marking cards



4.8 / 0.189	Horizontal	1->10 (x10)	MC512PA	1SNK140011R0000
		1->100		1SNK145011R0000
	Vertical	1->10 (x10)	MC512PA	1SNK140012R0000
		1->100		1SNK145012R0000
5.6 / 0.220	Horizontal	1->10 (x10)	MC612PA	1SNK150011R0000
		1->100		1SNK155011R0000
	Vertical	1->10 (x10)	MC612PA	1SNK150012R0000
		1->100		1SNK155012R0000

- Flexible without ferrule
- Flexible with insulated ferrule
- Rigid Solid



DBL power distribution blocks

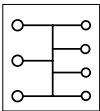
Screw clamp technology

Range overview 1000 V AC / 1500 V DC (IEC) - 1000 V (UL), from 80 to 550 A

Single pole

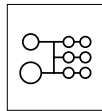
DBL80

7 connections



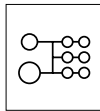
DBL125

8 connections



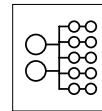
DBL160

8 connections




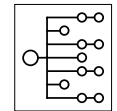
DBL175

12 connections



DBL250 and DBL400

12 connections



Easy block assembly
thanks to the interlocking piece



Easy jumpering
Increase the number of outputs by connecting two blocks together

Panel or DIN rail mounting

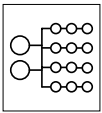
Pre-printed markers
(L1, L2, L3, N, PE, +, -) delivered with each block

DBL power distribution blocks

Screw clamp technology

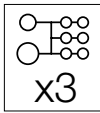
Solar

DBL400-PV
14 connections



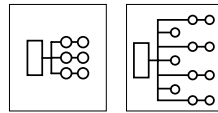
Three poles

DBL125-3
and DBL175-C-3
8x3 connections




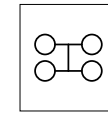
Flat conductor

DBL250-F
and DBL500-F
7 and 12 connections



2 in/2 out

DBL500-22
4 connections




Combining of 12 photovoltaic strings to collect solar energy up to 1500 V DC (IEC), 1000 V DC (UL)

Flexible cover for easy wiring:

- Two directions opening
- Removable & snap-on

Flat conductor feed-in

Main technical data printed on the cover and visible from top



DBL POWER DISTRIBUTION BLOCKS

Screw clamp technology

1000 V AC / 1500 V DC (IEC) - 1000 V (UL), from 80 to 550 A

ENTRELEC Terminal Blocks

The exclusive compact and modular design of our power distribution blocks allows easy installation combined with a great flexibility of use.



EASY TO INSTALL

3 configurations in 1 product:

Single pole splitter: split of power main input into several outputs.

Multiple poles splitter: interlocking function and ready to use marking kit (L1, L2, L3, N, PE, +, -) delivered with each block.

Grouping of several inputs into 1 output (solar application).

Flexible cover facilitates identification & wiring:

- Reversible, two directions opening, snap-on
- All wiring data's and specifications visible on top.



SPACE SAVING

Panel space saving:

Save up to 50 % rail space compare to conventional distribution bars thanks to our modular compact design.

1 500 V DC:

Voltage rating adapted to most recent solar inverters requirements.



INCREASED PRODUCTIVITY

Reduced wiring, inventories, hardware and assembly costs:

- Reduce assembly time by 80 % compared to conventional systems.
- Our modular and touch proof concept eliminates the needs for bus bars, isolators, fasteners, protection screens...
- Accept **aluminum & copper** conductors.
- **1** product in stock for **3 possible configurations**.



DBL power distribution blocks

Screw clamp technology

Single pole

DBL80
7 connections



DBL125
8 connections



DBL160
8 connections



DBL175
12 connections



DBL250 et DBL400
12 connections



Solar

DBL400-PV
14 connections



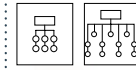
Three poles

DBL125-3 and DBL175-C-3
8x3 connections




Flat conductor

DBL250-F and DBL500-F
7 and 12 connections



2 inputs / 2 outputs DBL500-22
4 connections



IEC	UL / CSA	Connection capacity			Max cross section						Type	Part number	Pkg	
		nb	mm	in	Flexible with insulated ferrule		Rigid Solid		Rigid Stranded					
					mm ²	AWG	mm ²	AWG	mm ²	AWG				
	Cu: 80 A Al: 63 A	Cu: 80 A	3	6.6	0.26	2.5 ... 16	14 ... 6	2.5 ... 16	14 ... 4	2.5 ... 16	14 ... 4	DBL80	1SNL308010R0000	1
	Cu: 125 A Al: 100 A	Cu: 115 A	1	9.8	0.386	10 ... 35	8 ... 2	10 ... 35	8 ... 2	10 ... 35	8 ... 2	DBL125	1SNL312510R0000	1
	Cu: 125 A Al: 100 A	Cu: 115 A	3x1	9.8	0.386	10 ... 35	8 ... 2	10 ... 35	8 ... 2	10 ... 35	8 ... 2	DBL125-3	1SNL312530R0000	1
	Cu: 160 A Al: 135 A	Cu: 160 A	1	11.8	0.465	16 ... 50	6 ... 1/0	16 ... 70	6 ... 2/0	16 ... 70	6 ... 2/0	DBL160	1SNL316010R0000	1
	Cu: 175 A Al: 135 A	Cu: 175 A	2	11.8	0.465	10 ... 50	8 ... 1/0	10 ... 70	6 ... 2/0	10 ... 70	6 ... 2/0	DBL175	1SNL317510R0000	1
	Cu: 175 A Al: 135 A	Cu: 175 A	3x1	11.8	0.465	16 ... 50	8 ... 1/0	16 ... 70	6 ... 2/0	16 ... 70	6 ... 2/0	DBL175-C-3	1SNL317531R0000	1
	Cu: 250 A Al: 200 A	Cu: 255 A	1	15.3	0.602	35 ... 95	2 ... 3/0	35 ... 120	2 ... 250 kcmil	35 ... 120	2 ... 250 kcmil	DBL250	1SNL325010R0000	1
	Flexible bars: 250 A Solid bars: 208 A	Flexible bars: 250 A Solid bars: 160 A	1	15.5 x 7.5	0.59 x 0.28	Flexible bars: 3 x 9 x 0.8 mm ... 6 x 15.5 x 0.8 mm Solid bars: 12 x 4 mm						DBL250-F	1SNL325060R0000	1
	Cu: 400 A Al: 300 A	Cu: 335 A	1	18.8	0.74	95 ... 150	3/0 ... 300 kcmil	95 ... 185	3/0 ... 400 kcmil	95 ... 185	3/0 ... 400 kcmil	DBL400	1SNL340010R0000	1
	Cu: 550 A	Cu: 400 A	2	15.5	0.59	2.5 ... 95	4 ... 3/0	25 ... 120	4 ... 250 kcmil	25 ... 120	4 ... 250 kcmil	DBL400-PV	1SNL340011R0000	1
	Cu: 500 A	Cu: 510 A	2	15.5	0.61	25 ... 95	4 ... 3/0	25 ... 120	4 ... 250 kcmil	25 ... 120	4 ... 250 kcmil	DBL500-22	1SNL850001R0000	1
	Flexible bars: 500 A Solid bars: 500 A	Flexible bars: 420 A Solid bars: 420 A	1	26 x 10.8	1.02 x 0.4	Flexible bars: 3 x 9 x 0.8 mm ... 10 x 24 x 1 mm Solid bars: 12 x 4 mm ... (2x) 25 x 5 mm						DBL500-F	1SNL350060R0000	1

Rated voltage 1000 V AC, 1500 V DC (IEC) / 1000 V AC/DC (UL/CSA).



Flexible without ferrule
IEC V-K (class 5/6)



Flexible with insulated ferrule
IEC V-K (class 5/6)




Rigid Solid
IEC V-U (class 1), UL solid



Rigid Stranded
IEC V-R (class 2), UL class B/C



DBLK power distribution blocks



DBLK POWER DISTRIBUTION BLOCKS

PI-Spring (Push-In & Spring) technology

Unipolar 7, 15 & 16 connections, 10, 16 & 35 mm²
up to 125 A, 1000VAC - 1500VDC

Compact, vibration proof and time saving power distribution in control panel.



EASY TO INSTALL

3 mounting options adapted to many panel configurations

- Horizontal & vertical Din rail mounting
- Panel mount with screws.

Clear identification

- Double marking area
- Flat "SNK" marking surface
- Ready to use marking kit (L1, L2, L3, N, PE, "+", "-", red, blue, green) delivered with each block
- Installation instruction on back.

Easy wiring

- Increased wiring visibility due to in-line connection and front access
- Hands-free wiring, with or without screwdriver
- Screwdriver is locked during wiring process.

Flexibility

- Compatible with BAM4 end stop
- Built-in voltage test point.



INCREASED PRODUCTIVITY

Reduced wiring, inventories, hardware and assembly costs

- Push-in connection save up to 50% installation time compared to screw technology
- Reduces assembly time by up to 90% compared to conventional systems
- Our modular and touch proof concept significantly reduces the needs for bus bars, isolators, fasteners, protection screens...

Time saving

- Allow flexible cables wiring without ferrules with screwdriver
- Easy and quick insertion for rigid and solid wires in push-in mode.

Fast & flexible wiring

PI-spring technology, pre-numbered connections, technical data on product cover.



FOR ALL YOUR NEEDS

Reduced inventory

Short range, no accessory, all mounting options provided on a single block: vertical or horizontal, Din rail mounting, panel mounting.

World-class certifications

Full standard package: IEC / UL / EAC.

Safety

Full IP20.



DBLK power distribution blocks

Main technical data

Ordering details

Rated current		Rated voltage		Rated cross section								Type	Part Number	Packing
IEC	UL	IEC	UL	Flexible without ferrule		Flexible with insulated ferrule		Flexible with twin ferrule		Rigid Solid/Stranded				pieces
				nb	mm ²	mm ²	AWG	mm ²	AWG	mm ²	AWG			
	76 A / 85 A	1000 VAC / 1500 VDC	1000 V	3	1.5 ... 16	1.5 ... 16	16 ... 6	1.5 ... 6	16 ... 10	1.5 ... 25	16 ... 4	DBLK76-7	1SNL407610R0000	10 pcs
				4	1.5 ... 10	1.5 ... 10	16 ... 8	1.5 ... 4	16 ... 12	1.5 ... 16	16 ... 6			
	76 A / 85 A	1000 VAC / 1500 VDC	1000 V	3	1.5 ... 16	1.5 ... 16	16 ... 6	1.5 ... 6	16 ... 10	1.5 ... 25	16 ... 4	DBLK76-15	1SNL407611R0000	5 pcs
				12	1.5 ... 10	1.5 ... 10	16 ... 8	1.5 ... 4	16 ... 12	1.5 ... 16	16 ... 6			
	125 A / 130 A	1000 VAC / 1000 VDC	600 V	2*	10 ... 35	10 ... 35	8 ... 1	N/A	N/A	10 ... 35	8 ... 1	DBLK125-16-2R	1SNL412510R0000	1 pcs
				2	1.5 ... 16	1.5 ... 16	16 ... 6	1.5 ... 6	16 ... 10	1.5 ... 16	16 ... 6			
				12	1.5 ... 10	1.5 ... 10	16 ... 8	1.5 ... 4	16 ... 12	1.5 ... 16	16 ... 6			


* The 2 x 10 ... 35 mm² connections are screw clamp technology

CE	IEC CB	RoHS	ULR CNR	Flexible without ferrule IEC V-K (class 5/6)	Flexible with insulated ferrule IEC V-K (class 5/6)	Rigid Solid IEC V-U (class 1), UL solid	Rigid Stranded IEC V-R (class 2), UL class B/C


Mounting instructions

Rail	Tool	Torque
 TH 35-7.5 TH 35-15	 For screw connection Allen key Ø 4 Ø 0.157	 Screw clamp 25 ... 35 mm ² : 3.5 ... 4 Nm 4 ... 1 AWG : 31 ... 35.4 lb.in 16 mm ² : 3 ... 3.5 Nm 6 AWG : 26.5 ... 35.4 lb.in 10 mm ² : 3 ... 3.5 Nm 8 AWG : 26.5 ... 35.4 lb.in
 Screw connection : 17 mm : 0.67 in PI-Spring connection : 15 mm : 0.591 in	 For PI-Spring connection (for flexible conductor without ferrule) Flat screwdriver Ø 4 Ø 0.157	

Dimensions



Mounting instructions





CBS COMPACT POWER BLOCKS

The compact secured and cost-effective solution for power connection

From 50 to 300 mm², TS35 and panel mount

The Compact Terminal Blocks cover a wide variety of applications from mechanical engineering, industrial equipment, automation to wind turbines, solar energy or switchgears. They offer cost, weight and space savings from optimized aluminum body and compact design.



HIGHLY VERSATILE

Large scope of conductors accepted

The aluminum body combined with specific coating allow the use of aluminum & copper conductors whether round or sector-shaped, solid, stranded or flexible with ferrule.

Modularity

Available in 2 connection for power connection as well as 4 connections for power distribution purposes.

Easy monitoring or supply

Blocks from 95 to 300 mm² have an extra built-in measurement tapping connection to provide main supply monitoring or to provide supply to a control equipment.



SECURED AND COMPACT CONNECTION

Protection of connection process, conductor and the operator

- Hexagon drive with hex-wrenge for transmission of high torque moments.
- The fine pitch thread allows transmission of high torque moments.
- The turned screw ends prevent damage to the relatively soft aluminium conductor material on installation.
- Reinforced Finger safe and dust protection by side cover when block is not wired.

Reduced oxidation risks

- Specific coating reduces oxidation risks with aluminum or copper conductors.
- Push-through plastic protection keep conductors from touching in the middle.



EASY TO INSTALL AND USE

Compact and firm grip

The compact body combines easy snap-on the rail with high and firm grip after being installed.

Low drift firm body & cover keeps good alignment even under high torque and cable weight.

Light weight body

The aluminum body offers a lightweight product easier to stock & install.

Two Mounting option

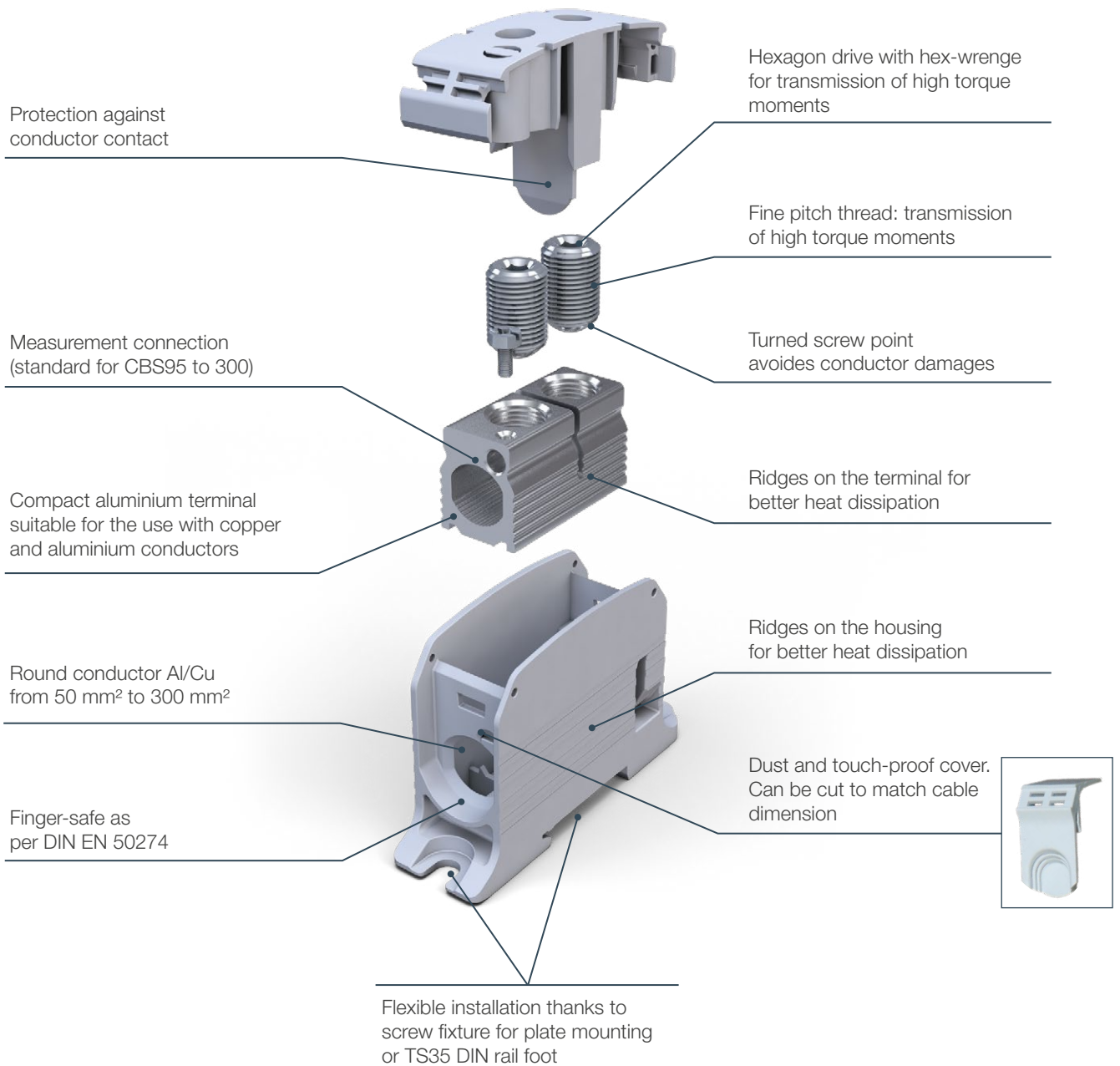
All blocks can be mounted on mounting plates or TS 35 rails according to IEC 60715 / DIN EN 50022.

Easy identification

The large area on top cover of the block allow easy identification with standard or custom labels.



PRODUCT FEATURES



Approvals

- IEC 60947-7-1
- IEC 61238-1 (Class A)
- UL-1059
- UL 486E
- CSA C22.2 No.158-10



Conformity





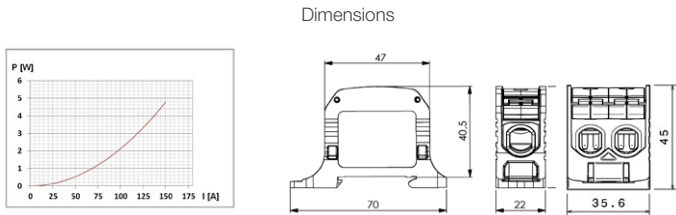
PRODUCT ORDERING INFORMATION

	Main	Tapping	Spacing		Current		Voltage	Function	Color	Type	Part Number	Accessories Cover/Markers	Packing
	Cross section mm ² /AWG	mm ² /AWG	mm	in	IEC Cu/AL	UL Cu/AL	IEC/UL V						
50 mm², Single pole 	4-35 / 12-2		22	0.87	150 / 150 A	150 / 120 A	1000 / 1000		Grey	CBS50-2P	1SNF516011R0000		9
									Grey/Blue	CBS50-2P-BL	1SNF516021R0000	CBS50-Cover (54 Pcs/Pkg)	9
									Grey/Green	CBS50-2P-GR	1SNF516031R0000	1SNF916710R0000	9
50 mm², Double pole 	6-50 / 10-0		35.6	1.4					Grey	CBS50-4P	1SNF516111R0000	VYT0512: 12x5 mm	5
									Grey/Blue	CBS50-4P-BL	1SNF516121R0000	Self-adhesive white label	5
									Grey/Green	CBS50-4P-GR	1SNF516131R0000	1SNA235837R0000	5
95 mm², Single pole 	10-70 / 8-00	1.5-6 / 10-16	25.5	1	232 / 200 A	200 / 155 A	1000 / 1000		Grey	CBS95-2P	1SNF526011R0000	CBS95-Cover (20 Pcs/Pkg)	2
									Grey/Blue	CBS95-2P-BL	1SNF526021R0000	1SNF926710R0000	2
									Grey/Green	CBS95-2P-GR	1SNF526031R0000	TAA0917: 17x9 mm	2
95 mm², Double pole 	16-95 / 6-000	1.5-10 / 8-16	47	1.85					Grey	CBS95-4P	1SNF526111R0000	Self-adhesive rigid white label	1
									Grey/Blue	CBS95-4P-BL	1SNF526121R0000	1SNA235776R0000	1
									Grey/Green	CBS95-4P-GR	1SNF526131R0000	VYT0817: 17x8 mm	1
185 mm², Single pole 	35-150 / 00-300 Kcmil	1.5-6 / 8-16	37.5	1.47	353 A / -	310 / 250 A	1000 / 1000		Grey	CBS185-2P	1SNF536011R0000	CBS185-Cover (12 Pcs/Pkg)	1
									Grey/Blue	CBS185-2P-BL	1SNF536021R0000	1SNF936710R0000	1
									Grey/Green	CBS185-2P-GR	1SNF536031R0000	TAA0917: 17x9 mm	1
300 mm², Single pole 	50-240 / 250-500 Kcmil	1.5-6 / 8-16	45	1.77	520 A / -	420 / 340 A	1000 / 1000		Grey	CBS300-2P	1SNF546011R0000	CBS300-Cover (8 Pcs/Pkg)	1
									Grey/Blue	CBS300-2P-BL	1SNF546021R0000	1SNF946710R0000	1
									Grey/Green	CBS300-2P-GR	1SNF546031R0000	TAA0917: 17x9 mm	1
									Flexible without ferrule IEC V-K (class 5/6)	Flexible with insulated ferrule IEC V-K (class 5/6)	Rigid Solid IEC V-U (class 1), UL solid	Rigid Stranded IEC V-R (class 2), UL class B/C	

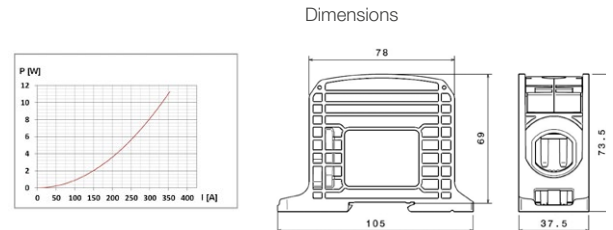
DIMENSIONS & ELECTRICAL CHARACTERISTICS

Power loss for single pole & double pole

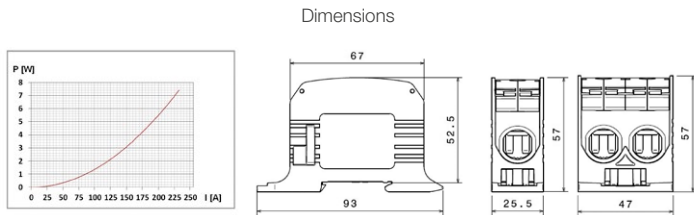
50 mm²



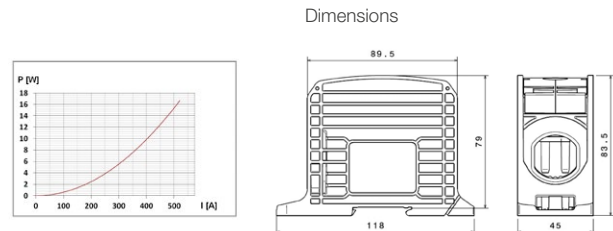
185 mm²





95 mm²



300 mm²







WF INSULATED WIRE END FERRULES

Crimp Technology

Connection capacity: from 0.34 mm² to 50 mm² - 22 to 1 AWG

The ENTRELEC ferrules provide an easy, clean and reliable connection of flexible and stranded wires. They are adapted to screw, push-in and spring connections and used worldwide in many industrial or commercial applications where contact precision is key.



SPEED UP YOUR PROJECTS

- Facilitate wire insertion into terminal clamps of terminal blocks or other control devices
- Save installation time by using the push-in technology of the ENTRELEC SNK Terminal blocks with flexible wires
- Funneled entry for fast and splice-free cable insertion.




SECURED INSTALLATION

- High level crimp performance with TE tooling
- Conductor protection from breakage due to bending, stress or vibrations
- Multiple re-wiring allowed without damaging the cable performances.



FOR ALL YOUR NEEDS

- cULus and cCSAus certifications for all products*
- 

- DIN and French color coding on the plastic sleeves
 - 105°C Max Operating Temperature.

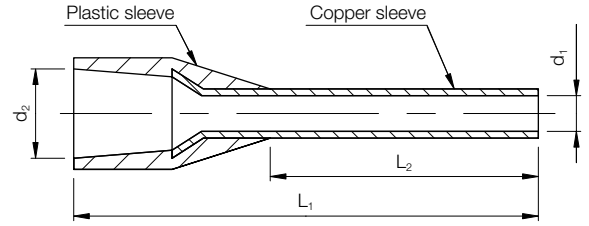
*Except WF003-08-GN with cULus only.



SINGLE WIRE END FERRULES

DIN 46228/4 COLOR CODE

From 0.34 mm² to 50 mm² - 22 to 1 AWG

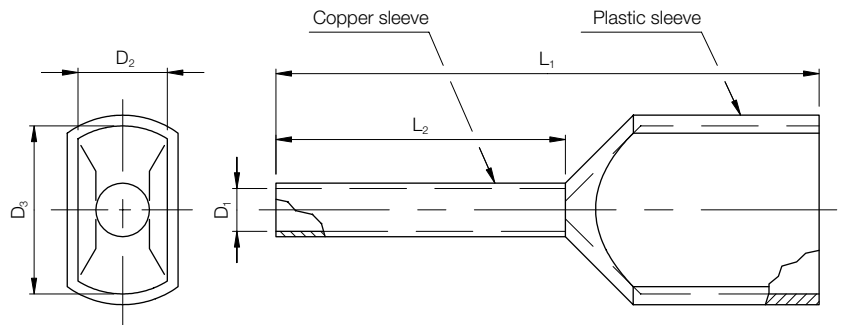


Wire size		Color	Type	Part Number	Dimensions (mm)				Packing	
mm ²	AWG				L1	L2	d1	d2	Bag	Shipping Box
0.34	22	Turquoise	WF003-08-TR	1SET111026R0000	12.0	8.0	0.8	2.0	500	5000
0.50	20	White	WF005-08-WH	1SET111002R0000	14.0	8.0	1.0	2.6	500	5000
0.75	18	Grey	WF007-08-GR	1SET111027R0000	14.0	8.0	1.2	2.8	500	5000
			WF007-12-GR	1SET111028R0000	18.0	12.0	1.2	2.8	500	5000
1	17	Red	WF010-08-RD	1SET111005R0000	14.0	8.0	1.4	3.0	500	5000
			WF010-12-RD	1SET111006R0000	18.0	12.0	1.4	3.0	500	5000
1.5	16	Black	WF015-08-BK	1SET111007R0000	14.0	8.0	1.7	3.5	500	5000
			WF015-12-BK	1SET111008R0000	18.0	12.0	1.7	3.5	500	5000
			WF015-18-BK	1SET111009R0000	24.0	18.0	1.7	3.5	500	5000
2.5	14	Blue	WF025-08-BL	1SET111029R0000	14.0	8.0	2.2	4.2	500	5000
			WF025-12-BL	1SET111030R0000	18.0	12.0	2.2	4.2	500	5000
			WF025-18-BL	1SET111031R0000	24.0	18.0	2.2	4.2	500	5000
4	12	Grey	WF040-10-GR	1SET111032R0000	17.0	10.0	2.8	4.8	500	3000
			WF040-12-GR	1SET111033R0000	20.0	12.0	2.8	4.8	500	3000
			WF040-18-GR	1SET111034R0000	26.0	18.0	2.8	4.8	500	3000
6	10	Yellow	WF060-12-YL	1SET111035R0000	20.0	12.0	3.5	6.3	100	1000
			WF060-18-YL	1SET111036R0000	26.0	18.0	3.5	6.3	100	1000
10	8	Red	WF100-12-RD	1SET111037R0000	22.0	12.0	4.5	7.6	100	1000
			WF100-18-RD	1SET111038R0000	28.0	18.0	4.5	7.6	100	1000
16	6	Blue	WF160-12-BL	1SET111039R0000	24.0	12.0	5.8	8.8	100	1000
			WF160-18-BL	1SET111040R0000	28.0	18.0	5.8	8.8	100	1000
25	4	Black	WF250-16-BK	1SET111022R0000	30.0	16.0	7.3	11.2	50	500
			WF250-22-BK	1SET111023R0000	36.0	22.0	7.3	11.2	50	500
35	2	Red	WF350-16-RD	1SET111024R0000	30.0	16.0	8.3	12.7	50	500
50	1	Blue	WF500-20-BL	1SET111025R0000	36.0	20.0	10.3	15.0	50	500

TWIN WIRE END FERRULES

DIN 46228/4 COLOR CODE

From 0.5 mm² to 6 mm² - 20 to 10 AWG



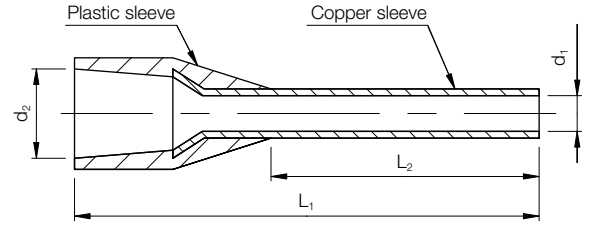
Wire size		Color	Type	Part Number	Dimensions (mm)					Packing	
mm ²	AWG				L1	L2	D1	D2	D3	Bag	Shipping Box
2 x 0.5	2 x 20	White	WFD005-08-WH	1SET112001R0000	15.0	8.0	1.4	2.5	4.7	500	5000
2 x 0.75	2 x 18	Grey	WFD007-08-GR	1SET112011R0000	15.0	8.0	1.7	2.8	5.0	500	5000
			WFD007-10-GR	1SET112012R0000	17.0	10.0	1.7	2.8	5.0	500	5000
2 x 1	2 x 17	Red	WFD010-08-RD	1SET112004R0000	15.0	8.0	2.0	3.4	5.4	500	5000
2 x 1.5	2 x 16	Black	WFD015-08-BK	1SET112005R0000	16.0	8.0	2.2	3.6	6.6	500	5000
			WFD015-12-BK	1SET112006R0000	20.0	12.0	2.2	3.6	6.6	500	5000
2 x 2.5	2 x 14	Blue	WFD025-10-BL	1SET112013R0000	18.5	10.0	2.8	4.2	7.8	500	3000
			WFD025-13-BL	1SET112014R0000	21.5	13.0	2.8	4.2	7.8	500	3000
2 x 4	2 x 12	Grey	WFD040-12-GR	1SET112015R0000	23.0	12.0	3.7	4.9	8.8	100	1000
2 x 6	2 x 10	Yellow	WFD060-14-YL	1SET112016R0000	26.0	14.0	4.8	6.9	10.0	100	1000



SINGLE WIRE END FERRULES

NFC 63023 COLOR CODE

From 0.34 mm² to 50 mm² - 22 to 1 AWG

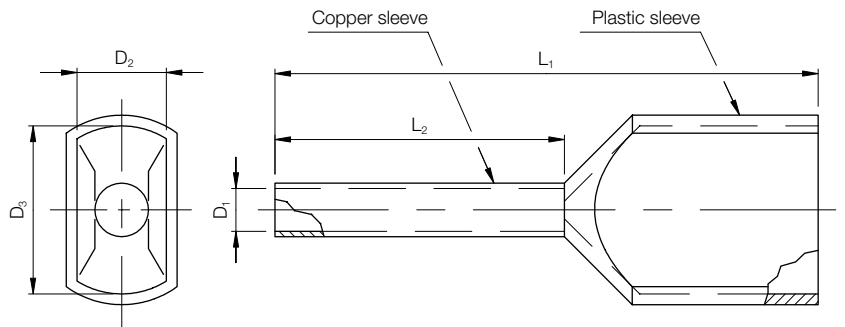


Wire size		Color	Type	Part Number	Dimensions (mm)				Packing	
mm ²	AWG				L1	L2	d1	d2	Bag	Shipping Box
0.34	22	Green	WF003-08-GN	1SET111001R0000	12.0	8.0	0.8	2.0	500	5000
0.50	20	White	WF005-08-WH	1SET111002R0000	14.0	8.0	1.0	2.6	500	5000
0.75	18	Blue	WF007-08-BL	1SET111003R0000	14.0	8.0	1.2	2.8	500	5000
			WF007-12-BL	1SET111004R0000	18.0	12.0	1.2	2.8	500	5000
1	17	Red	WF010-08-RD	1SET111005R0000	14.0	8.0	1.4	3.0	500	5000
			WF010-12-RD	1SET111006R0000	18.0	12.0	1.4	3.0	500	5000
1.5	16	Black	WF015-08-BK	1SET111007R0000	14.0	8.0	1.7	3.5	500	5000
			WF015-12-BK	1SET111008R0000	18.0	12.0	1.7	3.5	500	5000
			WF015-18-BK	1SET111009R0000	24.0	18.0	1.7	3.5	500	5000
2.5	14	Grey	WF025-08-GR	1SET111010R0000	14.0	8.0	2.2	4.2	500	5000
			WF025-12-GR	1SET111011R0000	18.0	12.0	2.2	4.2	500	5000
			WF025-18-GR	1SET111012R0000	24.0	18.0	2.2	4.2	500	5000
4	12	Orange	WF040-10-OR	1SET111013R0000	17.0	10.0	2.8	4.8	500	3000
			WF040-12-OR	1SET111014R0000	20.0	12.0	2.8	4.8	500	3000
			WF040-18-OR	1SET111015R0000	26.0	18.0	2.8	4.8	500	3000
6	10	Green	WF060-12-GN	1SET111016R0000	20.0	12.0	3.5	6.3	100	1000
			WF060-18-GN	1SET111017R0000	26.0	18.0	3.5	6.3	100	1000
			WF100-12-BR	1SET111018R0000	22.0	12.0	4.5	7.6	100	1000
16	6	Ivory	WF100-18-BR	1SET111019R0000	28.0	18.0	4.5	7.6	100	1000
			WF160-12-IV	1SET111020R0000	24.0	12.0	5.8	8.8	100	1000
25	4	Black	WF160-18-IV	1SET111021R0000	28.0	18.0	5.8	8.8	100	1000
			WF250-16-BK	1SET111022R0000	30.0	16.0	7.3	11.2	50	500
35	2	Red	WF250-22-BK	1SET111023R0000	36.0	22.0	7.3	11.2	50	500
			WF350-16-RD	1SET111024R0000	30.0	16.0	8.3	12.7	50	500
50	1	Blue	WF500-20-BL	1SET111025R0000	36.0	20.0	10.3	15.0	50	500

TWIN WIRE END FERRULES

NFC 63023 COLOR CODE

From 0.5 mm² to 6 mm² - 20 to 10 AWG



Wire size		Color	Type	Part Number	Dimensions (mm)					Packing	
mm ²	AWG				L1	L2	D1	D2	D3	Bag	Shipping Box
2 x 0.5	2 x 20	White	WFD005-08-WH	1SET112001R0000	15.0	8.0	1.4	2.5	4.7	500	5000
2 x 0.75	2 x 18	Blue	WFD007-08-BL	1SET112002R0000	15.0	8.0	1.7	2.8	5.0	500	5000
			WFD007-10-BL	1SET112003R0000	17.0	10.0	1.7	2.8	5.0	500	5000
2 x 1	2 x 17	Red	WFD010-08-RD	1SET112004R0000	15.0	8.0	2.0	3.4	5.4	500	5000
2 x 1.5	2 x 16	Black	WFD015-08-BK	1SET112005R0000	16.0	8.0	2.2	3.6	6.6	500	5000
			WFD015-12-BK	1SET112006R0000	20.0	12.0	2.2	3.6	6.6	500	5000
2 x 2.5	2 x 14	Grey	WFD025-10-GR	1SET112007R0000	18.5	10.0	2.8	4.2	7.8	500	3000
			WFD025-13-GR	1SET112008R0000	21.5	13.0	2.8	4.2	7.8	500	3000
2 x 4	2 x 12	Orange	WFD040-12-OR	1SET112009R0000	23.0	12.0	3.7	4.9	8.8	100	1000
2 x 6	2 x 10	Green	WFD060-14-GN	1SET112010R0000	26.0	14.0	4.8	6.9	10.0	100	1000



MANUAL HAND TOOLING

The tools below are compatible for all the ferrules mentioned in this brochure (with respect to their maximum wire capacity).

To crimp wire end ferrule above 16 mm² (6 AWG) and keep the UL and CSA certification, please use the crimping tool from alternative manufacturer: Klauke K28⁽¹⁾.

(1) This tool is not available at TE. Please contact your local distributor.

Side entry tool

Part Nbr.: 1SET191003R0000



- For 0.08 up to 10 mm² (28 to 8 AWG) wire crimping
- Square crimp profile with 4 serrated crimp surfaces
- Certified for UL and CSA Applications.

Front entry tool

Part Nbr.: 1SET191004R0000



- For 0.08 up to 16 mm² (28 to 6 AWG) wire crimping
- Pre-selection of crimping wire ranges by a change over switch
- Releasable ratchet
- Square crimp profile with 4 serrated crimp surfaces
- Certified for UL and CSA applications.



PVC INSULATED TERMINALS & SPLICES

Crimp Technology

Connection capacity: from 0.26 mm² to 6 mm² - 22 to 10 AWG

The PVC pre-insulated solderless Terminals and Splices are designed to answer all standard applications. The quality, performance, and ease of installation make them ideal for many industrial and commercial installations.

Carefully engineered application tooling has been designed in conjunction with the terminal to promote ease and speed of application. The wire and wire barrel together form a connection of high conductivity and tensile strength, while the tin plating provides good resistance to corrosion.



SUSTAINABLE CONNECTION

- Crimping in the crimp barrel provide maximum contact and pulling strength after crimping
- High conductivity copper body
- Tin plating provide good resistance to corrosion.




EASY TO INSTALL

- Easy installation with TE tooling and crimp-performance guaranteed
- Red, Blue and Yellow color coding to ease the product selection in the workshop and the crimp cavity identification on TE tooling
- Funneled wire entry on terminal prevents turned back wire strands and permits rapid wire insertion during high speed production
- PVC Insulation sleeve provides good dielectric strength and supports the wire insulation so that no bare wire is exposed.



FOR ALL YOUR NEEDS

- Compatible with all standard applications: (Panel boxes, Motors, Switchgear, Power supplies, Instruments/controls, Lighting, Transportation, HVAC, Maintenance,...)
- UL & CSA Approved when applied with corresponding approved tooling 
- 600 V Operating Voltage
- 105°C Max Operating Temperature.



PVC Insulated terminals & splices

Color	Wire size		Stud size		Type	Part Number	Width (W)		Length (L)		Wire Ins Dia.		Packing	
	AWG	mm ²	in	mm			in	mm	in	mm	in	mm	Bag	Shipping Box



Ring Tongue Terminals

Red	22-16	0.26 - 1.5	2	M2	RT015-020-V	1SET121001R0000	0.218	5.54	0.684	17.37	0.140	3.56	100	3000			
			5	M3	RT015-030-V	1SET121002R0000	0.281	7.14	0.809	20.55	0.140	3.56	100	3000			
			6	M3.5	RT015-035-V	1SET121003R0000	0.281	7.14	0.809	20.55	0.140	3.56	100	3000			
			8	M4	RT015-040-V	1SET121004R0000	0.312	7.92	0.856	21.74	0.140	3.56	100	3000			
			10	M5	RT015-050-V	1SET121005R0000	0.315	8.00	0.858	21.80	0.140	3.56	100	3000			
			1/4	M6	RT015-060-V	1SET121006R0000	0.469	11.91	1.090	27.69	0.140	3.56	100	3000			
			5/16	M8	RT015-080-V	1SET121007R0000	0.469	11.91	1.090	27.69	0.140	3.56	100	3000			
			3/8	M10	RT015-100-V	1SET121008R0000	0.531	13.49	1.230	31.24	0.140	3.56	100	3000			
			Blue	16-14	1.5 - 2.5	6	M3.5	RT025-035-V	1SET121009R0000	0.250	6.35	0.715	18.16	0.170	4.32	100	3000
						8	M4	RT025-040-V	1SET121010R0000	0.343	8.71	0.871	22.12	0.170	4.32	100	3000
10	M5	RT025-050-V				1SET121011R0000	0.343	8.71	0.871	22.12	0.170	4.32	100	3000			
1/4	M6	RT025-060-V				1SET121012R0000	0.469	11.91	1.090	27.69	0.170	4.32	100	3000			
5/16	M8	RT025-080-V				1SET121013R0000	0.469	11.91	1.090	27.69	0.170	4.32	100	3000			
Yellow	12-10	4 - 6	6	M3.5	RT060-035-V	1SET121015R0000	0.281	7.14	0.953	24.21	0.250	6.35	100	3000			
			8	M4	RT060-040-V	1SET121016R0000	0.375	9.53	1.098	27.89	0.250	6.35	100	3000			
			10	M5	RT060-050-V	1SET121017R0000	0.374	9.50	1.098	27.90	0.252	6.40	100	3000			
			1/4	M6	RT060-060-V	1SET121018R0000	0.531	13.49	1.327	33.71	0.250	6.35	100	1000			
			5/16	M8	RT060-080-V	1SET121019R0000	0.531	13.49	1.327	33.71	0.250	6.35	100	1000			
			3/8	M10	RT060-100-V	1SET121020R0000	0.594	15.09	1.433	36.40	0.248	6.30	100	1000			
			1/2	M12	RT060-120-V	1SET121021R0000	0.750	19.05	1.594	40.49	0.250	6.35	100	1000			



Multiple Studsize Ring Tongue

Red	22-16	0.26 - 1.5	6 - 10	M3.5 - M5	RTM015-050-V	1SET122001R0000	0.325	8.26	0.969	24.61	0.125	3.18	100	3000
Blue	16-14	1.5 - 2.5	6 - 10	M3.5 - M5	RTM025-050-V	1SET122002R0000	0.325	8.26	0.969	24.61	0.145	3.68	100	3000



Standard Spade

Red	22-16	0.26 - 1.5	4	M2.5	SD015-025-V	1SET131001R0000	0.218	5.54	0.784	19.91	0.160	4.06	100	3000
			6	M3.5	SD015-035-V	1SET131002R0000	0.250	6.35	0.858	21.79	0.140	3.56	100	3000
			8	M4	SD015-040-V	1SET131003R0000	0.375	9.53	0.920	23.37	0.140	3.56	100	3000
			10	M5	SD015-050-V	1SET131004R0000	0.375	9.53	0.920	23.37	0.140	3.56	100	3000
Blue	16-14	1.5 - 2.5	6	M3.5	SD025-035-V	1SET131005R0000	0.385	9.78	0.920	23.37	0.170	4.32	100	3000
			8	M4	SD025-040-V	1SET131006R0000	0.385	9.78	0.920	23.37	0.170	4.32	100	3000
			10	M5	SD025-050-V	1SET131007R0000	0.385	9.78	0.933	23.70	0.193	4.90	100	3000
Yellow	12-10	4 - 6	8	M4.5	SD060-045-V	1SET131008R0000	0.315	8.00	1.238	31.45	0.252	6.40	100	3000
			10	M5	SD060-050-V	1SET131009R0000	0.406	10.31	1.095	27.81	0.230	5.84	100	3000
			1/4	M6	SD060-060-V	1SET131010R0000	0.530	13.46	1.307	33.19	0.252	6.40	100	1000



Flanged Spade

Red	22-16	0.26 - 1.5	6	M3.5	SDF015-035-V	1SET132001R0000	0.296	7.52	0.749	19.02	0.140	3.56	100	3000
			8	M4	SDF015-040-V	1SET132002R0000	0.416	10.57	0.842	21.39	0.140	3.56	100	3000
			10	M5	SDF015-050-V	1SET132003R0000	0.296	7.52	0.749	19.02	0.140	3.56	100	3000
Blue	16-14	1.5 - 2.5	6	M3.5	SDF025-035-V	1SET132004R0000	0.294	7.47	0.749	19.02	0.170	4.32	100	3000
			8	M4	SDF025-040-V	1SET132005R0000	0.284	7.21	0.749	19.02	0.170	4.32	100	3000
			10	M5	SDF025-050-V	1SET132006R0000	0.294	7.47	0.749	19.02	0.173	4.39	100	3000
Yellow	12-10	4 - 6	6	M3.5	SDF060-035-V	1SET132007R0000	0.296	7.52	1.017	25.83	0.230	5.84	100	3000
			8	M4	SDF060-040-V	1SET132008R0000	0.416	10.57	1.017	25.83	0.230	5.84	100	3000
			10	M5	SDF060-050-V	1SET132009R0000	0.416	10.57	1.017	25.83	0.250	6.35	100	3000



PVC Insulated terminals & splices

Color	Wire size		Stud size		Type	Part Number	Width (W)		Length (L)		Wire Ins Dia.		Packing	
	AWG	mm ²	in	mm			in	mm	in	mm	in	mm	Bag	Shipping Box

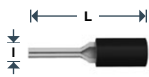


Short Spring Spade

Red	22-16	0.26 - 1.5	4	M2.5	SDS015-025-V	1SET133001R0000	0.203	5.16	0.811	20.60	0.140	3.56	100	3000
			5	M3	SDS015-030-V	1SET133002R0000	0.250	6.35	0.811	20.60	0.140	3.56	100	3000
			6	M3.5	SDS015-035-V	1SET133003R0000	0.250	6.35	0.811	20.60	0.140	3.56	100	3000
			8	M4	SDS015-040-V	1SET133004R0000	0.244	6.20	0.872	22.15	0.140	3.56	100	3000
			10	M5	SDS015-050-V	1SET133005R0000	0.294	7.47	0.920	23.37	0.140	3.56	100	3000
Blue	16-14	1.5 - 2.5	6	M3.5	SDS025-035-V	1SET133006R0000	0.250	6.35	0.811	20.60	0.170	4.32	100	3000
			8	M4	SDS025-040-V	1SET133007R0000	0.244	6.20	0.872	22.15	0.170	4.32	100	3000
			10	M5	SDS025-050-V	1SET133008R0000	0.406	10.31	0.920	23.37	0.170	4.32	100	3000
Yellow	12-10	4 - 6	6	M3.5	SDS060-035-V	1SET133009R0000	0.250	6.35	0.959	24.36	0.200	5.08	100	3000
			8	M4	SDS060-040-V	1SET133010R0000	0.312	7.92	1.052	26.72	0.250	6.35	100	3000
			10	M5	SDS060-050-V	1SET133011R0000	0.406	10.31	1.100	27.94	0.250	6.35	100	3000

Long Spring Spade

Red	22-16	0.26 - 1.5	6	M3.5	SDL015-035-V	1SET134001R0000	0.250	6.35	0.945	24.00	0.140	3.56	100	3000
			8	M4	SDL015-040-V	1SET134002R0000	0.281	7.14	0.991	25.17	0.140	3.56	100	3000
			10	M5	SDL015-050-V	1SET134003R0000	0.343	8.71	1.017	25.83	0.140	3.56	100	3000
Blue	16-14	1.5 - 2.5	6	M3.5	SDL025-035-V	1SET134004R0000	0.250	6.35	0.945	24.00	0.170	4.32	100	3000
			8	M4	SDL025-040-V	1SET134005R0000	0.281	7.14	0.991	25.17	0.170	4.32	100	3000
			10	M5	SDL025-050-V	1SET134006R0000	0.343	8.71	1.017	25.83	0.170	4.32	100	3000
Yellow	12-10	4 - 6	8	M4	SDL060-040-V	1SET134007R0000	0.375	9.53	1.174	29.82	0.200	5.08	100	3000
			10	M5	SDL060-050-V	1SET134008R0000	0.375	9.53	1.219	30.96	0.200	5.08	100	3000



Wire Pins (formed)

Red	22-16	0.26 - 1.5	264	6.71	WP015-V-R1	1SET151001R0000	0.071	1.80	0.807	20.50	0.146	3.71	100	3000
			390	9.91	WP015-V	1SET151002R0000	0.071	1.80	0.937	23.80	0.146	3.71	100	3000
Blue	16-14	1.5 - 2.5	264	6.71	WP025-V-R1	1SET151003R0000	0.071	1.80	0.815	20.70	0.193	4.90	100	3000
			390	9.91	WP025-V	1SET151004R0000	0.071	1.80	0.933	23.70	0.193	4.90	100	3000
Yellow	12-10	4 - 6	390	9.91	WP060-V	1SET151005R0000	0.102	2.60	1.150	29.21	0.252	6.40	100	3000



Wire Pins (flat)

Red	22-16	0.26 - 1.5	319	8.10	WPF015-V	1SET152001R0000	0.116	2.95	0.906	23.00	0.142	3.60	100	3000
Blue	16-14	1.5 - 2.5	319	8.10	WPF025-V	1SET152002R0000	0.116	2.95	0.906	23.00	0.193	4.90	100	3000
Yellow	12-10	4 - 6	331	8.40	WPF060-V	1SET152003R0000	0.165	4.20	1.157	29.40	0.252	6.40	100	3000



Butt Splices

Red	22-16	0.26 - 1.5			SP015	1SET141002R0000			1.076	27.33	0.140	3.56	100	3000
Blue	16-14	1.5 - 2.5			SP025	1SET141003R0000			1.065	27.05	0.170	4.32	100	3000
Yellow	12-10	4 - 6			SP060	1SET141004R0000			1.160	29.46	0.250	6.35	100	3000



MANUEL HAND TOOLING

Commercial Tool

CRIMP-HT

Part Nbr.: 1SET191001R0000



- Ratchet control provides complete crimping cycle
- Emergency ratchet release
- Angled head provides a comfortable hand and wrist position
- Interchangeable die sets to crimp many different types of connectors
- Accommodates multiple terminal sizes in one die set
- Precision construction of durable high-carbon steel
- Extra strength pivot pins provide greater robustness
- Produced under a quality management system certified to ISO 9001
- **Not certified for UL and CSA Applications.**

Premium Tool

TET CRIMP-HT

Part Nbr.: 1SET191002R0000



- Designed to stringent specifications
- Ratchet control provides complete crimping cycle
- **For UL (stranded wire only) and CSA applications**
- Manufactured using the highest quality materials
- Multiple color-coded crimping cavities
- Repairable
- Calibrated; recalibration recommended every 6 months or 5,000 cycles
- Produced under a quality management system
- certified to ISO 9001.

For further details on TE tooling options (manual, pneumatic, electric or with battery), please visit our website or contact our technical support.



NYLON INSULATED TERMINALS & SPLICES

Crimp Technology

Connection capacity: 0.1 mm² - 6 mm²: 26 AWG / 10 AWG

The ENTRELEC Nylon insulated portfolio includes a broad range of products. The portfolio includes Rings, Spades, Butt Splices, Knife Disconnects, Wire Pins, Receptacles, Tab terminals, Piggy Back terminals, and Shur-plug terminals. These products offer a pre-insulated design for complete and uniform reliability in the high vibratory and high temperature environments.



RELIABILITY

- Copper sleeve provides insulation support to the wire allowing the wire to bend in any direction without fraying insulation or breaking the conductor
- Provides exceptional termination resistance and tensile strength with serration features inside terminal barrel
- High resistance to corrosion through a special plating process.



SECURED INSTALLATION

- Attain uniform crimp performance with TE tooling
- Funnel Entry to guide wire into wire barrel
- Delivers exceptional dielectric strength
- Improve strain relief with insulation support.



FOR ALL YOUR NEEDS

- UL, CSA, and MIL-7928 approved
- Wide Applications: Panel Building, Appliances, Wire Harness, Military, Aerospace, Industrial Automation, Lighting, Transportation
- Temperature rated to 105°C
- Operating Voltage of 300 V.



Nylon insulated terminals & splices

Color	Wire size		Stud size		Type	Part Number	Width (W)		Length (L)		Max. Wire Ins. Dia.		Packing	
	AWG	mm ²	in	mm			in	mm	in	mm	in	mm	Bag	Shipping Box



Ring Tongue Terminals

Yellow	26-22	0.12-0.41	2	M2	RT003-020-N	1SET121069R0000	0.140	3.56	0.615	15.62	0.082	2.08	100	1000
			4	M2.5	RT003-025-N	1SET121070R0000	0.203	5.16	0.646	16.41	0.082	2.08	100	1000
			6	M3.5	RT003-035-N	1SET121071R0000	0.250	6.35	0.740	18.8	0.082	2.08	100	1000
			8	M4	RT003-040-N	1SET121072R0000	0.250	6.35	0.740	18.8	0.082	2.08	100	1000
			10		RT003-10S-N	1SET121073R0000	0.250	6.35	0.765	19.43	0.082	2.08	100	1000
Red	22-16	0.26-1.50	2	M2	RT015-020-N	1SET121074R0000	0.218	5.54	0.672	17.07	0.125	3.18	100	1000
			4	M2.5	RT015-025-N	1SET121075R0000	0.218	5.54	0.672	17.07	0.140	3.65	100	1000
			6	M3.5	RT015-035-N	1SET121076R0000	0.281	7.14	0.797	20.24	0.140	3.56	100	1000
			8	M4	RT015-040-N	1SET121077R0000	0.281	7.14	0.797	20.24	0.125	3.18	100	1000
			10		RT015-10S-N	1SET121078R0000	0.281	7.14	0.797	20.24	0.125	3.18	100	1000
				M5	RT015-050-N	1SET121079R0000	0.312	7.92	0.850	21.6	0.140	3.56	100	1000
			1/4	M6	RT015-060-N	1SET121080R0000	0.469	11.91	1.078	27.38	0.125	3.18	100	1000
			5/16	M8	RT015-080-N	1SET121081R0000	0.469	11.91	1.078	27.38	0.125	3.18	100	1000
			3/8		RT015-38S-N	1SET121082R0000	0.531	13.49	1.218	30.94	0.125	3.18	50	500
			1/2	M12	RT015-120-N	1SET121083R0000	0.713	18.11	1.293	32.84	0.125	3.18	50	500
			Blue	16-14	1.50-2.50	2	M2	RT025-020-N	1SET121084R0000	0.180	4.57	0.668	16.97	0.170
4	M2.5	RT025-025-N				1SET121085R0000	0.250	6.35	0.703	17.86	0.170	4.32	100	1000
6	M3.5	RT025-035-N				1SET121086R0000	0.312	7.92	0.813	20.65	0.170	4.32	100	1000
8	M4	RT025-040-N				1SET121087R0000	0.343	8.71	0.859	21.82	0.170	4.32	100	1000
10		RT025-10S-N				1SET121088R0000	0.343	8.71	0.859	21.82	0.170	4.32	100	1000
	M5	RT025-050-N				1SET121089R0000	0.343	8.71	0.864	21.94	0.170	4.3	100	1000
1/4	M6	RT025-060-N				1SET121090R0000	0.469	11.91	1.078	27.38	0.170	4.32	100	1000
5/16	M8	RT025-080-N				1SET121091R0000	0.469	11.91	1.078	27.38	0.170	4.32	100	1000
3/8		RT025-38S-N				1SET121092R0000	0.531	13.49	1.218	30.94	0.170	4.32	50	500
1/2	M12	RT025-120-N				1SET121093R0000	0.713	18.11	1.293	32.84	0.170	4.32	50	500
Yellow	12-10	4-6				4	M2.5	RT060-025-N	1SET121094R0000	0.281	7.14	0.953	24.21	0.250
			6	M3.5	RT060-035-N	1SET121095R0000	0.281	7.14	0.953	24.21	0.250	6.35	50	500
			8	M4	RT060-040-N	1SET121096R0000	0.375	9.53	1.083	27.51	0.250	6.35	50	500
				M5	RT060-050-N	1SET121097R0000	0.375	9.53	1.090	27.68	0.250	6.35	50	500
			10		RT060-10S-N	1SET121098R0000	0.375	9.53	1.083	27.51	0.250	6.35	50	500
			1/4	M6	RT060-060-N	1SET121099R0000	0.531	13.49	1.322	33.58	0.250	6.35	50	500
			5/16	M8	RT060-080-N	1SET121100R0000	0.531	13.49	1.322	33.58	0.250	6.35	50	500
			3/8		RT060-38S-N	1SET121101R0000	0.593	15.06	1.414	35.92	0.250	6.35	50	500
			1/2	M12	RT060-120-N	1SET121102R0000	0.750	19.05	1.594	40.49	0.250	6.35	50	500
			3/4		RT060-34S-N	1SET121103R0000	1.25	31.75	2.219	56.36	0.230	5.84	50	500



Standard Spade

Yellow	26-22	0.10-0.41	4	M2.5	SD003-025-N	1SET131017R0000	0.203	5.16	0.627	15.93	0.082	2.08	100	1000
Red	22-16	0.26-1.50	2	M2	SD015-020-N	1SET131018R0000	0.182	4.62	0.727	18.47	0.140	3.56	100	1000
			4	M2.5	SD015-025-N	1SET131019R0000	0.218	5.54	0.674	17.12	0.125	3.18	100	1000
			5	M3	SD015-030-N	1SET131020R0000	0.297	7.54	0.846	21.49	0.140	3.56	100	1000
			6	M3.5	SD015-035-N	1SET131021R0000	0.297	7.54	0.753	19.13	0.140	3.56	100	1000
			8	M4	SD015-040-N	1SET131022R0000	0.375	9.53	0.908	23.06	0.140	3.56	100	1000
Blue	16-14	1.50-2.50	10		SD015-10S-N	1SET131023R0000	0.375	9.53	0.908	23.06	0.140	3.56	100	1000
			4	M2.5	SD025-025-N	1SET131024R0000	0.250	6.35	0.813	20.65	0.170	4.32	100	1000
			6	M3.5	SD025-035-N	1SET131025R0000	0.297	7.54	0.753	19.13	0.170	4.32	100	1000
			8	M4	SD025-040-N	1SET131026R0000	0.385	9.78	0.908	23.06	0.170	4.32	100	1000
			10		SD025-10S-N	1SET131027R0000	0.385	9.78	0.908	23.06	0.170	4.32	100	1000
Yellow	12-10	4-6	12	M6	SD025-060-N	1SET131028R0000	0.475	12.07	1.103	28.01	0.170	4.32	100	1000
			6	M3.5	SD060-035-N	1SET131029R0000	0.312	7.92	1.095	27.81	0.230	5.84	50	500
			8	M4	SD060-040-N	1SET131030R0000	0.406	10.31	1.095	27.81	0.230	5.84	50	500
			10		SD060-10S-N	1SET131031R0000	0.406	10.31	1.095	27.81	0.230	5.84	50	500
			12	M6	SD060-060-N	1SET131032R0000	0.531	13.5	1.299	33	0.252	6.4	50	500



Nylon insulated terminals & splices

Color	Wire size		Stud size		Type	Part Number	Width (W)		Length (L)		Max. Wire Ins. Dia.		Packing	
	AWG	mm ²	in	mm			in	mm	in	mm	in	mm	Bag	Shipping Box



Long Spring Spade

Red	22-16	0.26-1.50	6	M3.5	SDL015-035-N	1SET134009R0000	0.250	6.35	0.933	23.7	0.125	3.18	100	1000
			8	M4	SDL015-040-N	1SET134010R0000	0.281	7.14	0.979	24.9	0.125	3.18	100	1000
			10		SDL015-10S-N	1SET134011R0000	0.343	8.71	1.005	25.5	0.125	3.18	100	1000
Blue	16-14	1.50-2.50	6	M3.5	SDL025-035-N	1SET134012R0000	0.250	6.35	0.933	23.7	0.170	4.32	100	1000
			8	M4	SDL025-040-N	1SET134013R0000	0.281	7.14	0.979	24.9	0.170	4.32	100	1000
			10		SDL025-10S-N	1SET134014R0000	0.343	8.71	1.005	25.5	0.170	4.32	100	1000
Yellow	12-10	4-6	8	M4	SDL060-040-N	1SET134015R0000	0.375	9.53	1.174	29.82	0.250	6.35	50	500
			10		SDL060-10S-N	1SET134016R0000	0.375	9.53	1.219	30.96	0.250	6.35	50	500

Short Spring Spade

Yellow	26-22	0.12-0.40	6	M3.5	SDS003-035-N	1SET133013R0000	0.250	6.35	0.679	17.25	0.082	2.08	100	1000
Red	22-16	0.26-1.5	4	M2.5	SDS015-025-N	1SET133014R0000	0.203	5.16	0.799	20.29	0.125	3.18	100	1000
			5	M3	SDS015-030-N	1SET133015R0000	0.250	6.35	0.799	20.29	0.125	3.18	100	1000
			6	M3.5	SDS015-035-N	1SET133016R0000	0.250	6.35	0.799	20.29	0.125	3.18	100	1000
			8	M4	SDS015-040-N	1SET133017R0000	0.375	9.53	0.860	21.84	0.125	3.18	100	1000
			10		SDS015-10S-N	1SET133018R0000	0.406	10.31	0.908	23.06	0.125	3.18	100	1000
Blue	16-14	1.50-2.50	12	M6	SDS015-060-N	1SET133019R0000	0.625	15.88	1.033	26.24	0.125	3.18	100	1000
			5	M3	SDS025-030-N	1SET133020R0000	0.250	6.35	0.799	20.29	0.170	4.32	100	1000
			6	M3.5	SDS025-035-N	1SET133021R0000	0.250	6.35	0.799	20.29	0.170	4.32	100	1000
			8	M4	SDS025-040-N	1SET133022R0000	0.375	9.53	0.860	21.84	0.170	4.32	100	1000
Yellow	12-10	4-6	10		SDS025-10S-N	1SET133023R0000	0.406	10.31	0.908	23.06	0.170	4.32	100	1000
			12	M6	SDS025-060-N	1SET133024R0000	0.625	15.88	1.033	26.24	0.170	4.32	100	1000
			5	M3	SDS060-030-N	1SET133025R0000	0.250	6.35	0.959	24.36	0.250	6.35	50	500
			6	M3.5	SDS060-035-N	1SET133026R0000	0.250	6.35	0.959	24.36	0.250	6.35	50	500
Yellow	12-10	4-6	8	M4	SDS060-040-N	1SET133027R0000	0.375	9.53	1.052	26.72	0.250	6.35	50	500
			10		SDS060-10S-N	1SET133028R0000	0.406	10.31	1.100	27.94	0.250	6.35	50	500
			12	M6	SDS060-060-N	1SET133029R0000	0.625	15.88	1.225	31.12	0.250	6.35	50	500



Nylon insulated terminals & splices

Color	Wire size		Tab Thickness		Type	Part Number	Width (W)		Length (L)		Max. Wire Ins. Dia.		Packing	
	AWG	mm ²	in	mm			in	mm	in	mm	in	mm	Bag	Shipping Box

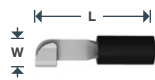


Butt Splices

Yellow	26-22	0.12-0.41			SP003-N	1SET141013R0000			0.890	22.61	0.082	2.08	100	1000
Red	22-16	0.26-1.50			SP015-N	1SET141014R0000			1.265	32.13	0.125	3.18	100	1000
Blue	16-14	1.50-2.50			SP025-N	1SET141015R0000			1.265	32.13	0.150	3.81	100	1000
Yellow	12-10	4-6			SP060-N	1SET141016R0000			1.656	42.06	0.220	5.59	50	500

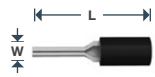
Stepdown Butt Splice

Blue	16-14 to 22-18	1.50-2.50 to 0.26-0.96			SP025-005-N	1SET141017R0000			1.265	32.13	0.150 / 0.115	3.81 / 2.92	50	500
Yellow	12-10 to 22-18	4-6 to 0.26-0.96			SP060-005-N	1SET141018R0000			1.656	42.06	0.220 / 0.140	5.59 / 3.56	50	500
Yellow	12-10 to 16-14	4-6 to 1.50-2.50			SP060-025-N	1SET141019R0000			1.656	42.06	0.220 / 0.170	5.59 / 4.32	50	500



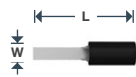
Knife Disconnects

Red	22-16	0.26-1.50			KD015-N	1SET163001R0000	0.203	5.16	0.878	22.3	0.125	3.18	50	500
					KD015-N-R1	1SET163002R0000	0.203	5.16	0.878	22.3	0.140	3.56	50	500
Blue	16-14	1.50-2.50			KD025-N	1SET163003R0000	0.203	5.16	0.878	22.3	0.170	4.32	50	500
Yellow	12-10	4-6			KD060-N	1SET163004R0000	0.281	7.14	1.260	32	0.250	6.35	50	500



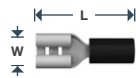
Wire Pins (formed)

Yellow	26-22	0.12-0.41			WP003-N	1SET151006R0000	0.045	1.14	0.716	18.2	0.83	2.11	100	1000
Red	22-16	0.26-1.50			WP015-N-R1	1SET151007R0000	0.071	1.8	0.795	20.2	0.142	3.6	100	1000
					WP015-N	1SET151008R0000	0.071	1.8	0.913	23.2	0.142	3.6	100	1000
Blue	16-14	1.50-2.50			WP025-N-R1	1SET151009R0000	0.071	1.8	0.800	20.3	0.170	4.3	100	1000
					WP025-N	1SET151010R0000	0.071	1.8	0.929	23.6	0.170	4.3	100	1000
Yellow	12-10	4-6			WP060-N-R1	1SET151011R0000	0.102	2.6	1.146	29.1	0.248	6.3	50	500
					WP060-N	1SET151012R0000	0.138	3.5	1.319	33.5	0.248	6.3	50	500



Wire Pins (flat)

Red	22-16	0.26-1.50			WPF015-N	1SET152004R0000	0.116	2.95	0.905	23	0.142	3.6	100	1000
Blue	16-14	1.50-2.50			WPF025-N	1SET152005R0000	0.115	2.92	0.891	22.63	0.170	4.3	100	1000
Yellow	12-10	4-6			WPF060-N	1SET152006R0000	1.614	4.1	1.150	29.2	0.252	6.4	50	500



Faston Receptacle (0.250/6.35)

Red	22-18	0.26-0.96	0.032	0.81	FO005-635-N	1SET162001R0000	0.300	7.62	0.900	22.86	0.140	3.56	50	500
	22-16	0.26-1.50	0.032	0.81	FO015-635-N	1SET162002R0000	0.300	7.62	0.874	22.2	0.140	3.56	50	500
Blue	16-14	1.50-2.50	0.032	0.81	FO025-635-N	1SET162003R0000	0.300	7.62	0.900	22.86	0.170	4.32	50	500
			0.032	0.81	FO025-635-N-R1	1SET162004R0000	0.300	7.62	0.913	23.2	0.170	4.32	50	500
Yellow	12-10	4-6	0.032	0.81	FO060-635-N	1SET162005R0000	0.300	7.62	1.012	25.7	0.250	6.35	50	500
	11-10	4-6	0.031	0.8	FO060-635-N-R1	1SET162006R0000	0.300	7.62	1.015	26	0.250	6.35	50	500

Faston Flag Receptacle (0.250/6.35)

Red	22-18	0.30-1.00	0.032	0.81	FOF010-635-N	1SET162007R0000	0.610	15.49	0.760	19.3	0.140	3.56	50	500
Blue	17-15	1.20-2.00	0.032	0.81	FOF015-635-N	1SET162008R0000	0.610	15.49	0.760	19.3	0.170	4.32	50	500

Faston Receptacle (0.205/5.00)

Red	22-18	0.26-0.96	0.020	0.51	FO005-500-N-R1	1SET162009R0000	0.250	6.35	0.800	20.32	0.140	3.56	50	500
			0.032	0.81	FO005-500-N	1SET162010R0000	0.250	6.35	0.800	20.32	0.140	3.56	50	500
Blue	16-14	1.50-2.50	0.020	0.51	FO025-500-N-R1	1SET162011R0000	0.250	6.35	0.800	20.32	0.170	4.32	50	500
			0.032	0.81	FO025-500-N	1SET162012R0000	0.250	6.35	0.800	20.32	0.170	4.32	50	500



Nylon insulated terminals & splices

Color	Wire size		Tab Thickness		Type	Part Number	Width (W)		Length (L)		Max. Wire Ins. Dia.		Packing	
	AWG	mm ²	in	mm			in	mm	in	mm	in	mm	Bag	Shipping Box

Faston Receptacle (0.187/4.80)

Yellow	26-24	0.12-0.24	0.020	0.51	FO002-480-N	1SET162013R0000	0.230	5.84	0.700	17.78	0.082	2.08	50	500	
	Red	22-18	0.26-0.96	0.020	0.51	FO005-480-N	1SET162014R0000	0.230	5.84	0.800	20.32	0.140	3.56	50	500
		22-15	0.30-1.50	0.020	0.51	FO015-480-N-R1	1SET162015R0000	0.226	5.74	0.822	20.88	0.140	3.56	50	500
Blue	16-14	1.50-2.50	0.031	0.8	FO015-480-N	1SET162016R0000	0.226	5.74	0.822	20.88	0.140	3.56	50	500	
			0.020	0.51	FO025-480-N-R2	1SET162017R0000	0.230	5.84	0.800	20.32	0.170	4.32	50	500	
			0.020	0.5	FO025-480-N-R1	1SET162018R0000	0.230	5.84	0.862	21.9	0.170	4.3	50	500	
			0.031	0.8	FO025-480-N	1SET162019R0000	0.226	5.74	0.862	21.9	0.170	4.3	50	500	

Faston Receptacle (0.110/2.80)

Black	22-18	0.26-0.96	0.020	0.51	FO005-280-N-R1	1SET162020R0000	0.148	3.76	0.734	18.64	0.110	2.79	50	500
			0.032	0.81	FO005-280-N	1SET162021R0000	0.148	3.76	0.734	18.64	0.110	2.79	50	500
Red	22-16	0.26-1.50	0.031	0.8	FO015-280-N	1SET162022R0000	0.146	3.7	0.780	19.8	0.138	3.5	50	500
			0.020	0.5	FO015-280-N-R1	1SET162023R0000	0.146	3.7	0.780	19.8	0.138	3.5	50	500
Blue	16-14	1.50-2.50	0.020	0.51	FO025-280-N-R1	1SET162024R0000	0.146	3.7	0.780	19.8	0.170	4.3	50	500
			0.010	0.25	FO025-280-N	1SET162025R0000	0.146	3.7	0.780	19.8	0.170	4.3	50	500

Faston (0.110/2.80) Low insertion force terminal

Yellow	26-24	0.12-0.24	0.020	0.51	FO002-280-N	1SET162026R0000	0.160	4.06	0.700	17.78	0.082	2.08	50	500
			0.016	0.41	FO015-280-N-R2	1SET162027R0000	0.160	4.06	0.800	20.32	0.140	3.56	50	500
			0.020	0.51	FO015-280-N-R3	1SET162028R0000	0.160	4.06	0.800	20.32	0.140	3.56	50	500
Blue	16-14	1.50-2.50	0.032	0.81	FO015-280-N-R4	1SET162029R0000	0.160	4.06	0.800	20.32	0.140	3.56	50	500
			0.020	0.51	FO025-280-N-R2	1SET162030R0000	0.160	4.06	0.800	20.32	0.170	4.32	50	500
			0.032	0.81	FO025-280-N-R3	1SET162031R0000	0.160	4.06	0.800	20.32	0.170	4.3	50	500



Tab Terminal

Red	20-18	0.50-1.00	0.031	0.8	FOT010-635-N	1SET161001R0000	0.250	6.35	0.925	23.5	0.130	3.3	100	1000
Blue	16-14	1.50-2.50	0.031	0.8	FOT025-635-N	1SET161002R0000	0.250	6.35	0.925	23.5	0.157	4	100	1000
Yellow	11-10	4-6	0.031	0.8	FOT060-635-N	1SET161003R0000	0.250	6.35	1.102	28	0.224	5.7	50	500

Tab (0.250 splice for receptacle)


Black	22-10	0.26-6.00	0.032	0.81	SPT-635-N	1SET161004R0000	0.409	10.39	2.625	66.68			50	500
					SPT-635-N-R1	1SET161005R0000	0.409	10.39	2.625	66.68			50	500
					SPT-635-N-R2	1SET161006R0000	0.409	10.39	2.093	53.16			50	500



Piggy Back Terminal

Red	22-16	0.26-1.50	0.032	0.81	PB015-N	1SET165001R0000	0.250	6.35	0.927	23.55	0.140	3.56	50	500
Blue	16-14	1.00-2.50	0.032	0.81	PB-025-N	1SET165002R0000	0.250	6.35	0.922	23.45	0.170	4.32	50	500

Color	Wire size		Style	Type	Part Number	Width (W)		Length (L)		Max. Wire Ins. Dia.		Packing	
	AWG	mm ²				in	mm	in	mm	in	mm	Bag	Shipping Box



Shur-Plug Terminals

Red	22-16	0.25-1.60	Pin	SPI015-N	1SET164001R0000	0.156	3.96	0.799	20.3	0.138	3.5	50	500
			Pin	SPI015-N-R1	1SET164002R0000	0.118	3	0.945	24	0.134	3.4	50	500
			Recpt	SPR015-N-R1	1SET164003R0000	0.118	3	0.984	25	0.130	3.3	50	500
			Recpt	SPR015-N	1SET164004R0000	0.156	3.96	0.902	22.9	0.114	2.9	50	500
Blue	16-14	1.00-2.50	Pin	SPI025-N	1SET164005R0000	0.156	3.96	0.790	20.07	0.170	4.32	50	500
			Recpt	SPR025-N	1SET164006R0000	0.156	3.96	0.972	24.7	0.157	4	50	500



MANUAL HAND TOOLING

Commercial Tool

CRIMP-HT

Part Nbr.: 1SET191001R0000



- For 0.26 mm² – 6.64 mm² (22-10 AWG)
- For Nylon and Vinyl terminals and splices
- Ergonomic Design
- Die Sets: Interchangeable.

Premium Tool

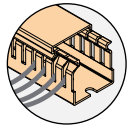
TET CRIMP-HT

Part Nbr.: 1SET191002R0000



- For 0.26 mm² – 6.64 mm² (22-10 AWG)
- Tetra Crimp Tool
- For Nylon and Vinyl terminals and splices
- Ergonomic Design
- Die Sets: Fixed.

For further details on TE tooling options (manual, pneumatic, electric or with battery), please visit our website or contact our technical support.



WD WIRING DUCT

PVC & Halogen Free

25/40/60/80/100/120 mm width 30/40/60/80/100 mm height

The ENTRELEC wiring duct range includes popular profile widths such as 24, 40, 60, 80 100 and 120 mm.

The high-quality PVC & Halogen Free material allows the use in many applications such as standard industrial applications with PVC range to the most demanding applications such as railway, high buildings, marine and public buildings with the low smoke and Halogen Free range. The specific design offers many solutions to optimize and simplify the wiring.



SPEED UP YOUR PROJECTS

- Save time while breaking off ribs without using any tools
- Additional hole on the side, allow the use of cable ties to group your cables in an efficient manner
- Speeds up your maintenance work with our cover design that ease cover removal
- Quickly mount wire retainers on the bottom rail of the duct without screw and slide them along the rail.



EASY TO INSTALL

- Special rib pattern design allows more proper wire placement and cable grouping
- Lower scoreline provides easy splitting of wiring duct's base and wall with no sharp edges
- Upper scoreline provides easy breaking off the ribs
- Smooth, burr-free edges protect installers from injury and wires from damage.



FOR ALL YOUR NEEDS

- Low Smoke Halogen Free Wiring Ducts Family complying with EN45545-2 (R22-R23,HL3) for railway
- Flame-retardant, self-extinguishing according to UL94-V0
- Wiring duct covers hold securely even in a vertical position and under vibration
- Temperature range from -25 °C up to +90 °C.

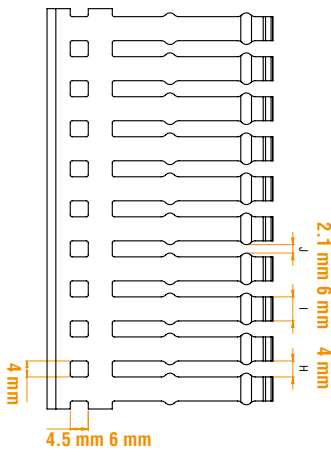
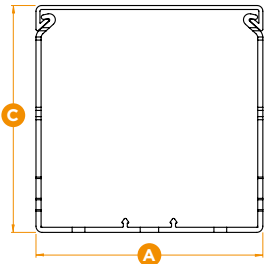


PVC WIRING DUCTS WITH ADDITIONAL HOLES

PVC Wiring Ducts with Additional Holes are designed to offer a great flexibility in your panel design and to save installation time.

Features & Specifications


- Can be used with cable tie thanks to additional holes on the sides
- Flame-retardant, self-extinguishing according to UL94-V0
- Upper scorline is available for easy breaking off the ribs
- Lower scorline at base of sidewall allow cutting out and removing sections of sidewall with no sharp edges
- Operating Temperature: -5°C to 60°C
- Standard Length: 2 meters
- Color: RAL 7030 Grey
- Complies with RoHS regulations
- Complies with IEC 60695-2-1 and EN 50085-2-3 standards.



Product ordering information

Size Width (A) x Height (C)	Type	Part Number	Packing Qty
mm	in		
25 x 30	0.98 x 1.18	WD-1-DP-GR2530	1SET411008R0000
25 x 40	0.98 x 1.57	WD-1-DP-GR2540	1SET411009R0000
25 x 60	0.98 x 2.36	WD-1-DP-GR2560	1SET411010R0000
25 x 80	0.98 x 3.15	WD-1-DP-GR2580	1SET411011R0000
25 x 100	0.98 x 3.94	WD-1-DP-GR2510	1SET411007R0000
40 x 40	1.57 x 1.57	WD-1-DP-GR4040	1SET411013R0000
40 x 60	1.57 x 2.36	WD-1-DP-GR4060	1SET411014R0000
40 x 80	1.57 x 3.15	WD-1-DP-GR4080	1SET411015R0000
40 x 100	1.57 x 3.94	WD-1-DP-GR4010	1SET411012R0000
60 x 40	2.36 x 1.57	WD-1-DP-GR6040	1SET411017R0000
60 x 60	2.36 x 2.36	WD-1-DP-GR6060	1SET411018R0000
60 x 80	2.36 x 3.15	WD-1-DP-GR6080	1SET411019R0000
60 x 100	2.36 x 3.94	WD-1-DP-GR6010	1SET411016R0000
80 x 40	3.15 x 1.57	WD-1-DP-GR8040	1SET411021R0000
80 x 60	3.15 x 2.36	WD-1-DP-GR8060	1SET411022R0000
80 x 80	3.15 x 3.15	WD-1-DP-GR8080	1SET411023R0000
80 x 100	3.15 x 3.94	WD-1-DP-GR8010	1SET411020R0000
100 x 60	3.94 x 2.36	WD-1-DP-GR1006	1SET411002R0000
100 x 80	3.94 x 3.15	WD-1-DP-GR1008	1SET411003R0000
100 x 100	3.94 x 3.94	WD-1-DP-GR1001	1SET411001R0000
120 x 60	4.72 x 2.36	WD-1-DP-GR1206	1SET411005R0000
120 x 80	4.72 x 3.15	WD-1-DP-GR1208	1SET411006R0000
120 x 100	4.72 x 3.94	WD-1-DP-GR1201	1SET411004R0000

Note: Covers are included in the wiring duct packaging



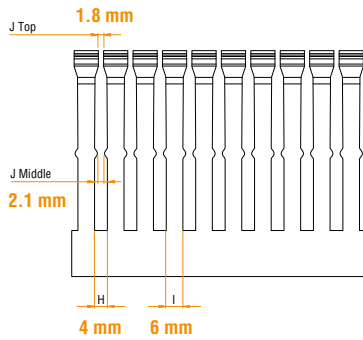
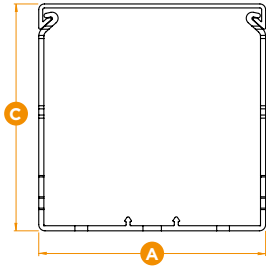
PVC WIRING DUCTS COVERS

PVC Wiring Ducts Covers are designed to ease cover removal when ducts are fully wired. They hold securely even in a vertical position and under vibration.

Product ordering information

Size Width (A)	Color	Type	Part Number	Packing Qty
mm	in			
25	0.98	Grey	WD-1-CP-GR025	1SET411201R0000
40	1.57		WD-1-CP-GR040	1SET411202R0000
60	2.36		WD-1-CP-GR060	1SET411203R0000
80	3.15		WD-1-CP-GR080	1SET411204R0000
100	3.94		WD-1-CP-GR100	1SET411205R0000
120	4.72		WD-1-CP-GR120	1SET411206R0000





LSHF LOW SMOKE HALOGEN FREE WIRING DUCTS

The LSHF Low Smoke Halogen Free Wiring Ducts are designed to offer excellent fire safety characteristics and are suitable for use in harsh environments.

Features & Specifications



- Flame-retardant, self-extinguishing according to UL94-V0
- Low smoke
- Complying with EN 45545-2 (R22-R23, HL3) for railway
- Smooth, burr-free edges protect installers from injury and wires from damage
- Upper scorline is available for easy breaking off the ribs
- Lower scorline at base of sidewall allow cutting out and removing sections of sidewall with no sharp edges
- Operating Temperature: -25°C to 90°C
- Standard Length: 2 meters
- Material: PC/ABS
- Color: RAL 7035 Grey
- Complies with RoHS regulations
- Complies with EN 50085-2-3 standards.



Product ordering information

Size Width (A) x Height (C)		Type	Part Number	Packing Qty
mm	in			
25 x 30	0.98 x 1.18	WD-1-DH-GR2530	1SET411101R0000	46 x 2m (78.74 in)
25 x 40	0.98 x 1.57	WD-1-DH-GR2540	1SET411102R0000	50 x 2m (78.74 in)
25 x 60	0.98 x 2.36	WD-1-DH-GR2560	1SET411103R0000	30 x 2m (78.74 in)
40 x 40	1.57 x 1.57	WD-1-DH-GR4040	1SET411104R0000	24 x 2m (78.74 in)
40 x 60	1.57 x 2.36	WD-1-DH-GR4060	1SET411105R0000	18 x 2m (78.74 in)
40 x 80	1.57 x 3.15	WD-1-DH-GR4080	1SET411106R0000	20 x 2m (78.74 in)
60 x 40	2.36 x 1.57	WD-1-DH-GR6040	1SET411107R0000	18 x 2m (78.74 in)
60 x 60	2.36 x 2.36	WD-1-DH-GR6060	1SET411108R0000	12 x 2m (78.74 in)
60 x 80	2.36 x 3.15	WD-1-DH-GR6080	1SET411109R0000	12 x 2m (78.74 in)
80 x 60	3.15 x 2.36	WD-1-DH-GR8060	1SET411110R0000	14 x 2m (78.74 in)
80 x 80	3.15 x 3.15	WD-1-DH-GR8080	1SET411111R0000	10 x 2m (78.74 in)

Note: Covers are included in the wiring duct packaging




LSHF LOW SMOKE HALOGEN FREE WIRING DUCTS COVERS

LSHF Wiring Ducts Covers are designed to ease cover removal when ducts are fully wired. They hold securely even in a vertical position and under vibration.

Product ordering information

Size Width (A)		Color	Type	Part Number	Packing Qty
mm	in				
25	0.98	Grey	WD-1-CH-GR025	1SET411250R0000	14 x 2m (78.74 in)
40	1.57		WD-1-CH-GR040	1SET411251R0000	12 x 2m (78.74 in)
60	2.36		WD-1-CH-GR060	1SET411252R0000	6 x 2m (78.74 in)
80	3.15		WD-1-CH-GR080	1SET411253R0000	8 x 2m (78.74 in)



WIRING DUCTS ACCESSORIES

Our accessories ease wire management within the cable ducts.

Features & Specifications

- Wire retainers help wire management. They can easily be mounted on the bottom rail of the duct without screw and slide them along the rail
- Cable clamp associated with wire ties help in maintaining firmly the cables. As wire retainers, they can easily be mounted on the bottom rail of the duct without screw and slide them along the rail
- Cable holders are clipped onto the ribs to maintain large bundles of wires.

Product ordering information

Size	Width (A) x Height (C)	Color	Type	Part Number	Packing Qty
Wire retainer ⁽¹⁾					
40 x 40	1.57 x 1.57	Black ■	WD-1-RT-4040	1SET411301R0000	10
40 x 60	1.57 x 2.36		WD-1-RT-4060	1SET411302R0000	10
40 x 80	1.57 x 3.15		WD-1-RT-4080	1SET411304R0000	10
60 x 40	2.36 x 1.57		WD-1-RT-6040	1SET411305R0000	10
60 x 60	2.36 x 2.36		WD-1-RT-6060	1SET411306R0000	10
60 x 80	2.36 x 3.15		WD-1-RT-6080	1SET411303R0000	10
60 x 100	2.36 x 3.94		WD-1-RT-6010	1SET411307R0000	10
80 x 60	3.15 x 2.36		WD-1-RT-8060	1SET411308R0000	10
80 x 80	3.15 x 3.15		WD-1-RT-8080	1SET411311R0000	10
80 x 100	3.15 x 3.94		WD-1-RT-8010	1SET411312R0000	10
100 x 60	3.94 x 2.36		WD-1-RT-1006	1SET411309R0000	10
100 x 80	3.94 x 3.15		WD-1-RT-1008	1SET411313R0000	10
100 x 100	3.94 x 3.94		WD-1-RT-1001	1SET411314R0000	10
120 x 60	4.72 x 2.36		WD-1-RT-1206	1SET411310R0000	10
120 x 80	4.72 x 3.15		WD-1-RT-1208	1SET411315R0000	10
120 x 100	4.72 x 3.94		WD-1-RT-1201	1SET411316R0000	10
Body-bound rivet ⁽²⁾					
6.5	0.25	Grey □	WD-1-TL-0002	1SET411402R0000	100
Cable ⁽²⁾					
Cable clamp		Black ■	WD-1-TL-0003	1SET411403R0000	10
Cable holder			WD-1-TL-0004	1SET411404R0000	10



Wire retainer



Body-bound rivet



Cable clamp



Cable holder



Setting tool for rivets



Hand held wiring duct cutter

WIRING DUCTS TOOLS FOR PVC AND LSHF RANGES

Wiring Ducts Tools are designed to optimize preparation work and mounting inside the panel.

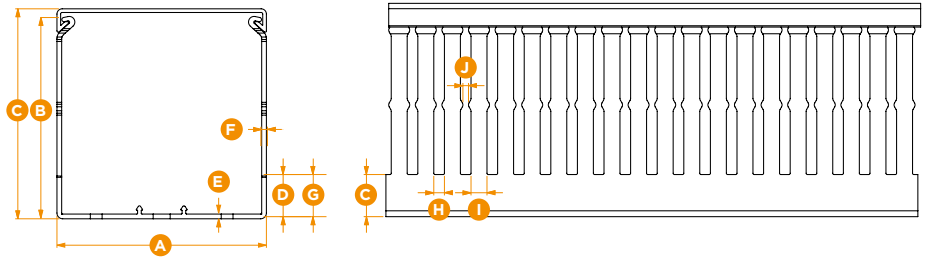
Product ordering information

Description	Type	Part Number	Packing Qty
Setting tool for rivets	WD-1-TL-0001	1SET411401R0000	1
Hand held wiring duct cutter	WD-1-TL-0007	1SET411407R0000	1



PRODUCTS DIMENSIONS

Wiring Duct



Product ordering information and product dimensions

Size Width (A) x Height (C)	Color	Type	Part Number	A		B		C		D		E		F		G		H		I		J	
				mm	in	mm	in	mm	in	mm	in	mm	in	mm	in	mm	in	mm	in	mm	in	mm	in

PVC Wiring Duct

25x30	0.98x1.18	Grey	WD-1-DP-GR2530	1SET411008R0000	25	0.98	26.4	1.04	30	1.18	10	0.39	1.4	0.05	1.4	0.05	11.4	0.44	4	0.16	6	0.24	2.1	0.08
25x40	0.98x1.57		WD-1-DP-GR2540	1SET411009R0000	25	0.98	36.2	1.43	40	1.57	11	0.43	1.4	0.05	1.4	0.05	12.4	0.48	4	0.16	6	0.24	2.1	0.08
25x60	0.98x2.36		WD-1-DP-GR2560	1SET411010R0000	25	0.98	56.4	2.22	60	2.36	12	0.47	1.6	0.06	1.6	0.06	13.6	0.53	4	0.16	6	0.24	2.1	0.08
25x80	0.98x3.15		WD-1-DP-GR2580	1SET411011R0000	25	0.98	76.8	3.02	80	3.15	14	0.55	1.8	0.07	1.8	0.07	15.8	0.62	4	0.16	6	0.24	2.1	0.08
25x100	0.98x3.94		WD-1-DP-GR25100	1SET411007R0000	25	0.98	96.6	3.80	100	3.94	16	0.63	1.9	0.07	1.9	0.07	17.9	0.70	4	0.16	6	0.24	2.1	0.08
40x40	1.57x1.57		WD-1-DP-GR4040	1SET411013R0000	40	1.57	36.5	1.43	40	1.57	11	0.43	1.4	0.05	1.4	0.05	12.4	0.48	4	0.16	6	0.24	2.1	0.08
40x60	1.57x2.36		WD-1-DP-GR4060	1SET411014R0000	40	1.57	56.5	2.22	60	2.36	12	0.47	1.6	0.06	1.6	0.06	13.6	0.53	4	0.16	6	0.24	2.1	0.08
40x80	1.57x3.15		WD-1-DP-GR4080	1SET411015R0000	40	1.57	76.8	3.02	80	3.15	14	0.55	1.8	0.07	1.8	0.07	15.8	0.62	4	0.16	6	0.24	2.1	0.08
40x100	1.57x3.94		WD-1-DP-GR40100	1SET411012R0000	40	1.57	96.9	3.81	100	3.94	16	0.63	1.9	0.07	2	0.07	17.9	0.70	4	0.16	6	0.24	2.1	0.08
60x40	2.36x1.57		WD-1-DP-GR6040	1SET411017R0000	60	2.36	36.8	1.45	40	1.57	11	0.43	1.6	0.06	1.6	0.06	12.6	0.49	4	0.16	6	0.24	2.1	0.08
60x60	2.36x2.36		WD-1-DP-GR6060	1SET411018R0000	60	2.36	56.8	2.23	60	2.36	12	0.47	1.8	0.07	1.8	0.07	13.8	0.54	4	0.16	6	0.24	2.1	0.08
60x80	2.36x3.15		WD-1-DP-GR6080	1SET411019R0000	60	2.36	76.7	3.02	80	3.15	14	0.55	1.8	0.07	1.8	0.07	15.8	0.62	4	0.16	6	0.24	2.1	0.08
60x100	2.36x3.94		WD-1-DP-GR60100	1SET411016R0000	60	2.36	96.9	3.81	100	3.94	16	0.63	2	0.07	2	0.07	18	0.70	4	0.16	6	0.24	2.1	0.08
80x40	3.15x1.57		WD-1-DP-GR8040	1SET411021R0000	80	3.15	36.8	1.45	40	1.57	11	0.43	1.6	0.06	1.6	0.06	12.6	0.49	4	0.16	6	0.24	2.1	0.08
80x60	3.15x2.36		WD-1-DP-GR8060	1SET411022R0000	80	3.15	57	2.24	60	2.36	12	0.47	1.8	0.07	1.8	0.07	13.8	0.54	4	0.16	6	0.24	2.1	0.08
80x80	3.15x3.15		WD-1-DP-GR8080	1SET411023R0000	80	3.15	77.1	3.03	80	3.15	14	0.55	1.8	0.07	1.8	0.07	15.8	0.62	4	0.16	6	0.24	2.1	0.08
80x100	3.15x3.94		WD-1-DP-GR80100	1SET411020R0000	80	3.15	97.2	3.82	100	3.94	16	0.63	2.2	0.08	2.2	0.08	18.2	0.71	4	0.16	6	0.24	2.1	0.08
100x60	3.94x2.36		WD-1-DP-GR10060	1SET411002R0000	100	3.94	57.3	2.25	60	2.36	12	0.47	2	0.07	2	0.07	14	0.55	4	0.16	6	0.24	2.1	0.08
100x80	3.94x3.15		WD-1-DP-GR10080	1SET411003R0000	100	3.94	77.2	3.04	80	3.15	14	0.55	2	0.07	2	0.07	16	0.63	4	0.16	6	0.24	2.1	0.08
100x100	3.94x3.94		WD-1-DP-GR100100	1SET411001R0000	100	3.94	97.2	3.82	100	3.94	16	0.63	2.2	0.08	2.2	0.08	18.2	0.71	4	0.16	6	0.24	2.1	0.08
120x60	4.72x2.36		WD-1-DP-GR12060	1SET411005R0000	120	4.72	57.6	2.26	60	2.36	12	0.47	2.3	0.09	2	0.07	14.3	0.56	4	0.16	6	0.24	2.1	0.08
120x80	4.72x3.15		WD-1-DP-GR12080	1SET411006R0000	120	4.72	77.5	3.05	80	3.15	14	0.55	2.3	0.09	2	0.07	16.3	0.64	4	0.16	6	0.24	2.1	0.08
120x100	4.72x3.94		WD-1-DP-GR120100	1SET411004R0000	120	4.72	97.5	3.84	100	3.94	16	0.63	2.4	0.09	2.4	0.09	18.4	0.72	4	0.16	6	0.24	2.1	0.08

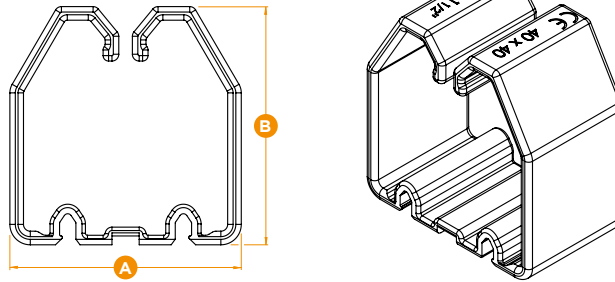
Low smoke halogen free Wiring Duct

25x30	0.98x1.18	Grey	WD-1-DH-GR2530	1SET411101R0000	25	0.98	26.6	1.05	30	1.18	8	0.31	1.55	0.06	1.55	0.06	9.55	0.38	4	0.16	6	0.24	1.8	2.1	0.07	0.08
25x40	0.98x1.57		WD-1-DH-GR2540	1SET411102R0000	25	0.98	36.8	1.45	40	1.57	10	0.39	1.6	0.06	1.6	0.06	11.6	0.46	4	0.16	6	0.24	1.8	2.1	0.07	0.08
25x60	0.98x2.36		WD-1-DH-GR2560	1SET411103R0000	25	0.98	56.8	2.24	60	2.36	12	0.47	1.6	0.06	1.6	0.06	13.6	0.54	4	0.16	6	0.24	1.8	2.1	0.07	0.08
40x40	1.57x1.57		WD-1-DH-GR4040	1SET411104R0000	40	1.57	36.9	1.45	40	1.57	10	0.39	1.6	0.06	1.6	0.06	11.6	0.46	4	0.16	6	0.24	1.8	2.1	0.07	0.08
40x60	1.57x2.36		WD-1-DH-GR4060	1SET411105R0000	40	1.57	56.9	2.24	60	2.36	12	0.47	1.6	0.06	1.6	0.06	13.6	0.54	4	0.16	6	0.24	1.8	2.1	0.07	0.08
40x80	1.57x3.15		WD-1-DH-GR4080	1SET411106R0000	40	1.57	76.9	3.03	80	3.15	14	0.55	1.8	0.07	1.8	0.07	15.8	0.62	4	0.16	6	0.24	1.8	2.1	0.07	0.08
60x40	2.36x1.57		WD-1-DH-GR6040	1SET411107R0000	60	2.36	37	1.46	40	1.57	10	0.39	1.6	0.06	1.6	0.06	11.6	0.46	4	0.16	6	0.24	1.8	2.1	0.07	0.08
60x60	2.36x2.36		WD-1-DH-GR6060	1SET411108R0000	60	2.36	57.1	2.25	60	2.36	12	0.47	1.8	0.07	1.8	0.07	13.8	0.54	4	0.16	6	0.24	1.8	2.1	0.07	0.08
60x80	2.36x3.15		WD-1-DH-GR6080	1SET411109R0000	60	2.36	77.1	3.04	80	3.15	14	0.55	1.9	0.07	1.9	0.07	15.9	0.63	4	0.16	6	0.24	1.8	2.1	0.07	0.08
80x60	3.15x2.36		WD-1-DH-GR8060	1SET411110R0000	80	3.15	57.1	2.25	60	2.36	12	0.47	1.8	0.07	1.8	0.07	13.8	0.54	4	0.16	6	0.24	1.8	2.1	0.07	0.08
80x80	3.15x3.15		WD-1-DH-GR8080	1SET411111R0000	80	3.15	77.1	3.04	80	3.15	14	0.55	2	0.08	2	0.08	16	0.63	4	0.16	6	0.24	1.8	2.1	0.07	0.08



PRODUCTS DIMENSIONS

Wire retainer

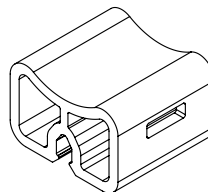
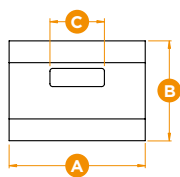


Product ordering information and product dimensions

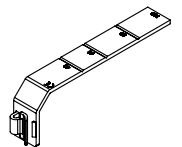
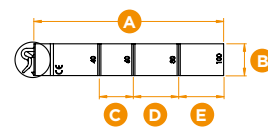
Size Width (A) x Height (C)		Type	Part Number	A		B	
mm	in			mm	in	mm	in
40 x 40	1.57 x 1.57	WD-1-RT-4040	1SET411301R0000	34	1.34	35	1.38
40 x 60	1.57 x 2.36	WD-1-RT-4060	1SET411302R0000	34	1.34	53	2.09
40 x 80	1.57 x 3.15	WD-1-RT-4080	1SET411304R0000	34	1.34	75	2.95
60 x 40	2.36 x 1.57	WD-1-RT-6040	1SET411305R0000	53	2.09	35	1.38
60 x 60	2.36 x 2.36	WD-1-RT-6060	1SET411306R0000	53	2.09	53	2.09
60 x 80	2.36 x 3.15	WD-1-RT-6080	1SET411303R0000	53	2.09	75	2.95
60 x 100	2.36 x 3.94	WD-1-RT-6010	1SET411307R0000	53	2.09	95	3.74
80 x 60	3.15 x 2.36	WD-1-RT-8060	1SET411308R0000	73	2.87	53	2.09
80 x 80	3.15 x 3.15	WD-1-RT-8080	1SET411311R0000	73	2.87	75	2.95
80 x 100	3.15 x 3.94	WD-1-RT-8010	1SET411312R0000	73	2.87	95	3.74
100 x 60	3.94 x 2.36	WD-1-RT-1006	1SET411309R0000	93	3.66	53	2.09
100 x 80	3.94 x 3.15	WD-1-RT-1008	1SET411313R0000	93	3.66	75	2.95
100 x 100	3.94 x 3.94	WD-1-RT-1001	1SET411314R0000	93	3.66	95	3.74
120 x 60	4.72 x 2.36	WD-1-RT-1206	1SET411310R0000	113	4.45	53	2.09
120 x 80	4.72 x 3.15	WD-1-RT-1208	1SET411315R0000	113	4.45	75	2.95
120 x 100	4.72 x 3.94	WD-1-RT-1201	1SET411316R0000	113	4.45	95	3.74

Cable Clamp & Holder

Cable Clamp



Cable Holder



Product ordering information and product dimensions

Description	Type	Part Number	A		B		C		D		E	
			mm	in	mm	in	mm	in	mm	in	mm	in
Cable clamp	WD-1-TL-0003	1SET411403R0000	15	0.59	11	0.43	6	0.24				
Cable holder	WD-1-TL-0004	1SET411404R0000	83.6	3.29	14	0.55	15	0.59	20	0.78	19.8	0.78



SNG CABLE GLANDS

The ENTRELEC Electrical solutions industrial cable glands provide excellent strain relief for cables and high ingress protection against dirt, dust, water and other liquids for electrical enclosures. Portfolio includes plastic and metal cable glands and appropriate accessories for both standard and specialized applications.



FRELIABLE IN HARSH ENVIRONMENTS

High ingress protection ratings

IP68 and IP66 offer high protection against dirt, dust, sand, water, projections and other liquids with IP68 and IP66 ratings.

EMC protection & Vibration proof

EMC and railway metal cable glands are fitted with contact springs that enlarge contact with the cable shield ensuring long-lasting contact quality and vibration-proof connection.

Hygienic and low contamination areas

Hygienic cable glands and fittings are designed with high quality stainless steel to prevent harmful microorganisms from adhering to the surface and allow products to be suitable for high-pressure steam cleaning.



FLEXIBLE TO USE

Many mounting options

- 3 types of thread specs: Metric, PG and NPT
- Time-saving option with snap-in products
- Locknuts included with a majority of standard glands

Various product functions to fit many applications

- Cable glands for single cable entry
- Cable plates for economical multiple cable entry
- Ventilation plugs to prevent humidity
- Drain plugs to drain water inside a cabinet
- EMC glands to protect cables against industrial noise
- RJ45 glands for data cables
- Fittings for conduits entry
- Dome and round plugs to close open holes

Various material and color options

- 3 plastic colors: light gray, gray and black
- Nickel plated brass available for most products
- Stainless steel available for select products



FOR VIRTUALLY ALL YOUR NEEDS

Standard industrial applications

Standard plastic & brass glands for electrical cabinets, plastic and metal boxes, LV/MV/HV panels, machine tools, motors, HVAC, compressors and more.

Industrial applications with harsh environments

- Brass EMC glands for environments with vibrations including elevators, HVAC, compressors, motors, railway and more.
- Hygienic glands for environments with potential contamination including food & pharmaceuticals, manufacturing & packaging, clean room technology, biotechnology, chemical industries and more.

A range adapted to your needs

- Economical: cable plates or plastic glands
- Durable: Brass and stainless steel glands
- High-performance : EMC brass and hygienic stainless steel glands



STANDARD CABLE GLANDS

With Thread				Snap-in	
Without Locknut 1SNG601....	With Locknut 1SNG626....	Without Locknut 1SNG602....	With Locknut 1SNG625....	1SNG622.... Polyamide	1SNG623.... Brass
Polyamide		Brass			

SPECIALIZED CABLE GLANDS

RJ45		EMC			Hygienic		
1SNG618... Polyamide	1SNG619.... Brass	EMC2 1SNG613....	EMC4 1SNG614....	Railway 1SNG606....	With Thread 1SNG615...	EMC, with Thread 1SNG617...	Conduit fittings 1SNG616...
		Brass			Stainless steel 303		

PLUGS & PLATES

Ventilation Plugs		Drain Plugs		Round Plugs		Cable Entry Plates	
1SNG605... Polyamide	1SNG624... Metal	1SNG611... Polyamide	1SNG612... Metal	1SNG620... Polyamide	1SNG621... Brass	1SNG604.. Reinforced fiber	1SNG603... Reinforced fiber

ACCESSORIES

Locknuts		Washer Gaskets		Dome Plugs
Flanged 1SNG607... Polyamide	1SNG608... Brass	1SNG609... CR	1SNG609... MBR	1SNG610... Polyamide

Find the whole offering in our online catalog by scanning or clicking the QR code below





HTP600 THERMAL TRANSFER PRINTER AND MARKERS

The HTP600 printer is an all-in-1 printer that brings peace of mind to your marking projects. It gives you a head start thanks to its innovative markers with uv feature.

HTP600 offering covers a large variety of needs for electrical cabinet identification: markers and labels for terminal block, accessories, wire & cable, component, push buttons and panel labels.



THE ALL-IN-1 PRINTER

- Identify many components of your electrical cabinet (from wires to terminal blocks, component & equipment)
- Multi support (rigid markers, soft labels)
- Identify other terminal block manufacturers
- Flexibility: Automatic or Manual loading mode, various colors of ribbons & consumables.



PEACE OF MIND

- Save time thanks to our low maintenance printer, fast ribbon replacement, thermal transfer technology with no drying time
- Free hotline & free licence
- Manage your resources and print up to 8500 markers/hour using the automatic loading mode
- Eliminate data input errors with direct import from CAD systems such as SEE Electrical, Pro Panel, Excel.



INNOVATIVE MARKERS WITH UV FEATURE

- Facilitate your maintenance operations through our innovative markers: The UV feature allows easy circuit identification in dark environments or in case of power failure.



HTP600 Thermal transfer printer and markers



HTP600 KIT

Marking system & accessories

Printer kit

Description	Type	Part Number	Pkg pce	Weight (1 pce) g
Thermal transfer printer KIT	HTP600 KIT	1SNA235720R0000	1	11000.00

List of items included in the KIT

1 Black ribbon cassette	RIB1-B			
1 Cleaning cassette	HTP500-CLEAN			
1 Support plate for Entelec terminal block markers	HTP600-PL2M			
1 Support plate for WMTT wire markers	HTP600-PLM			
1 Power support cable				
1 USB cable				



HTP600-FEEDER KIT

Feeder kit

Description	Type	Part Number	Pkg pce	Weight (1 pce) g
Universal feeder KIT	HTP600-FEEDER KIT	1SNA235721R0000	1	2560.00

List of items included in the KIT

1 Universal feeder for marker card	HTP600-FEED			
1 Support plate for Entelec terminal block markers dedicated to feeder usage	HTP500-PL2			
1 Support plate for WMTT wire markers dedicated to feeder usage	HTP500-PL			
1 Support table to facilitate the cards ejection for feeder	HTP500-BAS			



1SNK170021V0014

Blank markers for SNK series terminal blocks

- High marking quality,
- Excellent marking durability in the most severe environments,
- Made of rigid polycarbonate.



Dimensions	Nb. of markers per card	Color	Type	Part Number	Pkg card	Weight (1 card) g
mm	in					

MC512 Blank strip Markers for 5.2 mm 0.205 in spacing terminal blocks and SNK accessories


5 x 12	0.197 x 0.472	45	White	MC512	1SNK140000R0000	22	9.09
5 x 12	0.197 x 0.472	45	Yellow	MC512-YL	1SNK140004R0000	22	9.00

MC612 Blank strip Markers for 6 mm 0.236 in spacing terminal blocks and SNK accessories

5.6 x 12	0.22 x 0.472	39	White	MC612	1SNK150000R0000	22	10.00
5.6 x 12	0.22 x 0.472	39	Yellow	MC612-YL	1SNK150004R0000	22	10.00


MC812 Blank strip Markers for 8 mm 0.315 in and larger spacing terminal blocks and SNK end stops

7.6 x 12	0.299 x 0.472	30	White	MC812	1SNK160000R0000	22	10.00
7.6 x 12	0.299 x 0.472	30	Yellow	MC812-YL	1SNK160004R0000	22	10.00




Find the whole HTP600 marking offering by scanning or clicking the QR code

Terminal block accessories markers




Wire and cable markers



Component, equipment markers and Panel labels



Push buttons



Modular devices markers





T2212 Thermal transfer printer and markers



T2212 THERMAL TRANSFER PRINTER AND MARKERS

The T2212 is a robust entry level industrial computer-driven 300dpi thermal transfer printer. Specially designed to print on a wide range of ENTRELEC and TE Connectivity (TE) labels, cable markers and identification heat shrink sleeves. New full-color touch screen interface, with intuitive icon-based setting adjustments. Various preloaded tutorials answer commonly-asked questions without the unit having to connect to the internet. The Printer is equipped with Additional RS232 port and Flash card, USB, Ethernet and serial ports. Product and ribbon can be loaded quickly and easily, designed for a quick setup and when changing between products. For optimal print results we recommend using the T2212 Printer in conjunction with TE identification product, ribbon and WINTOTAL software.



HIGHLY VERSATILE

- Low - medium volume, cost effective thermal transfer printer
- Suitable for printing on tubing, tags/cable markers and adhesive labels
- Small footprint, ideal for office or manufacturing location
- Accessories available and easy to fit
- 300dpi for clear print quality



EASY TO INSTALL AND USE

- Quick start guide provided to help setup
- TE Identification Software license included when buying the kit
- Full color touchscreen enables the operator to move quickly and easily through printer setup and operations
- Help videos preloaded showing Print head cleaning, loading product and ribbon



Marking system & accessories

Printer and accessories

Description	Color	Type	Part Number	Pkg piece
T2212 Thermal transfer printer		T2212-SWARE-PRINTER-E	1SET540000R0000	1
Universal external reel holder		PRINTER-UNIVERSAL-REEL-HOLDER-E	1SET540001R0000	1
Printing head		T200-PRINHEAD-E	1SET540002R0000	1
Cutter tool		T2212-PRINTER-CUTTER-E	1SET540003R0000	1
Perforator		T2212-PRINTER-PERFORATOR-E	1SET540004R0000	1
Wintotal7 dongle		WINTOTAL-7-DONGLE-E	1SET540005R0000	1
Driver roller		T200-DR4-DRIVEROLLER-E	1SET540014R0000	1



Ribbons

Description	Width	Color	Type	Part Number	Article	Pkg piece
Resin ribbon - premium ink	100 mm	Black ■	1966-RIBBON-E	1SET540006R0000	T540006	2
	40 mm	Black ■	1966-RIBBON-NAR-E	1SET540007R0000	T540007	5
Wax ribbon	110 mm	Black ■	TMS-RJS-RIBBON-4RPSCE-E	1SET540008R0000	T540008	2
Resin ribbon	40 mm	Black ■	2000P-RIBBON-4TT-NAR-E	1SET540009R0000	T540009	5
Wax ribbon	110 mm	White □	T300-RIBBON-WH-E	1SET540010R0000	T540010	2
Resin and wax ribbon	40 mm	White □	2000P-RIBBON-WH-NAR-E	1SET540011R0000	T540011	6
	110 mm	White □	RIB-1976-300-110-L-9-E	1SET540012R0000	T540012	2
Resin ribbon	76 mm	White □	RIB-1976-360-076-L-9-E	1SET540013R0000	T540013	5
Resin ribbon	110 mm	Black ■	RIB-1984-300-110-L-0-E	1SET540016R0000	T540016	2
Resin ribbon	110 mm	Black ■	1330-0607-10-E 1	1SET540017R0000	T540017	2



Ribbons differ depending on the environment and application surface to which they are to adhere. You can find more information in the ribbon data sheet by scanning the the QR code on the left.



Wrap around labels SBPE

Ideal for cable identification in harsh environments. Supplied with a printable area (white or colored), self-laminating for the transparent part of the label

Description	Color	Type	Part Number	External Diam. of cable (mm)	Printing surface (H x W) (mm)	Labels Length (mm)	Nb per reel	Compatible ribbon
Wrap around cable label	White □	SBPE04-0625-WH-5	1SET530100R0000	2 to 4.1	6.3 x 25.4	19.1	5000	TMS-RJS-RIBBON-4RPSCE-E 1SET540008R0000
	Yellow ■	SBPE04-0625-YL-5	1SET530101R0000					
Self-laminating Vinyl	White □	SBPE07-1225-WH-5	1SET530102R0000	4 to 7.6	12.7 x 25.4	36.5	5000	
	Yellow ■	SBPE07-1225-YL-5	1SET530103R0000					
	Blue ■	SBPE07-1225-BL-5	1SET530104R0000	6.1 to 12.1	19 x 25.4	57.2	3000	
	Red ■	SBPE07-1225-RD-5	1SET530105R0000					
	Green ■	SBPE07-1225-GN-5	1SET530106R0000					
	White □	SBPE12-1925-WH-3	1SET530107R0000	8.1 to 22	25.4 x 25.4	95.3	2000	
	Yellow ■	SBPE12-1925-YL-3	1SET530108R0000					
	Blue ■	SBPE12-1925-BL-3	1SET530109R0000					
	Red ■	SBPE12-1925-RD-3	1SET530110R0000					
	Green ■	SBPE12-1925-GN-3	1SET530111R0000	12.1 to 35.9	38.1 x 25.4	150.9	1000	
	White □	SBPE22-2525-WH-2	1SET530112R0000					
	Yellow ■	SBPE22-2525-YL-2	1SET530113R0000					
	Blue ■	SBPE22-2525-BL-2	1SET530114R0000	12.1 to 48	38.1 x 50.8	188.9	700	
	Red ■	SBPE22-2525-RD-2	1SET530115R0000					
	Green ■	SBPE22-2525-GN-2	1SET530116R0000					
	White □	SBPE35-3825-WH-1	1SET530117R0000					
	Yellow ■	SBPE35-3825-YL-1	1SET530118R0000					
	White □	SBPE48-3850-WH-07	1SET530119R0000					
	Yellow ■	SBPE48-3850-YL-07	1SET530120R0000					



Panel labels PLE

Replace engraved nameplates and labels that require high durability with metallic appearance.

Description	Color	Type	Part Number	Labels			Compatible ribbon
				Width (mm)	Length (mm)	Nb per reel	
Panel label High adhesivity Polyester	White	☐ PLE-027015-WH-0.75	1SET530201R0000	27	15	750	RIB-1984-300-110-L-0-E 1SET540016R0000
	Silver	☐ PLE-027018-GY-0.625	1SET530202R0000	27	18	625	
	White	☐ PLE-027018-WH-0.625	1SET530203R0000	27	18	625	
	White	☐ PLE-030008-WH-1	1SET530204R0000	30	8.8	1000	
	White	☐ PLE-035009-WH-1	1SET530205R0000	35	9	1000	
	Silver	☐ PLE-035018-GY-0.625	1SET530206R0000	35	18	625	
	White	☐ PLE-035018-WH-0.625	1SET530207R0000	35	18	625	
	Silver	☐ PLE-045015-GY-0.75	1SET530208R0000	45	15	750	
	White	☐ PLE-045015-WH-0.75	1SET530209R0000	45	15	750	
	Silver	☐ PLE-060030-GY-0.4	1SET530210R0000	60	30	400	
	White	☐ PLE-060030-WH-0.4	1SET530211R0000	60	30	400	
	Silver	☐ PLE-100050-GY-0.25	1SET530212R0000	100	50	250	
	White	☐ PLE-100050-WH-0.25	1SET530213R0000	100	50	250	

Heat shrinkable printable tubing




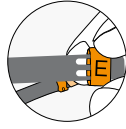
Discover all the offering on our website

Printable tags for wire and cables



Discover all the offering on our website





SO SNAP-ON PRE-PRINTED MARKERS

Identify wires by directly applying pre-printer markers

The ENTRELEC Snap-On Markers are designed to offer flexibility with wire identification. Each marker is designed with a 'C' shape to firmly hold onto the wire accurately. Markers can be accurately positioned onto the wire directly from the preloaded carrier wand.

The chevron cut allows multiple markers alignment on the wire for easy identification. Manufactured from Zero Halogen polyoxymethylene Snap-On markers are strong, durable and provide excellent chemical resistance.



SPEED UP YOUR PROJECTS

Pre-Printed

No need for printers, ribbons and software. Markers are Pre-printed for easy and quick application.

Compact design

30 Markers are supplied on a Preloaded applicator between 120cm & 140cm in length.

Easy identification

Preprinted letters number and common signs. Colored marker printer with international color coding (0-Black, 1-Brown etc.).



EASY TO INSTALL

Visual control

Snap-On marker can be applied directly to terminated or non terminated wire.

Quick and easy

C shape marker profile allows easy fitting directly onto the wire and then holds.

Always perfect

Chevron cut ensures marker alignment when using multiple markers together.



FOR ALL YOUR NEEDS

Strong and steady

Zero Halogen polyoxymethylene giving strength, dimensional stability and low moisture absorption.

Extreme conditions

Resist to an ambient temperature range from -40°C to 106°C.

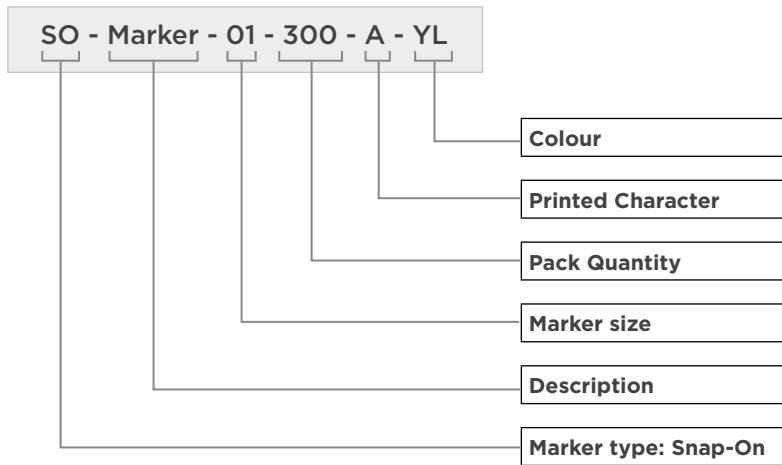
Resistant to key Industrial fluids.

Self-extinguishing – UL94 HB Rated.

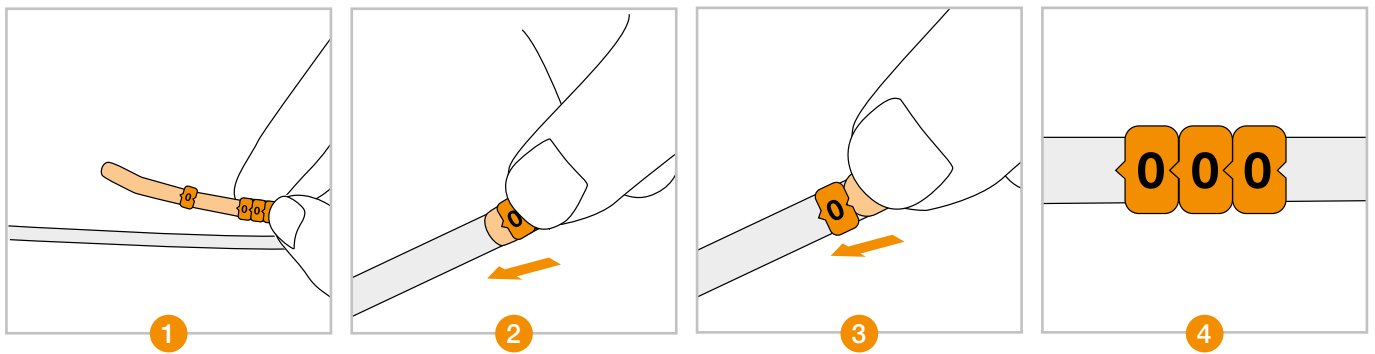
RoHS and REACH compliance.



ORDERING DESCRIPTION SYSTEM



MOUNTING INSTRUCTIONS



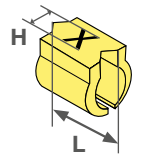


SO SNAP-ON pre-printed markers



For Cable Dia 1.9 – 2.6 mm (0.07 – 0.10 Inch) - SIZE 03
Wire size: 0.75 - 1 mm² (20-19 AWG)

- L (Marker Width): 3.5 mm
- H (Character Height): 2.1 mm
- Packing: 300 per bags



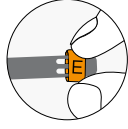
White color / Printed black



Yellow color / Printed black

Printed Character	Description	Part Number	Description	Part Number
A	SO-Marker-03-300-A-WH	1SET511177R0000	SO-Marker-03-300-A-YL	1SET511217R0000
B	SO-Marker-03-300-B-WH	1SET511178R0000	SO-Marker-03-300-B-YL	1SET511218R0000
C	SO-Marker-03-300-C-WH	1SET511179R0000	SO-Marker-03-300-C-YL	1SET511219R0000
D	SO-Marker-03-300-D-WH	1SET511180R0000	SO-Marker-03-300-D-YL	1SET511220R0000
E	SO-Marker-03-300-E-WH	1SET511181R0000	SO-Marker-03-300-E-YL	1SET511221R0000
F	SO-Marker-03-300-F-WH	1SET511182R0000	SO-Marker-03-300-F-YL	1SET511222R0000
G	SO-Marker-03-300-G-WH	1SET511183R0000	SO-Marker-03-300-G-YL	1SET511223R0000
H	SO-Marker-03-300-H-WH	1SET511184R0000	SO-Marker-03-300-H-YL	1SET511224R0000
I	SO-Marker-03-300-I-WH	1SET511185R0000	SO-Marker-03-300-I-YL	1SET511225R0000
J	SO-Marker-03-300-J-WH	1SET511186R0000	SO-Marker-03-300-J-YL	1SET511226R0000
K	SO-Marker-03-300-K-WH	1SET511187R0000	SO-Marker-03-300-K-YL	1SET511227R0000
L	SO-Marker-03-300-L-WH	1SET511188R0000	SO-Marker-03-300-L-YL	1SET511228R0000
M	SO-Marker-03-300-M-WH	1SET511189R0000	SO-Marker-03-300-M-YL	1SET511229R0000
N	SO-Marker-03-300-N-WH	1SET511190R0000	SO-Marker-03-300-N-YL	1SET511230R0000
P	SO-Marker-03-300-P-WH	1SET511191R0000	SO-Marker-03-300-P-YL	1SET511231R0000
Q	SO-Marker-03-300-Q-WH	1SET511192R0000	SO-Marker-03-300-Q-YL	1SET511232R0000
R	SO-Marker-03-300-R-WH	1SET511193R0000	SO-Marker-03-300-R-YL	1SET511233R0000
S	SO-Marker-03-300-S-WH	1SET511194R0000	SO-Marker-03-300-S-YL	1SET511234R0000
T	SO-Marker-03-300-T-WH	1SET511195R0000	SO-Marker-03-300-T-YL	1SET511235R0000
U	SO-Marker-03-300-U-WH	1SET511196R0000	SO-Marker-03-300-U-YL	1SET511236R0000
V	SO-Marker-03-300-V-WH	1SET511197R0000	SO-Marker-03-300-V-YL	1SET511237R0000
W	SO-Marker-03-300-W-WH	1SET511198R0000	SO-Marker-03-300-W-YL	1SET511238R0000
X	SO-Marker-03-300-X-WH	1SET511199R0000	SO-Marker-03-300-X-YL	1SET511239R0000
Y	SO-Marker-03-300-Y-WH	1SET511200R0000	SO-Marker-03-300-Y-YL	1SET511240R0000
Z	SO-Marker-03-300-Z-WH	1SET511201R0000	SO-Marker-03-300-Z-YL	1SET511241R0000
.	SO-Marker-03-300-DOT-WH	1SET511202R0000	SO-Marker-03-300-DOT-YL	1SET511242R0000
⊕	SO-Marker-03-300-ETH-WH	1SET511203R0000	SO-Marker-03-300-ETH-YL	1SET511243R0000
-	SO-Marker-03-300-MIN-WH	1SET511204R0000	SO-Marker-03-300-MIN-YL	1SET511244R0000
+	SO-Marker-03-300-PLS-WH	1SET511205R0000	SO-Marker-03-300-PLS-YL	1SET511245R0000
/	SO-Marker-03-300-SLH-WH	1SET511206R0000	SO-Marker-03-300-SLH-YL	1SET511246R0000
0	SO-Marker-03-300-0-WH	1SET511207R0000	SO-Marker-03-300-0-YL	1SET511247R0000
1	SO-Marker-03-300-1-WH	1SET511208R0000	SO-Marker-03-300-1-YL	1SET511248R0000
2	SO-Marker-03-300-2-WH	1SET511209R0000	SO-Marker-03-300-2-YL	1SET511249R0000
3	SO-Marker-03-300-3-WH	1SET511210R0000	SO-Marker-03-300-3-YL	1SET511250R0000
4	SO-Marker-03-300-4-WH	1SET511211R0000	SO-Marker-03-300-4-YL	1SET511251R0000
5	SO-Marker-03-300-5-WH	1SET511212R0000	SO-Marker-03-300-5-YL	1SET511252R0000
6	SO-Marker-03-300-6-WH	1SET511213R0000	SO-Marker-03-300-6-YL	1SET511253R0000
7	SO-Marker-03-300-7-WH	1SET511214R0000	SO-Marker-03-300-7-YL	1SET511221R0000
8	SO-Marker-03-300-8-WH	1SET511215R0000	SO-Marker-03-300-8-YL	1SET511255R0000
9	SO-Marker-03-300-9-WH	1SET511216R0000	SO-Marker-03-300-9-YL	1SET511256R0000

Printed Character	Colour	Description	Part Number
0	Black	SO-Marker-03-300-0-BK	1SET511257R0000
1	Brown	SO-Marker-03-300-1-BR	1SET511258R0000
2	Red	SO-Marker-03-300-2-RD	1SET511259R0000
3	Orange	SO-Marker-03-300-3-OR	1SET511260R0000
5	Green	SO-Marker-03-300-5-GN	1SET511261R0000
6	Blue	SO-Marker-03-300-6-BL	1SET511262R0000
7	Purple	SO-Marker-03-300-7-PR	1SET511263R0000
8	Gray	SO-Marker-03-300-8-GR	1SET511264R0000



CABLE-TIE-ON PRE-PRINTED MARKERS

Wire and cable identification applied using cable ties

The ENTRELEC Cable-Tie-On Markers are designed to offer flexibility with wire and cable identification. Each marker is designed to be accurately positioned onto a carrier strip and attached to the substrate using cable ties, this provides compatibility with multiple wire sizes. Made from Self-extinguishing PVC these are a cost-effective solution for many identification applications.



SPEED UP YOUR PROJECTS

Pre-Printed

No need for printers, ribbons and software. Markers are Pre-printed for easy and quick application.

Compact design

Fit perfectly onto carrier strip allowing 1 – 18 markers to be installed. Tie carrier strip to wire using common cable tie.

Easy identification

Kit available with pre-printed numbers, letters, pre-printed numbers, letters, common signs and carrier strips. Find and use the required marker quickly and easily.



EASY TO INSTALL

Visual control

Tie onto different wire sizes using cable ties.

Strong and safe

Made from Self-extinguishing plasticized PVC material.

Always perfect

Elliptical marker profile allows easy and accurate fitting to carrier strips.



FOR ALL YOUR NEEDS

3 carrier lengths

Apply up to 7, 12, or 18 markers on the carrier to complete identification needs

Large wire size range

Choose you cable tie length as required for wire or cable bundle diameter.

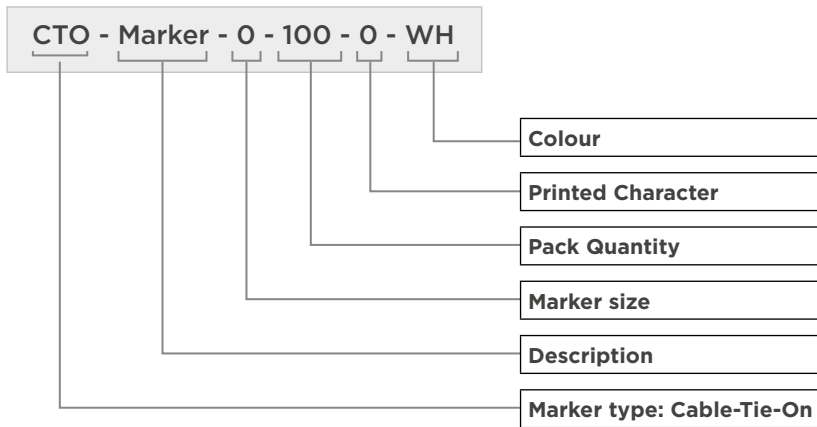
Extreme conditions

Resist to an ambient temperature range from -45°C to 70°C.

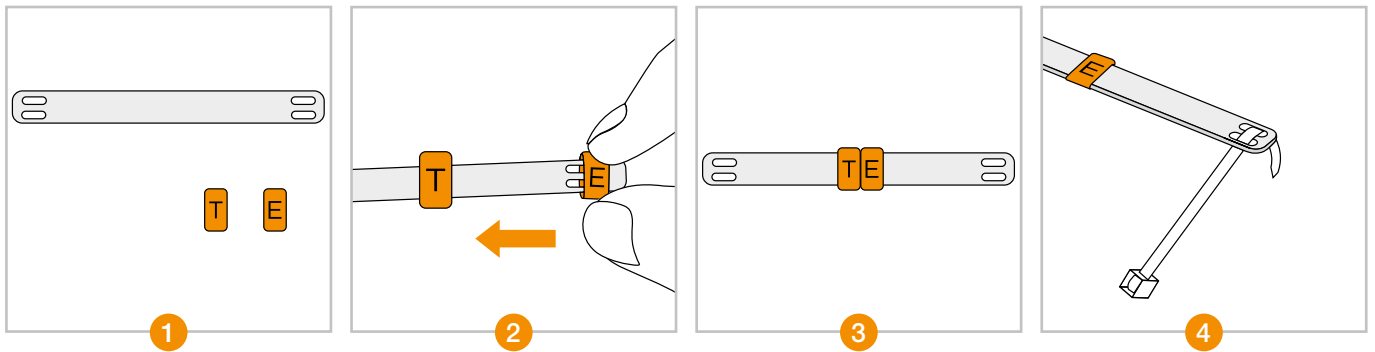
Resistant to key Industrial fluid. RoHS and REACH compliance.



ORDERING DESCRIPTION SYSTEM



MOUNTING INSTRUCTIONS



PRODUCT ORDERING INFORMATION



Black Carrier strip for markers

- Carrier length: 66/97/134 mm
- Carrier height: 9.5 mm
- Packing: 500 & 250 per bags

Description	Part Number
CTO-Carrier-500-7	1SET512170R0000
CTO-Carrier-500-12	1SET512171R0000
CTO-Carrier-250-18	1SET512172R0000



Markers kit

- Characters: A-Z, 0-9 symbols +, -, /, earth, Dot, Blank
- Character total quantity: 4200 pieces (42 types of characters x 100)



White color / Printed black

Description	Part Number
CTO-Kit-4200-WH	1SET512000R0000



Yellow color / Printed black

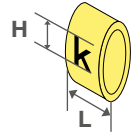
Description	Part Number
CTO-Kit-4200-YL	1SET512001R0000



CTO Cable-tie-on pre-printed markers



- L (Marker Width): 6 mm
- H (Character Height): 4 mm
- Packing: 100 per bags



White color / Printed black



Yellow color / Printed black

Printed Character	Description	Part Number		Description	Part Number
A	CTO-Marker-0-100-A-WH	1SET512012R0000		CTO-Marker-0-100-A-YL	1SET512096R0000
B	CTO-Marker-0-100-B-WH	1SET512013R0000		CTO-Marker-0-100-B-YL	1SET512097R0000
C	CTO-Marker-0-100-C-WH	1SET512014R0000		CTO-Marker-0-100-C-YL	1SET512098R0000
D	CTO-Marker-0-100-D-WH	1SET512015R0000		CTO-Marker-0-100-D-YL	1SET512099R0000
E	CTO-Marker-0-100-E-WH	1SET512016R0000		CTO-Marker-0-100-E-YL	1SET512100R0000
F	CTO-Marker-0-100-F-WH	1SET512017R0000		CTO-Marker-0-100-F-YL	1SET512101R0000
G	CTO-Marker-0-100-G-WH	1SET512018R0000		CTO-Marker-0-100-G-YL	1SET512102R0000
H	CTO-Marker-0-100-H-WH	1SET512019R0000		CTO-Marker-0-100-H-YL	1SET512103R0000
I	CTO-Marker-0-100-I-WH	1SET512020R0000		CTO-Marker-0-100-I-YL	1SET512104R0000
J	CTO-Marker-0-100-J-WH	1SET512021R0000		CTO-Marker-0-100-J-YL	1SET512105R0000
K	CTO-Marker-0-100-K-WH	1SET512022R0000		CTO-Marker-0-100-K-YL	1SET512106R0000
L	CTO-Marker-0-100-L-WH	1SET512023R0000		CTO-Marker-0-100-L-YL	1SET512107R0000
M	CTO-Marker-0-100-M-WH	1SET512024R0000		CTO-Marker-0-100-M-YL	1SET512108R0000
N	CTO-Marker-0-100-N-WH	1SET512025R0000		CTO-Marker-0-100-N-YL	1SET512109R0000
O	CTO-Marker-0-100-O-WH	1SET512026R0000		CTO-Marker-0-100-O-YL	1SET512110R0000
P	CTO-Marker-0-100-P-WH	1SET512027R0000		CTO-Marker-0-100-P-YL	1SET512111R0000
Q	CTO-Marker-0-100-Q-WH	1SET512028R0000		CTO-Marker-0-100-Q-YL	1SET512112R0000
R	CTO-Marker-0-100-R-WH	1SET512029R0000		CTO-Marker-0-100-R-YL	1SET512113R0000
S	CTO-Marker-0-100-S-WH	1SET512030R0000		CTO-Marker-0-100-S-YL	1SET512114R0000
T	CTO-Marker-0-100-T-WH	1SET512031R0000		CTO-Marker-0-100-T-YL	1SET512115R0000
U	CTO-Marker-0-100-U-WH	1SET512032R0000		CTO-Marker-0-100-U-YL	1SET512116R0000
V	CTO-Marker-0-100-V-WH	1SET512033R0000		CTO-Marker-0-100-V-YL	1SET512117R0000
W	CTO-Marker-0-100-W-WH	1SET512034R0000		CTO-Marker-0-100-W-YL	1SET512118R0000
X	CTO-Marker-0-100-X-WH	1SET512035R0000		CTO-Marker-0-100-X-YL	1SET512119R0000
Y	CTO-Marker-0-100-Y-WH	1SET512036R0000		CTO-Marker-0-100-Y-YL	1SET512120R0000
Z	CTO-Marker-0-100-Z-WH	1SET512037R0000		CTO-Marker-0-100-Z-YL	1SET512121R0000
+	CTO-Marker-0-100-(PLS)-WH	1SET512038R0000		CTO-Marker-0-100-(PLS)-YL	1SET512122R0000
-	CTO-Marker-0-100-(MIN)-WH	1SET512039R0000		CTO-Marker-0-100-(MIN)-YL	1SET512123R0000
/	CTO-Marker-0-100-(SLH)-WH	1SET512040R0000		CTO-Marker-0-100-(SLH)-YL	1SET512124R0000
±	CTO-Marker-0-100-(ETH)-WH	1SET512041R0000		CTO-Marker-0-100-(ETH)-YL	1SET512125R0000
.	CTO-Marker-0-100-(DOT)-WH	1SET512042R0000		CTO-Marker-0-100-(DOT)-YL	1SET512126R0000
	CTO-Marker-0-100-(blank)-WH	1SET512043R0000		CTO-Marker-0-100-(blank)-YL	1SET512127R0000
0	CTO-Marker-0-100-0-WH	1SET512002R0000		CTO-Marker-0-100-0-YL	1SET512086R0000
1	CTO-Marker-0-100-1-WH	1SET512003R0000		CTO-Marker-0-100-1-YL	1SET512087R0000
2	CTO-Marker-0-100-2-WH	1SET512004R0000		CTO-Marker-0-100-2-YL	1SET512088R0000
3	CTO-Marker-0-100-3-WH	1SET512005R0000		CTO-Marker-0-100-3-YL	1SET512089R0000
4	CTO-Marker-0-100-4-WH	1SET512006R0000		CTO-Marker-0-100-4-YL	1SET512090R0000
5	CTO-Marker-0-100-5-WH	1SET512007R0000		CTO-Marker-0-100-5-YL	1SET512091R0000
6	CTO-Marker-0-100-6-WH	1SET512008R0000		CTO-Marker-0-100-6-YL	1SET512092R0000
7	CTO-Marker-0-100-7-WH	1SET512009R0000		CTO-Marker-0-100-7-YL	1SET512093R0000
8	CTO-Marker-0-100-8-WH	1SET512010R0000		CTO-Marker-0-100-8-YL	1SET512094R0000
9	CTO-Marker-0-100-9-WH	1SET512011R0000		CTO-Marker-0-100-9-YL	1SET512095R0000



WARNING AND ELECTRICAL SYMBOLS LABEL KITS

The Entrelec label kits are a selection of popular pre-printed symbols for the electrical panel installations and other similar uses. This group of labels is permanent self-adhesive indicator labels.

Warning and electrical symbols are available in multiple colors and designs that conform with IEC 60417 (Electrical Symbols) and ISO 7010-W012 (Warning Signs). All labels are made of a high quality, flexible vinyl base material for tough performance with a strong permanent acrylic adhesive.

The labels construction allows the use in many industrial applications such as electrical cabinets.

Labels are supplied in handy pocket size convenient booklet, which can be easily stored or hung above the workshop bench.



USER FRIENDLY

- Labels assortment for complete application fit: 3phases, DC power supply and voltage warning
- Easy to use: Pocket size, can be hung above the workshop table or on the wall with other assembly tools
- Preprinted labels ready to use: no printing system required
- Easy to store and display



FOR ALL YOUR NEEDS

- Compliant with IEC 60417 (Electrical Symbols) and ISO 7010-W012 (Warning Signs)
- PVC material that fit most kind of surfaces
- Permanent adhesive for long lasting labelling meeting industry standards



APPLICATIONS

- Ideal for identification, installation and maintenance work
- Electrical Cabinets
- Industrial applications
- 3 phases motor application
- DC applications
- Voltage Warning





FEATURES

- PVC labels
- Self adhesive labels
- Preprinted labels
- Label assortment
- Booklet packing
- Packing to hung
- High resistance to aggressive fluids


BENEFITS

- Long lasting labelling to meet industry standard
- Ready to use product - no configuration / print system required
- All in 1 pack. Assortment that fit the customer needs
- Easy to store and use
- Always on hand labelling
- Multiple colors and designs

PART NUMBER LIST

TCPN	TCPN Description	Label symbols	Label symbols assortment description	Label dimensions		Packing	
				mm	in	No. of labels per Kit	No. of labels per packing (10 Kits per bag)
1SET530001R0000	LB-KIT-WARNING-25-150		150 x voltage warning	25	0.984	150	1500
1SET530002R0000	LB-KIT-WARNING-50-150		150 x voltage warning	50	1.969	150	1500
1SET530003R0000	LB-KIT-ELEC-3PHASES-12-300		60 x L1 / L2 / L3 / N / Ground	Ø 12.5	Ø0.492	300	3000
1SET530004R0000	LB-KIT-ELEC-DC-12-300		100 x "+" / "-" / "ground"	Ø 12.5	Ø0.492	300	3000

Find more technical details about shelf life and durability performance in our Technical data sheet TTDS-280 on [TE.com](#)



ISW IPX8 INSTANT CONNECTORS ISW

IDC technology

Connection capacity: from 0.75 to 4 mm² - 18 to 12 AWG

IPX8 are the fastest, easiest and most convenient wire connectors in the industry for Indoor and outdoor installations. The IDC (Insulation Displacement Technology) allows the installer the convenience of not having to prepare the wire before installation. Simply pick the correct connector for the wire gauge selected and crimp the terminal using a standard set of pliers by pushing the button to complete the process.



SPEED UP YOUR PROJECTS

Instant Connection

Save installation time and eliminate the need to pre-strip wires with insulation displacement auto-dénudante technology.

No special tool required

All installation connectors allow for push button termination using a common pair of pliers.

Easy wire size identification

Red, yellow & blue color coded termination buttons take the guess work out of matching wire size to appropriate connector.



EASY TO INSTALL

Independent connections

Easy factory or field installation using independent left and right side push button termination.

Visual control

The design includes a clear body material for visual inspection of the connection.

Easy to assemble together

Flexibility in multi-pair termination design with stacking feature.



FOR ALL YOUR NEEDS

Protection against water and dust

The gel inside the connectors gives an IPX8 Ingress Protection (2 hours, 1 m under water).

Large wire size range

Connection capacity from 0.75 to 4 mm² (18 to 12 AWG) and connectors with mixed cross-sections.

Large temperature range

Resist to an ambient temperature from -40°C to 75°C.
Operating temperature between -40°C and 105°C.



ISW IPX8 Instant connectors

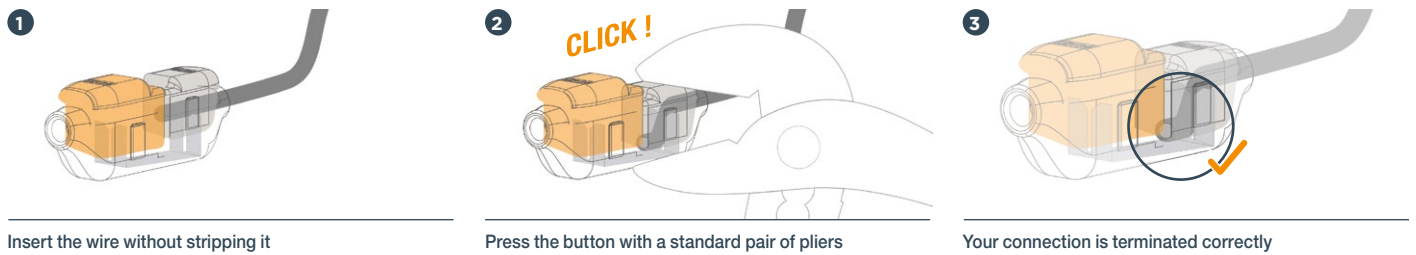
Product ordering information

INPUT*		OUTPUT*				Rated Voltage		Rated Current / Cross Section		Dimensions (mm)				
Cross Section mm ²	Color	Cross Section mm ²	Color	IP	Part Number	Type	IEC	UL	IEC	UL	Width	Length	Height	Pkg
2.5...4	14...12	Yellow	2.5...4	14...12	Yellow	1SET212001R0000	ISW40-40-L							50
2.5...4	14...12	Yellow	1.5...2.5	16...14	Blue	1SET212002R0000	ISW40-25-L							50
2.5...4	14...12	Yellow	0.75...1.5	18...16	Red	1SET212003R0000	ISW40-15-L	600 V	600 V	4 mm ² : 20 A	12 AWG: 20 A	12.8	48	21.3
1.5...2.5	16...14	Blue	0.75...1.5	18...16	Red	1SET212004R0000	ISW25-15-L			2.5 mm ² : 15 A	14 AWG: 15 A			50
0.75...1.5	18...16	Red	0.75...1.5	18...16	Red	1SET212005R0000	ISW15-15-L			1.5 mm ² : 15 A	16 AWG: 15 A			50
			0.75...1.5	18...16	Red					0.75 mm ² : 10 A	18 AWG: 10 A			50

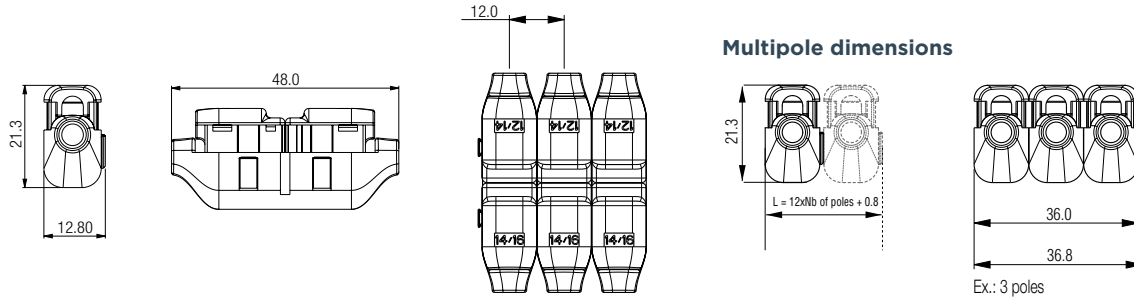
* Diamètre maximal des câbles des conducteurs			
Couleur	Yellow	Blue	Red
Diam. Max. (mm)	4.5	4	3.5

Flexible without ferrule	Flexible with insulated ferrule	Rigid Solid	Rigid Stranded
IEC V-K (class 5/6)	IEC V-K (class 5/6)	IEC V-U (class 1), UL solid	IEC V-R (class 2), UL class B/C

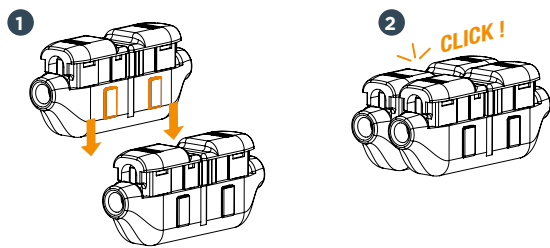
Mounting Instructions



Dimensions




Assembling instructions



Product Compliance / Approvals

- IEC 60998-2-3
- UL 486C
- CSA C22.2 No. 188-13



ISP PUSH-IN CONNECTORS

PUSH-IN Technology

Connection capacity: from 0.5 to 2.5 mm² - 22 to 12 AWG

The ENTRELEC push-in connectors are perfect for all indoor applications. The push-in technology reduces the connection time and the compact design ease the installation in tight spaces.

The connectors are compatible with 0.5 to 2.5 mm² (22 to 12 AWG) solid wires and the clear body provides visual control of the termination.

The color-coding ease the identification of the 5 products sizes, from 2 to 6 positions.



SPEED UP YOUR PROJECTS

Push-in Connection

Save 50% installation time compare to screw technology.

Easy and quick insertion for rigid and solid wires.

Compact design

Fit perfectly in very tight spaces, ideal for all junction boxes.

Easy identification

Find the right connector size quickly thanks to the color coding.



SECURED INSTALLATION

Visual control

Transparent housing to verify proper conductor insertion.

Easy testing

Easy factory or field control with the test slot for voltage testing.

Always perfect

Stripping guide at the back of all connectors to respect the 11 mm / 0.43 in for each wire.



FOR ALL YOUR NEEDS

Up to 6 wires connected together

Connectors available with 2, 3, 4, 5 and 6 connections.

Large wire size range

Connection capacity from 0.5 to 2.5 mm² (22 to 12 AWG) for rigid and solid wire only.

Extreme conditions

Resist to a high ambient temperature. Polycarbonate, flame retardant (UL94-V0).



ISP Push-in connectors

Product ordering information

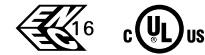
Description	Color	Type	Part Number	Pkg Qty	Weight (1 pce) g
Connecteur rapide Push-in					
2 Connections	Red	ISP025-2	1SET211001R0000	100	1.00
3 Connections	Orange	ISP025-3	1SET211002R0000	100	1.20
4 Connections	Yellow	ISP025-4	1SET211003R0000	100	1.60
5 Connections	Black	ISP025-5	1SET211004R0000	100	2.00
6 Connections	Purple	ISP025-6	1SET211005R0000	100	2.40

Main technical data

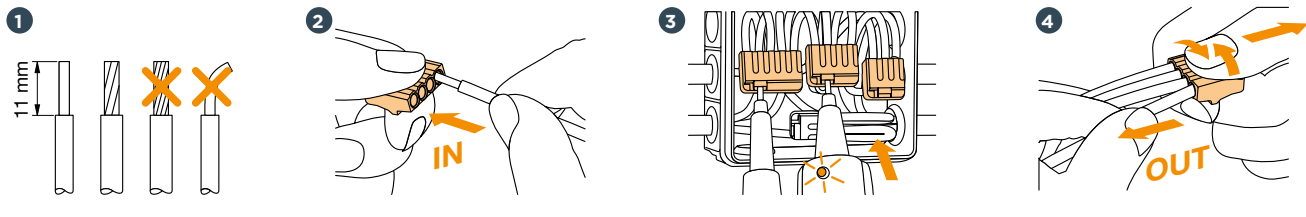
Connecting capacity		IEC	UL - CSA
1 conducteur per clamp only	Rigid - Solid	0.5 ... 2.5 mm ²	22 ... 12 AWG
	Flexible	-	-
	With non insulated ferrule	-	-
	With insulated ferrule	-	-
Rated current / Rated cross section		24 A / 2.5 mm ²	20 A / 12 AWG
Rated voltage		450 V	600 V building wiring
			1000 V signs and luminaries
Maximum ambient temperature		85 °C	105 °C
Protection		IP20	

Product Compliance / Approvals

- IEC 60998-1 & IEC 60998-2-2
- UL 486C
- CSA C22.2 No. 188-13

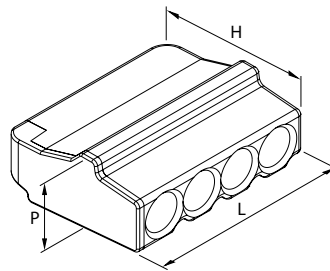


Mounting Instructions



Dimensions (mm)

Type	Length (L) mm	Height (H) mm	Depth (P) mm
ISP025-2	10.5	16.0	7.9
ISP025-3	14.9		
ISP025-4	19.3		
ISP025-5	23.7		
ISP025-6	28.1		



Index

Part Number	Type	Page	Part Number	Type	Page	Part Number	Type	Page
1SET111001R0000	WF003-08-GN	33	1SET121001R0000	RT015-020-V	37	1SET131019R0000	SD015-025-N	41
1SET111002R0000	WF005-08-WH	33, 34	1SET121002R0000	RT015-030-V	37	1SET131020R0000	SD015-030-N	41
1SET111003R0000	WF007-08-BL	33	1SET121003R0000	RT015-035-V	37	1SET131021R0000	SD015-035-N	41
1SET111004R0000	WF007-12-BL	33	1SET121004R0000	RT015-040-V	37	1SET131022R0000	SD015-040-N	41
1SET111005R0000	WF010-08-RD	33, 34	1SET121005R0000	RT015-050-V	37	1SET131023R0000	SD015-10S-N	41
1SET111006R0000	WF010-12-RD	33, 34	1SET121006R0000	RT015-060-V	37	1SET131024R0000	SD025-025-N	41
1SET111007R0000	WF015-08-BK	33, 34	1SET121007R0000	RT015-080-V	37	1SET131025R0000	SD025-035-N	41
1SET111008R0000	WF015-12-BK	33, 34	1SET121008R0000	RT015-100-V	37	1SET131026R0000	SD025-040-N	41
1SET111009R0000	WF015-18-BK	33, 34	1SET121009R0000	RT025-035-V	37	1SET131027R0000	SD025-10S-N	41
1SET111010R0000	WF025-08-GR	11, 15, 19, 20, 33	1SET121010R0000	RT025-040-V	37	1SET131028R0000	SD025-060-N	41
1SET111011R0000	WF025-12-GR	33	1SET121011R0000	RT025-050-V	37	1SET131029R0000	SD060-035-N	41
1SET111012R0000	WF025-18-GR	33	1SET121012R0000	RT025-060-V	37	1SET131030R0000	SD060-040-N	41
1SET111013R0000	WF040-10-OR	33	1SET121013R0000	RT025-080-V	37	1SET131031R0000	SD060-10S-N	41
1SET111014R0000	WF040-12-OR	11, 15, 19, 20, 33	1SET121014R0000	RT025-100-V	37	1SET131032R0000	SD060-060-N	41
1SET111015R0000	WF040-18-OR	33	1SET121015R0000	RT060-035-V	37	1SET132001R0000	SDF015-035-V	37
1SET111016R0000	WF060-12-GN	11, 15, 33	1SET121016R0000	RT060-040-V	37	1SET132002R0000	SDF015-040-V	37
1SET111017R0000	WF060-18-GN	33	1SET121017R0000	RT060-050-V	37	1SET132003R0000	SDF015-050-V	37
1SET111018R0000	WF100-12-BR	11, 15, 33	1SET121018R0000	RT060-060-V	37	1SET132004R0000	SDF025-035-V	37
1SET111019R0000	WF100-18-BR	33	1SET121019R0000	RT060-080-V	37	1SET132005R0000	SDF025-040-V	37
1SET111020R0000	WF160-12-IV	11, 15, 33	1SET121020R0000	RT060-100-V	37	1SET132006R0000	SDF025-050-V	37
1SET111021R0000	WF160-18-IV	33	1SET121021R0000	RT060-120-V	37	1SET132007R0000	SDF060-035-V	37
1SET111022R0000	WF250-16-BK	33, 34	1SET121022R0000	RT060-100-V	37	1SET132008R0000	SDF060-040-V	37
1SET111023R0000	WF250-22-BK	33, 34	1SET121023R0000	RT003-020-N	41	1SET132009R0000	SDF060-050-V	37
1SET111024R0000	WF350-16-RD	15, 33, 34	1SET121024R0000	RT003-025-N	41	1SET133001R0000	SDS015-025-V	38
1SET111025R0000	WF500-20-BL	15, 33, 34	1SET121025R0000	RT003-035-N	41	1SET133002R0000	SDS015-030-V	38
1SET111026R0000	WF003-08-TR	34	1SET121026R0000	RT003-040-N	41	1SET133003R0000	SDS015-035-V	38
1SET111027R0000	WF007-08-GR	34	1SET121027R0000	RT003-10S-N	41	1SET133004R0000	SDS015-040-V	38
1SET111028R0000	WF007-12-GR	34	1SET121028R0000	RT015-020-N	41	1SET133005R0000	SDS015-050-V	38
1SET111029R0000	WF025-08-BL	11, 15, 19, 20, 34	1SET121029R0000	RT015-025-N	41	1SET133006R0000	SDS025-035-V	38
1SET111030R0000	WF025-12-BL	34	1SET121030R0000	RT015-035-N	41	1SET133007R0000	SDS025-040-V	38
1SET111031R0000	WF025-18-BL	34	1SET121031R0000	RT015-040-N	41	1SET133008R0000	SDS025-050-V	38
1SET111032R0000	WF040-10-GR	34	1SET121032R0000	RT015-10S-N	41	1SET133009R0000	SDS060-035-V	38
1SET111033R0000	WF040-12-GR	11, 15, 19, 20, 34	1SET121033R0000	RT015-050-N	41	1SET133010R0000	SDS060-040-V	38
1SET111034R0000	WF040-18-GR	34	1SET121034R0000	RT015-080-N	41	1SET133011R0000	SDS060-050-V	38
1SET111035R0000	WF060-12-YL	11, 15, 34	1SET121035R0000	RT015-080-N	41	1SET133012R0000	SDS003-035-N	42
1SET111036R0000	WF060-18-YL	34	1SET121036R0000	RT015-38S-N	41	1SET133013R0000	SDS015-025-N	42
1SET111037R0000	WF100-12-RD	11, 15, 34	1SET121037R0000	RT015-120-N	41	1SET133014R0000	SDS015-030-N	42
1SET111038R0000	WF100-18-RD	34	1SET121038R0000	RT025-020-N	41	1SET133015R0000	SDS015-035-N	42
1SET111039R0000	WF160-12-BL	11, 15, 34	1SET121039R0000	RT025-025-N	41	1SET133016R0000	SDS015-040-N	42
1SET111040R0000	WF160-18-BL	34	1SET121040R0000	RT025-035-N	41	1SET133017R0000	SDS015-040-N	42
1SET112001R0000	WFD005-08-WH	33, 34	1SET121041R0000	RT025-040-N	41	1SET133018R0000	SDS015-10S-N	42
1SET112002R0000	WFD007-08-BL	33	1SET121042R0000	RT025-10S-N	41	1SET133019R0000	SDS015-060-N	42
1SET112003R0000	WFD007-10-BL	33	1SET121043R0000	RT025-050-N	41	1SET133020R0000	SDS025-030-N	42
1SET112004R0000	WFD010-08-RD	33, 34	1SET121044R0000	RT025-060-N	41	1SET133021R0000	SDS025-035-N	42
1SET112005R0000	WFD015-08-BK	33, 34	1SET121045R0000	RT025-080-N	41	1SET133022R0000	SDS025-040-N	42
1SET112006R0000	WFD015-12-BK	33, 34	1SET121046R0000	RT025-38S-N	41	1SET133023R0000	SDS025-10S-N	42
1SET112007R0000	WFD025-10-GR	33	1SET121047R0000	RT025-120-N	41	1SET133024R0000	SDS025-060-N	42
1SET112008R0000	WFD025-13-GR	33	1SET121048R0000	RT060-025-N	41	1SET133025R0000	SDS060-030-N	42
1SET112009R0000	WFD040-12-OR	33	1SET121049R0000	RT060-035-N	41	1SET133026R0000	SDS060-035-N	42
1SET112010R0000	WFD060-14-GN	33	1SET121050R0000	RT060-040-N	41	1SET133027R0000	SDS060-040-N	42
1SET112011R0000	WFD007-08-GR	34	1SET121051R0000	RT060-050-N	41	1SET133028R0000	SDS060-10S-N	42
1SET112012R0000	WFD007-10-GR	34	1SET121052R0000	RT060-10S-N	41	1SET133029R0000	SDS060-060-N	42
1SET112013R0000	WFD025-10-BL	34	1SET121053R0000	RT060-060-N	41	1SET134001R0000	SDL015-035-V	38
1SET112014R0000	WFD025-13-BL	34	1SET121054R0000	RT060-080-N	41	1SET134002R0000	SDL015-040-V	38
1SET112015R0000	WFD040-12-GR	34	1SET121055R0000	RT060-38S-N	41	1SET134003R0000	SDL015-050-V	38
1SET112016R0000	WFD060-14-YL	34	1SET121056R0000	RT060-120-N	41	1SET134004R0000	SDL025-035-V	38
1SET121001R0000	RT015-020-V	37	1SET121057R0000	RT060-34S-N	41	1SET134005R0000	SDL025-040-V	38
1SET121002R0000	RT015-030-V	37	1SET121058R0000	RTM015-050-V	37	1SET134006R0000	SDL025-050-V	38
1SET121003R0000	RT015-035-V	37	1SET121059R0000	RTM025-050-V	37	1SET134007R0000	SDL060-040-V	38
1SET121004R0000	RT015-040-V	37	1SET121060R0000	SD015-025-V	37	1SET134008R0000	SDL060-050-V	38
1SET121005R0000	RT015-050-V	37	1SET121061R0000	SD015-035-V	37	1SET134009R0000	SDL015-035-N	42
1SET121006R0000	RT015-060-V	37	1SET121062R0000	SD015-040-V	37	1SET134010R0000	SDL015-040-N	42
1SET121007R0000	RT015-080-V	37	1SET121063R0000	SD015-050-V	37	1SET134011R0000	SDL015-10S-N	42
1SET121008R0000	RT015-100-V	37	1SET121064R0000	SD025-035-V	37	1SET134012R0000	SDL025-035-N	42
1SET121009R0000	RT025-035-V	37	1SET121065R0000	SD025-040-V	37	1SET134013R0000	SDL025-040-N	42
1SET121010R0000	RT025-040-V	37	1SET121066R0000	SD025-050-V	37	1SET134014R0000	SDL025-10S-N	42
1SET121011R0000	RT025-050-V	37	1SET121067R0000	SD060-045-V	37	1SET134015R0000	SDL060-040-N	42
1SET121012R0000	RT025-060-V	37	1SET121068R0000	SD060-050-V	37	1SET134016R0000	SDL060-10S-N	42
1SET121013R0000	RT025-080-V	37	1SET121069R0000	SD060-060-V	37	1SET141002R0000	SP015	38
1SET121014R0000	RT025-100-V	37	1SET121070R0000	SD003-025-N	41	1SET141003R0000	SP025	38
1SET121015R0000	RT060-035-V	37	1SET121071R0000	SD015-020-N	41	1SET141004R0000	SP060	38
1SET121016R0000	RT060-040-V	37	1SET121072R0000					
1SET121017R0000	RT060-050-V	37	1SET121073R0000					
1SET121018R0000	RT060-060-V	37	1SET121074R0000					
1SET121019R0000	RT060-080-V	37	1SET121075R0000					
1SET121020R0000	RT060-100-V	37	1SET121076R0000					
1SET121021R0000	RT060-120-V	37	1SET121077R0000					
1SET121022R0000	RT060-100-V	37	1SET121078R0000					
1SET121023R0000	RT003-020-N	41	1SET121079R0000					
1SET121024R0000	RT003-025-N	41	1SET121080R0000					
1SET121025R0000	RT003-035-N	41	1SET121081R0000					
1SET121026R0000	RT003-040-N	41	1SET121082R0000					
1SET121027R0000	RT003-10S-N	41	1SET121083R0000					
1SET121028R0000	RT015-020-N	41	1SET121084R0000					
1SET121029R0000	RT015-025-N	41	1SET121085R0000					
1SET121030R0000	RT015-035-N	41	1SET121086R0000					
1SET121031R0000	RT015-040-N	41	1SET121087R0000					
1SET121032R0000	RT015-10S-N	41	1SET121088R0000					
1SET121033R0000	RT015-050-N	41	1SET121089R0000					
1SET121034R0000	RT015-080-N	41	1SET121090R0000					
1SET121035R0000	RT015-080-N	41	1SET121091R0000					
1SET121036R0000	RT015-38S-N	41	1SET121092R0000					
1SET121037R0000	RT015-120-N	41	1SET121093R0000					
1SET121038R0000	RT025-020-N	41	1SET121094R0000					
1SET121039R0000	RT025-025-N	41	1SET121095R0000					
1SET121040R0000	RT025-035-N	41	1SET121096R0000					
1SET121041R0000	RT025-040-N	41	1SET121097R0000					
1SET121042R0000	RT025-10S-N	41	1SET121098R0000					
1SET121043R0000	RT025-050-N	41	1SET121099R0000					
1SET121044R0000	RT025-060-N	41	1SET121100R0000					
1SET121045R0000	RT025-080-N	41	1SET121101R0000					
1SET121046R0000	RT025-38S-N	41	1SET121102R0000					
1SET121047R0000	RT025-120-N	41	1SET121103R0000					
1SET121048R0000	RT060-025-N	41	1SET122001R0000					
1SET121049R0000	RT060-035-N	41	1SET122002R0000					
1SET121050R0000	RT060-040-N	41	1SET122003R0000					
1SET121051R0000	RT060-050-N	41	1SET122004R0000					
1SET121052R0000	RT060-10S-N	41	1SET122005R0000					
1SET121053R0000	RT060-060-N	41	1SET122006R0000					
1SET121100R0000	RT060-080-N	41	1SET131001R0000					
1SET121101R0000	RT060-38S-N	41	1SET131002R0000					
1SET121102R0000	RT060-120-N	41	1SET131003R0000					

Index

Part Number	Type	Page	Part Number	Type	Page	Part Number	Type	Page
1SET141013R0000	SP003-N	43	1SET164005R0000	SPI025-N	44	1SET411313R0000	WD-1-RT-1008	49, 51
1SET141014R0000	SP015-N	43	1SET164006R0000	SPR025-N	44	1SET411314R0000	WD-1-RT-1001	49, 51
1SET141015R0000	SP025-N	43	1SET165001R0000	PB015-N	44	1SET411315R0000	WD-1-RT-1208	49, 51
1SET141016R0000	SP060-N	43	1SET165002R0000	PB-025-N	44	1SET411316R0000	WD-1-RT-1201	49, 51
1SET141017R0000	SP025-005-N	43	1SET211001R0000	ISP025-2	71	1SET411401R0000	WD-1-TL-0001	49
1SET141018R0000	SP060-005-N	43	1SET211002R0000	ISP025-3	71	1SET411402R0000	WD-1-TL-0002	49
1SET141019R0000	SP060-025-N	43	1SET211003R0000	ISP025-4	71	1SET411403R0000	WD-1-TL-0003	49, 51
1SET151001R0000	WP015-V-R1	38	1SET211004R0000	ISP025-5	71	1SET411404R0000	WD-1-TL-0004	49, 51
1SET151002R0000	WP015-V	38	1SET211005R0000	ISP025-6	71	1SET411407R0000	WD-1-TL-0007	49
1SET151003R0000	WP025-V-R1	38	1SET212001R0000	ISW40-40-L	69	1SET511177R0000	SO-Marker-03-300-A-WH	62
1SET151004R0000	WP025-V	38	1SET212002R0000	ISW40-25-L	69	1SET511178R0000	SO-Marker-03-300-B-WH	62
1SET151005R0000	WP060-V	38	1SET212003R0000	ISW40-15-L	69	1SET511179R0000	SO-Marker-03-300-C-WH	62
1SET151006R0000	WP003-N	43	1SET212004R0000	ISW25-15-L	69	1SET511180R0000	SO-Marker-03-300-D-WH	62
1SET151007R0000	WP015-N-R1	43	1SET212005R0000	ISW15-15-L	69	1SET511181R0000	SO-Marker-03-300-E-WH	62
1SET151008R0000	WP015-N	43	1SET411001R0000	WD-1-DP-GR1001	47, 50	1SET511182R0000	SO-Marker-03-300-F-WH	62
1SET151009R0000	WP025-N-R1	43	1SET411002R0000	WD-1-DP-GR1001	47, 50	1SET511183R0000	SO-Marker-03-300-G-WH	62
1SET151010R0000	WP025-N	43	1SET411003R0000	WD-1-DP-GR1001	47, 50	1SET511184R0000	SO-Marker-03-300-H-WH	62
1SET151011R0000	WP060-N-R1	43	1SET411004R0000	WD-1-DP-GR1001	47, 50	1SET511185R0000	SO-Marker-03-300-I-WH	62
1SET151012R0000	WP060-N	43	1SET411005R0000	WD-1-DP-GR1001	47, 50	1SET511186R0000	SO-Marker-03-300-J-WH	62
1SET152001R0000	WPF015-V	38	1SET411006R0000	WD-1-DP-GR1001	47, 50	1SET511187R0000	SO-Marker-03-300-K-WH	62
1SET152002R0000	WPF025-V	38	1SET411007R0000	WD-1-DP-GR1001	47, 50	1SET511188R0000	SO-Marker-03-300-L-WH	62
1SET152003R0000	WPF060-V	38	1SET411008R0000	WD-1-DP-GR1001	47, 50	1SET511189R0000	SO-Marker-03-300-M-WH	62
1SET152004R0000	WPF015-N	43	1SET411009R0000	WD-1-DP-GR2540	47, 50	1SET511190R0000	SO-Marker-03-300-N-WH	62
1SET152005R0000	WPF025-N	43	1SET411010R0000	WD-1-DP-GR2560	47, 50	1SET511191R0000	SO-Marker-03-300-P-WH	62
1SET152006R0000	WPF060-N	43	1SET411011R0000	WD-1-DP-GR2580	47, 50	1SET511192R0000	SO-Marker-03-300-Q-WH	62
1SET161001R0000	FOT010-635-N	44	1SET411012R0000	WD-1-DP-GR4010	47, 50	1SET511193R0000	SO-Marker-03-300-R-WH	62
1SET161002R0000	FOT025-635-N	44	1SET411013R0000	WD-1-DP-GR4040	47, 50	1SET511194R0000	SO-Marker-03-300-S-WH	62
1SET161003R0000	FOT060-635-N	44	1SET411014R0000	WD-1-DP-GR4060	47, 50	1SET511195R0000	SO-Marker-03-300-T-WH	62
1SET161004R0000	SPT-635-N	44	1SET411015R0000	WD-1-DP-GR4080	47, 50	1SET511196R0000	SO-Marker-03-300-U-WH	62
1SET161005R0000	SPT-635-N-R1	44	1SET411016R0000	WD-1-DP-GR6010	47, 50	1SET511197R0000	SO-Marker-03-300-V-WH	62
1SET161006R0000	SPT-635-N-R2	44	1SET411017R0000	WD-1-DP-GR6040	47, 50	1SET511198R0000	SO-Marker-03-300-W-WH	62
1SET162001R0000	FO005-635-N	43	1SET411018R0000	WD-1-DP-GR6060	47, 50	1SET511199R0000	SO-Marker-03-300-X-WH	62
1SET162002R0000	FO015-635-N	43	1SET411019R0000	WD-1-DP-GR6080	47, 50	1SET512000R0000	SO-Marker-03-300-Y-WH	62
1SET162003R0000	FO025-635-N	43	1SET411020R0000	WD-1-DP-GR8010	47, 50	1SET512001R0000	SO-Marker-03-300-Z-WH	62
1SET162004R0000	FO025-635-N-R1	43	1SET411021R0000	WD-1-DP-GR8040	47, 50	1SET512002R0000	SO-Marker-03-300-(DOT)-WH	62
1SET162005R0000	FO060-635-N	43	1SET411022R0000	WD-1-DP-GR8060	47, 50	1SET512003R0000	SO-Marker-03-300-(ETH)-WH	62
1SET162006R0000	FO060-635-N-R1	43	1SET411023R0000	WD-1-DP-GR8080	47, 50	1SET512004R0000	SO-Marker-03-300-(MIN)-WH	62
1SET162007R0000	FOF010-635-N	43	1SET411101R0000	WD-1-DH-GR2530	48, 50	1SET512005R0000	SO-Marker-03-300-(PLS)-WH	62
1SET162008R0000	FOF015-635-N	43	1SET411102R0000	WD-1-DH-GR2540	48, 50	1SET512006R0000	SO-Marker-03-300-(SLH)-WH	62
1SET162009R0000	FO005-500-N-R1	43	1SET411103R0000	WD-1-DH-GR2560	48, 50	1SET512007R0000	SO-Marker-03-300-0-WH	62
1SET162010R0000	FO005-500-N	43	1SET411104R0000	WD-1-DH-GR4040	48, 50	1SET512008R0000	SO-Marker-03-300-1-WH	62
1SET162011R0000	FO025-500-N-R1	43	1SET411105R0000	WD-1-DH-GR4060	48, 50	1SET512009R0000	SO-Marker-03-300-2-WH	62
1SET162012R0000	FO025-500-N	43	1SET411106R0000	WD-1-DH-GR4080	48, 50	1SET512010R0000	SO-Marker-03-300-3-WH	62
1SET162013R0000	FO002-480-N	44	1SET411107R0000	WD-1-DH-GR6040	48, 50	1SET512011R0000	SO-Marker-03-300-4-WH	62
1SET162014R0000	FO005-480-N	44	1SET411108R0000	WD-1-DH-GR6060	48, 50	1SET512012R0000	SO-Marker-03-300-5-WH	62
1SET162015R0000	FO015-480-N-R1	44	1SET411109R0000	WD-1-DH-GR6080	48, 50	1SET512013R0000	SO-Marker-03-300-6-WH	62
1SET162016R0000	FO015-480-N	44	1SET411110R0000	WD-1-DH-GR8060	48, 50	1SET512014R0000	SO-Marker-03-300-7-WH	62
1SET162017R0000	FO025-480-N-R2	44	1SET411111R0000	WD-1-DH-GR8080	48, 50	1SET512015R0000	SO-Marker-03-300-8-WH	62
1SET162018R0000	FO025-480-N-R1	44	1SET411201R0000	WD-1-CP-GR025	47	1SET512016R0000	SO-Marker-03-300-9-WH	62
1SET162019R0000	FO025-480-N	44	1SET411202R0000	WD-1-CP-GR040	47	1SET512017R0000	SO-Marker-03-300-A-YL	62
1SET162020R0000	FO005-280-N-R1	44	1SET411203R0000	WD-1-CP-GR060	47	1SET512018R0000	SO-Marker-03-300-B-YL	62
1SET162021R0000	FO005-280-N	44	1SET411204R0000	WD-1-CP-GR080	47	1SET512019R0000	SO-Marker-03-300-C-YL	62
1SET162022R0000	FO015-280-N	44	1SET411205R0000	WD-1-CP-GR100	47	1SET512020R0000	SO-Marker-03-300-D-YL	62
1SET162023R0000	FO015-280-N-R1	44	1SET411206R0000	WD-1-CP-GR120	47	1SET512021R0000	SO-Marker-03-300-E-YL	62
1SET162024R0000	FO025-280-N-R1	44	1SET411250R0000	WD-1-CH-GR025	48	1SET512022R0000	SO-Marker-03-300-F-YL	62
1SET162025R0000	FO025-280-N	44	1SET411251R0000	WD-1-CH-GR040	48	1SET512023R0000	SO-Marker-03-300-G-YL	62
1SET162026R0000	FO002-280-N	44	1SET411252R0000	WD-1-CH-GR060	48	1SET512024R0000	SO-Marker-03-300-H-YL	62
1SET162027R0000	FO015-280-N-R2	44	1SET411253R0000	WD-1-CH-GR080	48	1SET512025R0000	SO-Marker-03-300-I-YL	62
1SET162028R0000	FO015-280-N-R3	44	1SET411301R0000	WD-1-RT-4040	49, 51	1SET512026R0000	SO-Marker-03-300-J-YL	62
1SET162029R0000	FO015-280-N-R4	44	1SET411302R0000	WD-1-RT-4060	49, 51	1SET512027R0000	SO-Marker-03-300-K-YL	62
1SET162030R0000	FO025-280-N-R2	44	1SET411303R0000	WD-1-RT-6080	49, 51	1SET512028R0000	SO-Marker-03-300-L-YL	62
1SET162031R0000	FO025-280-N-R3	44	1SET411304R0000	WD-1-RT-4080	49, 51	1SET512029R0000	SO-Marker-03-300-M-YL	62
1SET163001R0000	KD015-N	43	1SET411305R0000	WD-1-RT-6040	49, 51	1SET512030R0000	SO-Marker-03-300-N-YL	62
1SET163002R0000	KD015-N-R1	43	1SET411306R0000	WD-1-RT-6060	49, 51	1SET512031R0000	SO-Marker-03-300-P-YL	62
1SET163003R0000	KD025-N	43	1SET411307R0000	WD-1-RT-6010	49, 51	1SET512032R0000	SO-Marker-03-300-Q-YL	62
1SET163004R0000	KD060-N	43	1SET411308R0000	WD-1-RT-8060	49, 51	1SET512033R0000	SO-Marker-03-300-R-YL	62
1SET164001R0000	SPI015-N	44	1SET411309R0000	WD-1-RT-1006	49, 51	1SET512034R0000	SO-Marker-03-300-S-YL	62
1SET164002R0000	SPI015-N-R1	44	1SET411310R0000	WD-1-RT-1206	49, 51	1SET512035R0000	SO-Marker-03-300-T-YL	62
1SET164003R0000	SPR015-N-R1	44	1SET411311R0000	WD-1-RT-8080	49, 51	1SET512036R0000	SO-Marker-03-300-U-YL	62
1SET164004R0000	SPR015-N	44	1SET411312R0000	WD-1-RT-8010	49, 51	1SET512037R0000	SO-Marker-03-300-V-YL	62

Index

Part Number	Type	Page	Part Number	Type	Page	Part Number	Type	Page
1SET511238R0000	SO-Marker-03-300-W-YL	62	1SET512086R0000	CTO-Marker-0-100-0-YL	65	1SET530120R0000	SBPE48-3850-YL-07	57
1SET511239R0000	SO-Marker-03-300-X-YL	62	1SET512087R0000	CTO-Marker-0-100-1-YL	65	1SET530201R0000	PLE-027015-WH-0.75	58
1SET511240R0000	SO-Marker-03-300-Y-YL	62	1SET512088R0000	CTO-Marker-0-100-2-YL	65	1SET530202R0000	PLE-027018-GY-0.625	58
1SET511241R0000	SO-Marker-03-300-Z-YL	62	1SET512089R0000	CTO-Marker-0-100-3-YL	65	1SET530203R0000	PLE-027018-WH-0.625	58
1SET511242R0000	SO-Marker-03-300-(DOT)-YL	62	1SET512090R0000	CTO-Marker-0-100-4-YL	65	1SET530204R0000	PLE-030008-WH-1	58
1SET511243R0000	SO-Marker-03-300-(ETH)-YL	62	1SET512091R0000	CTO-Marker-0-100-5-YL	65	1SET530205R0000	PLE-035009-WH-1	58
1SET511244R0000	SO-Marker-03-300-(MIN)-YL	62	1SET512092R0000	CTO-Marker-0-100-6-YL	65	1SET530206R0000	PLE-035018-GY-0.625	58
1SET511245R0000	SO-Marker-03-300-(PLS)-YL	62	1SET512093R0000	CTO-Marker-0-100-7-YL	65	1SET530207R0000	PLE-035018-WH-0.625	58
1SET511246R0000	SO-Marker-03-300-(SLH)-YL	62	1SET512094R0000	CTO-Marker-0-100-8-YL	65	1SET530208R0000	PLE-045015-GY-0.75	58
1SET511247R0000	SO-Marker-03-300-0-YL	62	1SET512095R0000	CTO-Marker-0-100-9-YL	65	1SET530209R0000	PLE-045015-WH-0.75	58
1SET511248R0000	SO-Marker-03-300-1-YL	62	1SET512096R0000	CTO-Marker-0-100-A-YL	65	1SET530210R0000	PLE-060030-GY-0.4	58
1SET511249R0000	SO-Marker-03-300-2-YL	62	1SET512097R0000	CTO-Marker-0-100-B-YL	65	1SET530211R0000	PLE-060030-WH-0.4	58
1SET511250R0000	SO-Marker-03-300-3-YL	62	1SET512098R0000	CTO-Marker-0-100-C-YL	65	1SET530212R0000	PLE-100050-GY-0.25	58
1SET511251R0000	SO-Marker-03-300-4-YL	62	1SET512099R0000	CTO-Marker-0-100-D-YL	65	1SET530213R0000	PLE-100050-WH-0.25	58
1SET511252R0000	SO-Marker-03-300-5-YL	62	1SET512100R0000	CTO-Marker-0-100-E-YL	65	1SET540000R0000	T2212-SWARE-PRINTER-E	57
1SET511253R0000	SO-Marker-03-300-6-YL	62	1SET512101R0000	CTO-Marker-0-100-F-YL	65	1SET540001R0000	PRINTER-UNIVERSAL-REEL-HOLDER	57
1SET511255R0000	SO-Marker-03-300-8-YL	62	1SET512102R0000	CTO-Marker-0-100-G-YL	65	1SET540002R0000	T200-PRINthead-E	57
1SET511256R0000	SO-Marker-03-300-9-YL	62	1SET512103R0000	CTO-Marker-0-100-H-YL	65	1SET540003R0000	T2212-PRINTER-CUTTER-E	57
1SET511257R0000	SO-Marker-03-300-0-BK	62	1SET512104R0000	CTO-Marker-0-100-I-YL	65	1SET540004R0000	T2212-PRINTER-PERFORATOR-E	57
1SET511258R0000	SO-Marker-03-300-1-BR	62	1SET512105R0000	CTO-Marker-0-100-J-YL	65	1SET540005R0000	WINTOTAL-7-DONGLE-E	57
1SET511259R0000	SO-Marker-03-300-2-RD	62	1SET512106R0000	CTO-Marker-0-100-K-YL	65	1SET540006R0000	1966-RIBBON-E	57
1SET511260R0000	SO-Marker-03-300-3-OR	62	1SET512107R0000	CTO-Marker-0-100-L-YL	65	1SET540007R0000	1966-RIBBON-NAR-E	57
1SET511261R0000	SO-Marker-03-300-5-GN	62	1SET512108R0000	CTO-Marker-0-100-M-YL	65	1SET540008R0000	TMS-RJS-RIBBON-4RPSCE-E	57
1SET511262R0000	SO-Marker-03-300-6-BL	62	1SET512109R0000	CTO-Marker-0-100-N-YL	65	1SET540009R0000	2000P-RIBBON-4TT-NAR-E	57
1SET511263R0000	SO-Marker-03-300-7-PR	62	1SET512110R0000	CTO-Marker-0-100-O-YL	65	1SET540010R0000	T300-RIBBON-WH-E	57
1SET511264R0000	SO-Marker-03-300-8-GR	62	1SET512111R0000	CTO-Marker-0-100-P-YL	65	1SET540011R0000	2000P-RIBBON-WH-NAR-E	57
1SET512000R0000	CTO-Kit-4200-WH	64	1SET512112R0000	CTO-Marker-0-100-Q-YL	65	1SET540012R0000	RIB-1976-300-110-L-9-E	57
1SET512001R0000	CTO-Kit-4200-YL	64	1SET512113R0000	CTO-Marker-0-100-R-YL	65	1SET540013R0000	RIB-1976-360-076-L-9-E	57
1SET512002R0000	CTO-Marker-0-100-0-WH	65	1SET512114R0000	CTO-Marker-0-100-S-YL	65	1SET540014R0000	T200-DR4-DRIVEROLLER-E	57
1SET512003R0000	CTO-Marker-0-100-1-WH	65	1SET512115R0000	CTO-Marker-0-100-T-YL	65	1SET540016R0000	RIB-1984-300-110-L-0-E	57
1SET512004R0000	CTO-Marker-0-100-2-WH	65	1SET512116R0000	CTO-Marker-0-100-U-YL	65	1SET540017R0000	1330-0607-10-E	57
1SET512005R0000	CTO-Marker-0-100-3-WH	65	1SET512117R0000	CTO-Marker-0-100-V-YL	65	1SNA235720R0000	HTP600 KIT	55
1SET512006R0000	CTO-Marker-0-100-4-WH	65	1SET512118R0000	CTO-Marker-0-100-W-YL	65	1SNA235721R0000	HTP600-FEEDER KIT	55
1SET512007R0000	CTO-Marker-0-100-5-WH	65	1SET512119R0000	CTO-Marker-0-100-X-YL	65	1SNA235776R0000	TAA0917	30
1SET512008R0000	CTO-Marker-0-100-6-WH	65	1SET512120R0000	CTO-Marker-0-100-Y-YL	65	1SNA235837R0000	VYT0512	30
1SET512009R0000	CTO-Marker-0-100-7-WH	65	1SET512121R0000	CTO-Marker-0-100-Z-YL	65	1SNA235844R0000	VYT0817	30
1SET512010R0000	CTO-Marker-0-100-8-WH	65	1SET512122R0000	CTO-Marker-0-100-(PLS)-YL	65	1SNF516011R0000	CBS50-2P	30
1SET512011R0000	CTO-Marker-0-100-9-WH	65	1SET512123R0000	CTO-Marker-0-100-(MIN)-YL	65	1SNF516021R0000	CBS50-2P-BL	30
1SET512012R0000	CTO-Marker-0-100-A-WH	65	1SET512124R0000	CTO-Marker-0-100-(SLH)-YL	65	1SNF516031R0000	CBS50-2P-GR	30
1SET512013R0000	CTO-Marker-0-100-B-WH	65	1SET512125R0000	CTO-Marker-0-100-(ETH)-YL	65	1SNF516111R0000	CBS50-4P	30
1SET512014R0000	CTO-Marker-0-100-C-WH	65	1SET512126R0000	CTO-Marker-0-100-(DOT)-YL	65	1SNF516121R0000	CBS50-4P-BL	30
1SET512015R0000	CTO-Marker-0-100-D-WH	65	1SET512127R0000	CTO-Marker-0-100-(blank)-YL	65	1SNF516131R0000	CBS50-4P-GR	30
1SET512016R0000	CTO-Marker-0-100-E-WH	65	1SET512170R0000	CTO-Carrier-500-7	64	1SNF526011R0000	CBS95-2P	30
1SET512017R0000	CTO-Marker-0-100-F-WH	65	1SET512171R0000	CTO-Carrier-500-12	64	1SNF526021R0000	CBS95-2P-BL	30
1SET512018R0000	CTO-Marker-0-100-G-WH	65	1SET512172R0000	CTO-Carrier-250-18	64	1SNF526031R0000	CBS95-2P-GR	30
1SET512019R0000	CTO-Marker-0-100-H-WH	65	1SET530001R0000	LB-KIT-WARNING-25-150	67	1SNF526111R0000	CBS95-4P	30
1SET512020R0000	CTO-Marker-0-100-I-WH	65	1SET530002R0000	LB-KIT-WARNING-50-150	67	1SNF526121R0000	CBS95-4P-BL	30
1SET512021R0000	CTO-Marker-0-100-J-WH	65	1SET530003R0000	LB-KIT-ELEC-3PHASES-12-300	67	1SNF526131R0000	CBS95-4P-GR	30
1SET512022R0000	CTO-Marker-0-100-K-WH	65	1SET530004R0000	LB-KIT-ELEC-DC-12-300	67	1SNF536011R0000	CBS185-2P	30
1SET512023R0000	CTO-Marker-0-100-L-WH	65	1SET530100R0000	SBPE04-0625-WH-5	57	1SNF536021R0000	CBS185-2P-BL	30
1SET512024R0000	CTO-Marker-0-100-M-WH	65	1SET530101R0000	SBPE04-0625-YL-5	57	1SNF546011R0000	CBS300-2P	30
1SET512025R0000	CTO-Marker-0-100-N-WH	65	1SET530102R0000	SBPE07-1225-WH-5	57	1SNF546021R0000	CBS300-2P-BL	30
1SET512026R0000	CTO-Marker-0-100-O-WH	65	1SET530103R0000	SBPE07-1225-YL-5	57	1SNF916710R0000	CBS50-Cover	30
1SET512027R0000	CTO-Marker-0-100-P-WH	65	1SET530104R0000	SBPE07-1225-BL-5	57	1SNF926710R0000	CBS95-Cover	30
1SET512028R0000	CTO-Marker-0-100-Q-WH	65	1SET530105R0000	SBPE07-1225-RD-5	57	1SNF936710R0000	CBS185-Cover	30
1SET512029R0000	CTO-Marker-0-100-R-WH	65	1SET530106R0000	SBPE07-1225-GN-5	57	1SNF946710R0000	CBS300-Cover	30
1SET512030R0000	CTO-Marker-0-100-S-WH	65	1SET530107R0000	SBPE12-1925-WH-3	57	1SNK140000R0000	MC512	55
1SET512031R0000	CTO-Marker-0-100-T-WH	65	1SET530108R0000	SBPE12-1925-YL-3	57	1SNK140004R0000	MC512-YL	55
1SET512032R0000	CTO-Marker-0-100-U-WH	65	1SET530109R0000	SBPE12-1925-BL-3	57	1SNK140011R0000	MC512PA 1->10 (x10) Horizontal	11, 15, 20
1SET512033R0000	CTO-Marker-0-100-V-WH	65	1SET530110R0000	SBPE12-1925-RD-3	57	1SNK140012R0000	MC512PA 1->10 (x10) Vertical	11, 15, 20
1SET512034R0000	CTO-Marker-0-100-W-WH	65	1SET530111R0000	SBPE12-1925-GN-3	57	1SNK145011R0000	MC512PA 1->100 Horizontal	11, 15, 20
1SET512035R0000	CTO-Marker-0-100-X-WH	65	1SET530112R0000	SBPE22-2525-WH-2	57	1SNK145012R0000	MC512PA 1->100 Vertical	11, 15, 20
1SET512036R0000	CTO-Marker-0-100-Y-WH	65	1SET530113R0000	SBPE22-2525-YL-2	57	1SNK150000R0000	MC612	55
1SET512037R0000	CTO-Marker-0-100-Z-WH	65	1SET530114R0000	SBPE22-2525-BL-2	57	1SNK150004R0000	MC612-YL	55
1SET512038R0000	CTO-Marker-0-100-(PLS)-WH	65	1SET530115R0000	SBPE22-2525-RD-2	57			
1SET512039R0000	CTO-Marker-0-100-(MIN)-WH	65	1SET530116R0000	SBPE22-2525-GN-2	57			
1SET512040R0000	CTO-Marker-0-100-(SLH)-WH	65	1SET530117R0000	SBPE35-3825-WH-1	57			
1SET512041R0000	CTO-Marker-0-100-(ETH)-WH	65	1SET530118R0000	SBPE35-3825-YL-1	57			
1SET512042R0000	CTO-Marker-0-100-(DOT)-WH	65	1SET530119R0000	SBPE48-3850-WH-07	57			
1SET512043R0000	CTO-Marker-0-100-(blank)-WH	65						

Index

Part Number	Type	Page	Part Number	Type	Page	Part Number	Type	Page
1SNK150011R0000	MC612PA 1->10 (x10) Horizontal	11, 15, 20	1SNK705550R0000	ZK2.5-T1-PE	11	1SNK805913R0000	EDK2.5-D	19
1SNK150012R0000	MC612PA 1->10 (x10) Vertical	11, 15, 20	1SNK705910R0000	EK2.5	11	1SNK805914R0000	EDK2.5-21	19
1SNK155011R0000	MC612PA 1->100 Horizontal	11, 15, 20	1SNK705911R0000	EK2.5-3P	11	1SNK805915R0000	EDK2.5-11	19
1SNK155012R0000	MC612PA 1->100 Vertical	11, 15, 20	1SNK705912R0000	EK2.5-4P	11	1SNK805917R0000	ED2.5-22	19
1SNK16000R0000	MC812	55	1SNK705980R0000	EK2.5-D2	11	1SNK806010R0000	ZDK4-22	19
1SNK160004R0000	MC812-YL	55	1SNK705961R0000	EK2.5-T3	11	1SNK806013R0000	ZDS4-22-R1	20
1SNK505010R0000	ZS4	15	1SNK706010R0000	ZK4	11	1SNK806712R0000	CDK4	20
1SNK505020R0000	ZS4-BL	15	1SNK706011R0000	ZK4-3P	11	1SNK806713R0000	CDK4-E	20
1SNK505150R0000	ZS4-PE	15	1SNK706012R0000	ZK4-4P	11	1SNK806714R0000	CDS4-R1	20
1SNK505210R0000	ZS4-D2	15	1SNK706020R0000	ZK4-BL	11	1SNK900001R0000	BAM4	11, 15, 20
1SNK505212R0000	ZS4-T3	15	1SNK706021R0000	ZK4-3P-BL	11	1SNK900002R0000	BAZ1	11, 15, 20
1SNK505220R0000	ZS4-D2-BL	15	1SNK706022R0000	ZK4-4P-BL	11	1SNK900102R0000	BAZH1	11, 15, 20
1SNK505310R0000	ZS4-S	15	1SNK706150R0000	ZK4-PE	11	1SNK905302R0000	JB5-2	11, 15, 19, 20
1SNK505311R0000	ZS4-S-T2	15	1SNK706151R0000	ZK4-PE-3P	11	1SNK905303R0000	JB5-3	11, 15, 19, 20
1SNK505910R0000	ES4	15	1SNK706152R0000	ZK4-PE-4P	11	1SNK905305R0000	JB5-5	11, 15, 19, 20
1SNK505960R0000	ES4-D2	15	1SNK706410R0000	ZK2.5-SF	11	1SNK905310R0000	JB5-10	11, 15, 19, 20
1SNK505961R0000	ES4-T3	15	1SNK706411R0000	ZK2.5-SF-R1	11	1SNK906302R0000	JB6-2	11, 15, 19, 20
1SNK506010R0000	ZS6	15	1SNK708010R0000	ZK6	11	1SNK906303R0000	JB6-3	11, 15, 19, 20
1SNK506020R0000	ZS6-BL	15	1SNK708011R0000	ZK6-3P	11	1SNK906305R0000	JB6-5	11, 15, 19, 20
1SNK506150R0000	ZS6-PE	15	1SNK708020R0000	ZK6-BL	11	1SNK906310R0000	JB6-10	11, 15, 19, 20
1SNK506210R0000	ZS6-D2	15	1SNK708021R0000	ZK6-3P-BL	11	1SNK908302R0000	JB8-2	11, 15
1SNK506213R0000	ZS4-T3-R1	15	1SNK708150R0000	ZK6-PE	11	1SNK908303R0000	JB8-3	11, 15
1SNK506220R0000	ZS6-D2-BL	15	1SNK708151R0000	ZK6-PE-3P	11	1SNK908305R0000	JB8-5	11, 15
1SNK506315R0000	ZS6-S	15	1SNK708911R0000	EK6-3P	11	1SNK908310R0000	JB8-10	11, 15
1SNK508010R0000	ZS10	15	1SNK710010R0000	ZK10	11	1SNK910302R0000	JB10-2	11, 15
1SNK508020R0000	ZS10-BL	15	1SNK710020R0000	ZK10-BL	11	1SNK910303R0000	JB10-3	11, 15
1SNK508150R0000	ZS10-PE	15	1SNK710150R0000	ZK10-PE	11	1SNK910305R0000	JB10-5	11, 15
1SNK508315R0000	ZS10-S	15	1SNK710910R0000	EK10	11	1SNK910310R0000	JB10-10	11, 15
1SNK508410R0000	ZS4-SF1	15	1SNK712010R0000	ZK16	11	1SNK912302R0000	JB12-2	11, 15
1SNK508411R0000	ZS4-SF1-T2	15	1SNK712020R0000	ZK16-BL	11	1SNK912303R0000	JB12-3	11, 15
1SNK508960R0000	ES4-SF	15	1SNK712150R0000	ZK16-PE	11	1SNK912305R0000	JB12-5	11, 15
1SNK510010R0000	ZS16	15	1SNK805010R0000	ZDK2.5-22	19	1SNK916302R0000	JB16-2	15
1SNK510020R0000	ZS16-BL	15	1SNK805013R0000	ZDS4-22	20	1SNK916303R0000	JB16-3	15
1SNK510150R0000	ZS16-PE	15	1SNK805014R0000	ZDK2.5-21	19	1SNK916305R0000	JB16-5	15
1SNK512010R0000	ZS25	15	1SNK805015R0000	ZDK2.5-11	19	1SNK916310R0000	JB16-10	15
1SNK512020R0000	ZS25-BL	15	1SNK805016R0000	ZD2.5-11	19	1SNK922302R0000	JB22-2	15
1SNK512150R0000	ZS25-PE	15	1SNK805017R0000	ZD2.5-22	19	1SNK922303R0000	JB22-3	15
1SNK516010R0000	ZS35	15	1SNK805020R0000	ZDK2.5-22-BL	19	1SNK922305R0000	JB22-5	15
1SNK516011R0000	ZS50	15	1SNK805025R0000	ZDK2.5-11-BL	19	1SNK922310R0000	JB22-10	15
1SNK516020R0000	ZS35-BL	15	1SNK805150R0000	ZDK2.5-11-PE	19	1SNK926302R0000	JB26-2	15
1SNK516021R0000	ZS50-BL	15	1SNK805152R0000	ZDK2.5-22-PE	19	1SNK926303R0000	JB26-3	15
1SNK516150R0000	ZS35-PE	15	1SNK805156R0000	ZD2.5-22-PE	19	1SNK926305R0000	JB26-5	15
1SNK516151R0000	ZS50-PE	15	1SNK805212R0000	ZDK2.5-D2-PE	19	1SNK926310R0000	JB26-10	15
1SNK522010R0000	ZS70	15	1SNK805213R0000	ZDK2.5-D2	19	1SNL308010R0000	DBL80	25
1SNK522020R0000	ZS70-BL	15	1SNK805214R0000	ZDK2.5-D1	19	1SNL312510R0000	DBL125	25
1SNK522150R0000	ZS70-PE	15	1SNK805223R0000	ZDK2.5-D2-BL	19	1SNL312530R0000	DBL125-3	25
1SNK526010R0000	ZS95	15	1SNK805250R0000	ZDK2.5-D1-PE	19	1SNL316010R0000	DBL160	25
1SNK526020R0000	ZS95-BL	15	1SNK805712R0000	CDK2.5	19	1SNL317510R0000	DBL175	25
1SNK526150R0000	ZS95-PE	15	1SNK805713R0000	CDK2.5-E	19	1SNL317531R0000	DBL175-C-3	25
1SNK705010R0000	ZK2.5	11	1SNK805714R0000	CDS4	20	1SNL325010R0000	DBL250	25
1SNK705011R0000	ZK2.5-3P	11	1SNK805715R0000	CDS4-E	20	1SNL325060R0000	DBL250-F	25
1SNK705012R0000	ZK2.5-4P	11	1SNK805738R0000	CDK2.5-J	20	1SNL340010R0000	DBL400	25
1SNK705020R0000	ZK2.5-BL	11	1SNK805739R0000	CDK2.5-J-E	20	1SNL340011R0000	DBL400-PV	25
1SNK705021R0000	ZK2.5-3P-BL	11	1SNK805740R0000	CDK2.5-2P-J	20	1SNL350060R0000	DBL500-F	25
1SNK705022R0000	ZK2.5-4P-BL	11	1SNK805741R0000	CDK2.5-2P-J-E	20	1SNL407610R0000	DBLK76-7	27
1SNK705150R0000	ZK2.5-PE	11	1SNK805742R0000	CDK2.5-BL	19	1SNL407611R0000	DBLK76-15	27
1SNK705151R0000	ZK2.5-PE-3P	11	1SNK805743R0000	CDK2.5-BL-E	19	1SNL412510R0000	DBLK125-16-2R	27
1SNK705152R0000	ZK2.5-PE-4P	11	1SNK805744R0000	CDK2.5-J-BL	20	1SNL850001R0000	DBL500-22	25
1SNK705210R0000	ZK2.5-D2	11	1SNK805745R0000	CDK2.5-J-BL-E	20			
1SNK705211R0000	ZK2.5-D1	11	1SNK805746R0000	CDK2.5-2P-J-BL	20			
1SNK705220R0000	ZK2.5-D2-BL	11	1SNK805747R0000	CDK2.5-2P-J-BL-E	20			
1SNK705310R0000	ZK2.5-S	11	1SNK805748R0000	CDK2.5-J-PE	20			
1SNK705510R0000	ZK2.5-T3	11	1SNK805749R0000	CDK2.5-J-PE-E	20			
1SNK705511R0000	ZK2.5-T1	11	1SNK805750R0000	CDK2.5-PE	19			
1SNK705512R0000	ZK2.5-L-L-PE	11	1SNK805751R0000	CDK2.5-2P-J-PE	20			
1SNK705513R0000	ZK2.5-L-N-PE	11	1SNK805752R0000	CDK2.5-2P-J-PE-E	20			
			1SNK805753R0000	CDK2.5-PE-E	19			
			1SNK805910R0000	EDK2.5-22	19			
			1SNK805911R0000	EDS4-22	20			

te.com

© 2022 TE Connectivity Ltd. family of companies. All Rights Reserved.

ENTRELEC, TE Connectivity, TE connectivity (logo) and Every Connection Counts are trademarks. All other logos, products and/or company names referred to herein might be trademarks of their respective owners.

While TE has made every reasonable effort to ensure the accuracy of the information in this brochure, TE does not guarantee that it is error-free, nor does TE make any other representation, warranty or guarantee that the information is accurate, correct, reliable or current. TE reserves the right to make any changes to the information contained herein without prior notice. TE Connectivity assumes only those obligations set forth in the terms and conditions for this product and shall in no event be liable for any incidental, indirect, or consequential damages arising out of the sale, resale, use, or misapplication of the product. TE expressly disclaims any implied warranties with respect to the information contained herein, including, but not limited to, implied warranties of merchantability or fitness for a particular purpose. Dimensions, specifications and/or information contained herein are for reference purposes only and are subject to change without notice. Consult TE for the latest dimensions, specifications and/or information. Users of TE Connectivity products must make their own assessment as to whether the respective product is suitable for the respective desired application.

ENTRELEC / INDUSTRIAL - THE ESSENTIAL / CATALOG / EN

08/22

CATALOG

TE Connectivity

3, rue Jean Perrin
69680 Chassieu cedex
France

Tel: +33 481923100