

FEATURES

- Wide range of temperature compensated
- Optional IP rating improvement
- Heavy duty
- High stiffness

APPLICATIONS

- Dynamic strain cylinder regulation
- Miniature press-fit device
- Fatigue test benches
- Robotics regulation
- Heat room environment

XFTC322

Miniature Load Cell

SPECIFICATIONS

- Range from 0-5kN to 0-10kN [0-1.124 klbF to 2.248klbf]
- Tension and/or Compression
- High Temperature Range : -55 to 175 ° C [-67 to 347 ° F]

The **XFTC322** series has been specifically developed to measure tension and/or compression in static and dynamic applications.

Fitted with metallic strain gages in a Wheatstone bridge circuit, the **XFTC322** has the capacity of measuring heavy loads of up to 10 kN [2 klbf], while providing excellent temperature stability.

With two threaded M10 studs, the **XFTC322** is easily installed in industrial or OEM applications. A strain relief spring strengthens the cable output.

With a long standing experience as a designer and manufacturer of sensors TE CONNECTIVITY often works with customers to design or customize sensors for specific uses and testing environments.

On request, Instruction documents can be provided to ease the selection and use of our sensors and provide helpful tips.

PERFORMANCE SPECIFICATIONS (typical values at temperature 23°C)

Ranges (FS) (N)	5 k	10 k
Ranges (lbf)	1124.0	2248.1
Stiffness (N/m)	3.4E+08	6.8E+08
Stiffness (lbf/ft)	2.3E+07	4.7E+07

Version	Standard	A1
Power supply	10Vdc	10Vdc to 30Vdc
Sensitivity (FSO)	10 mV	±2Vdc ±0.2V
Offset	<±1 mV	2.5Vdc ±0.2V
Input Impedance / Consumption	700 ohms	<30mA
Output Impedance	350 ohms	1 kohms max
Operating Temperature Range (OTR)	-55°C to +175°C (-67 to 347°F)	-40°C to +85°C (-40 to 185°F)
Compensated Temperature Range (CTR)	0°C to +150°C (32 to 302°F)	0°C to +85°C (32 to 185°F)
Overrange Without Damage	2x FS	
Overrange Without Destruction	3x FS	
Linearity	< ±0.5% FS	
Hysteresis	< ±0.5% FS	
Thermal Zero Shift in CTR	< 1% FS/50°C	
Thermal Sensitivity Shift in CTR	< 1%/50°C	
Insulation	> 100 Mohms	
Protection Index	IP50	
Material	Stainless steel	

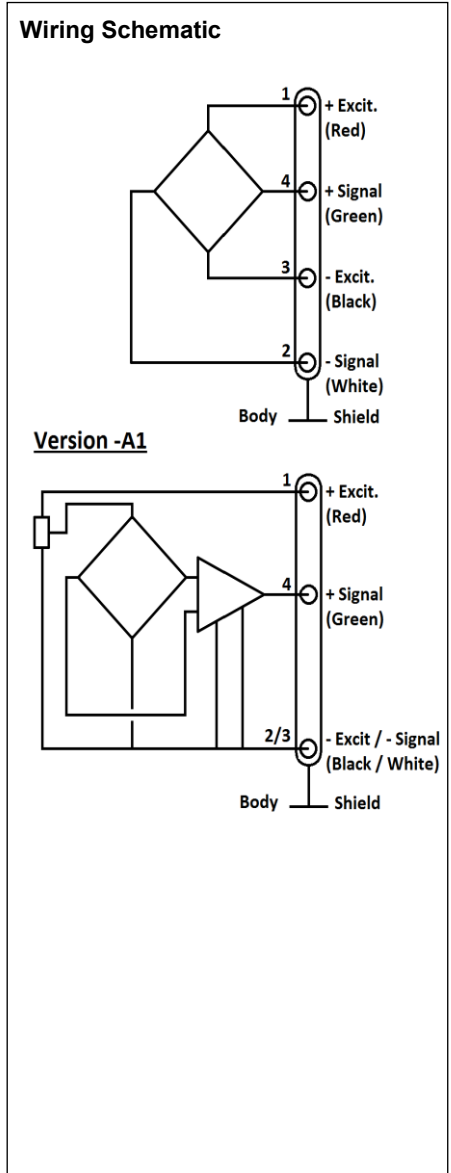
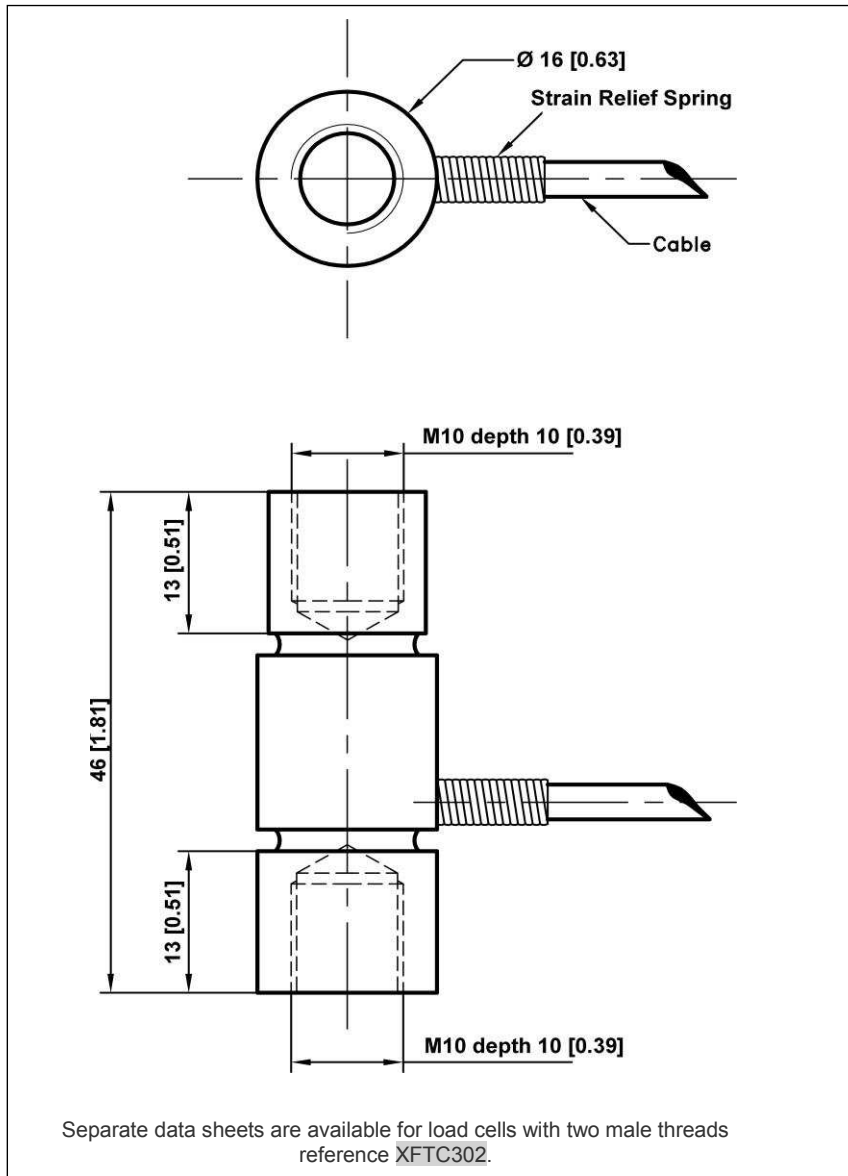
Temperature restriction notes

Sensors integrating an **A1** amplifier have their OTR limited from -40°C to 85°C [-40°F to 185°F] max. due to internal components.

Notes

1. Signal goes positive in tension with standard wiring configuration. Other signal output on request
2. Shielded cable with 4 wires (AWG28), standard length 2 m [6.5 ft] with strain relief spring
3. Output impedance standard, available <100Ω on request.
4. CE compliance according to EN 61010-1, EN 50081-1, EN 50082-1s

DIMENSIONS & WIRING SCHEMATIC (IN METRIC AND IMPERIAL)



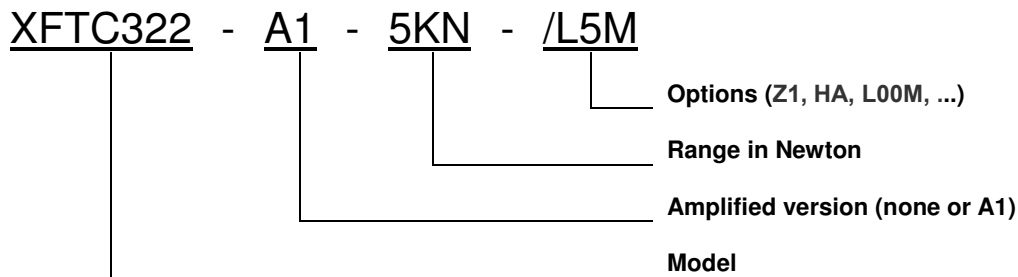
XFTC322

Miniature Load Cell

OPTIONS

Z0	CTR -40°C to +20°C (-40°F to 68°F)
Z04	CTR -40°C to +90°C (-40°F to 194°F) Not available on A1 version
Z1	CTR -20°C to +40°C (-4°F to 104°F)
Z3	CTR +20°C to +80°C (68°F to 176°F)
Z35	CTR +20°C to +120°C (68°F to 248°F) Not available on A1 version
Z36	CTR +20°C à +150°C (68°F to 302°F) Not available on A1 version
HA	Accuracy (CNL&H) $\leq \pm 0.5\%$ F.S.
L5M, L10M, L15M	Special cable length (ex : L5M = 5m length) (Standard cable length 2m)

ORDERING INFO



NORTH AMERICA

Measurement Specialties, Inc.,
a TE Connectivity Company
Phone: +1 800 522 6752
Email: customercare.frm@te.com

EUROPE

Measurement Specialties (Europe), Ltd.
a TE Connectivity Company
Phone: +31 73 624 6999
Email: customercare.lcsb@te.com

ASIA

Measurement Specialties (China), Ltd.,
a TE Connectivity Company
Phone +86 400 820 6015
Email: customercare.shzn@te.com

TE.com/sensorsolutions

Measurement Specialties, Inc., a TE Connectivity company.

Measurement Specialties, TE Connectivity, TE Connectivity (logo) and EVERY CONNECTION COUNTS are trademarks. All other logos, products and/or company names referred to herein might be trademarks of their respective owners.

The information given herein, including drawings, illustrations and schematics which are intended for illustration purposes only, is believed to be reliable. However, TE Connectivity makes no warranties as to its accuracy or completeness and disclaims any liability in connection with its use. TE Connectivity's obligations shall only be as set forth in TE Connectivity's Standard Terms and Conditions of Sale for this product and in no case will TE Connectivity be liable for any incidental, indirect or consequential damages arising out of the sale, resale, use or misuse of the product. Users of TE Connectivity products should make their own evaluation to determine the suitability of each such product for the specific application.

© 2015 TE Connectivity Ltd. family of companies All Rights Reserved.