


RAYCHEM BIRD PROTECTION COVERS (BCIC-12XX)

WILDLIFE AND ASSET PROTECTION PRODUCTS



QUICK AND LIVE LINE HOT STICK INSTALLABLE OPTION

KEY FEATURES

- Highly UV and weather resistant
- Versatile design to fit a wide range of post insulators
- Flexible design for use on double insulators
- Easy in-field modification if required
- REACH and RoHS compliant

TE Connectivity's (TE) Raychem Bird Protection Covers BCIC are designed to protect birds and other animals from dangerous proximity to live conductors and the tops of insulators mounted on concrete, wooden and metal poles.

The universal bird protection cover design is suitable for installation on all common insulators, up to 36 kV. The insulation covers are manufactured from a flexible polymer, which has an especially high UV stability, track and weather resistance.

TE's BCIC-PE bird protection covers are secured at the ends and in the middle with either integrated clips, cable ties or screws. Installation can be performed on live conductors using integrated clips with the use of a hot stick. The cover protection extends to a total conductor length of 1.4 m (55 inches) and the underside of the bird protection cap has an open construction, allowing for the natural escape of a travelling arc.

Extensive product and material testing have been performed to ensure that BCIC covers are suitable for outdoor environments and applications.

APPLICATIONS

- Post Insulators
- Medium Voltage & High Voltage Overhead Lines

RELEVANT STANDARDS AND TESTING

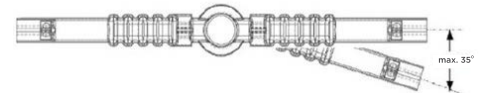
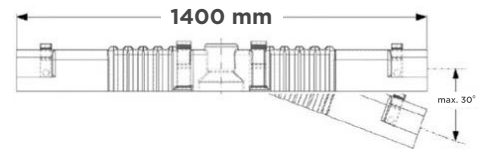
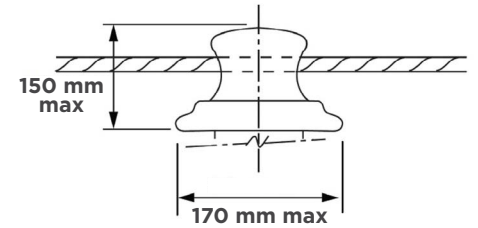
- Tracking Erosion Resistance - ASTM D2303
- Thermal Endurance - IEC 60216
- Tensile Strength - ASTM D412
- UV Weathering - ASTM G154

TECHNICAL SPECIFICATION

Product Description	Conductor Size Ømm (Ø inches)	Length m (inches)	Fixing Method	Live Installation Capable	Pack Sizes
BCIC-1215	8 - 20 (0.3 - 0.8)	1.4 (55)	Integrated Clips	Yes	3 or 15
BCIC-1216	8 - 20 (0.3 - 0.8)	1.4 (55)	Integrated Clips & Plastic Latches	No	3 or 15
BCIC-1217	5 - 30 (0.2 - 1.2)	1.4 (55)	Plastic Screws	Yes	3 or 15
BCIC-1218	5 - 30 (0.2 - 1.2)	1.4 (55)	Integrated Clips, Plastic Latches & Screws	Yes	3 or 15
BCIC-1219	5 - 30 (0.2 - 1.2)	1.4 (55)	Cable Ties	No	3 or 15

PRODUCT PERFORMANCE

Product Test	Performance	
AC Dry Withstand / 1 min.	25 kV min.	
AC Wet Withstand / 1 min.	25 kV min.	
Wind Resistance	135 km/h (37.5 m/s)	
Properties	Test Method	Requirement
Physical		
Tensile Strength	ASTM D412	10 MPa min. ; 1450 psi min.
Ultimate Elongation	ASTM D412	300% min.
Thermal Endurance	IEC 60216	105°C
UV Weathering (5000 hrs.)	ASTM G154	5 MPa min. ; 725 psi min.
Accelerated Heat Ageing (168 hrs. @ 150°C)	ASTM D2671	10 MPa min. ; 1450 psi min. 300% min.
Tracking and Erosion Resistance	ASTM D2303	No tracking, erosion to top surface or flame. Stop Voltage Method Failure after 1 hr. at 2.5 kV 1 hr. at 2.75 kV 1 hr. at 3.0 kV 1 hr. at 3.25 kV 1 hr. at 3.5 kV
Dielectric Strength	ASTM D149	130 kV/cm (2.5 mm)



TECHNICAL REPORT

Document Reference	Document Description
PPR-3326	Material Test Report
PPR-2650	Product Test Report
PPR-3290	Wind Tunnel Test Report
EPP-3286	Installation Instructions

Learn more: [TE.com/energy](https://www.te.com/energy)

© 2024 TE Connectivity. All Rights Reserved. EPP-4301-DDS-02/24

TE, TE Connectivity, TE connectivity (logo), EVERY CONNECTION COUNTS, Raychem are trademarks owned or licensed by TE Connectivity. Other logos, product and company names mentioned herein may be trademarks of their respective owners. While TE has made every reasonable effort to ensure the accuracy of the information in this brochure, TE does not guarantee that it is error-free, nor does TE make any other representation, warranty or guarantee that the information is accurate, correct, reliable or current. TE reserves the right to make any adjustments to the information contained herein at any time without notice. TE Connectivity's obligations shall only be as set forth in TE Connectivity's Standard Terms and Conditions of Sale for this product and in no case will TE Connectivity be liable for any incidental, indirect or consequential damages arising out of the sale, resale, use or misuse of the product. TE expressly disclaims all implied warranties regarding the information contained herein, including, but not limited to, any implied warranties of merchantability or fitness for a particular purpose. The dimensions, specifications, and/or information contained herein are for reference purposes only and are subject to change without notice. Consult TE for the latest dimensions, specifications, and/or information. Users of TE Connectivity products should make their own evaluation to determine the suitability of each such product for the specific application.

Connect with us:

[TE.com/energy-contact](https://www.te.com/energy-contact)