

RAYCHEM FUSE CUTOUT COVER (BCAC-G-CUTOUT)

WILDLIFE AND ASSET PROTECTION PRODUCTS

KEY FEATURES

- UV and weather resistant material
- Halogen Free and highly anti tracking
- Hot-stickable installation
- Specially designed for use on polymeric and porcelain fuse cutouts
- REACH and RoHS Compliant
- Rugged, non-tracking, UV-resistant polymer and flame-resistant

TE Connectivity's (TE) Raychem Fuse Cutout covers protect birds and animals from causing unwanted outages on polymer and porcelain style fuse cutouts.

The BCAC cover is a unique design that improves the level of protection by covering the back side of the cutout without effecting its operation. Three different cover styles are available and are designed to fit 100 and 200 AMP versions.

The single piece BCAC cover is quick and easy to install in the field. The cover is hot stick installable on energized fuse cutouts. The "saloon door" design allows easy installation onto the conductors while providing superior holding force.

Superior high-voltage outdoor materials are used in the BCAC cover design. The rugged, non tracking, UV-resistant polymer ensures long-term performance even in the most extreme environmental conditions.

Customers can count on consistent, high quality products, driven by TE's proven innovation and backed by our extraordinary customer support.

RAYCHEM FUSE CUTOUT COVER (BCAC-G-CUTOUT)

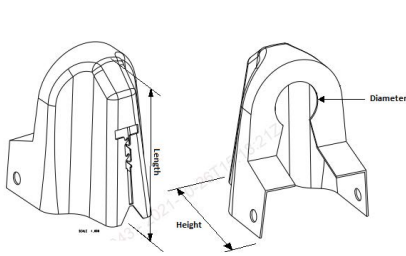



Wildlife and Asset Protection Material Performance Attributes:	TE Raychem Standard	TE Raychem VO+
Tracking and Erosion Resistance (TERT), per ASTM D2303 or IEC 60587 STEP test method, (with abrasion)		
This test predicts behavior under contamination and leakage current stress. The sample is abraded to represent testing on an aged sample.	>300min	>180min
UV Performance, per ASTM G154		
This test assesses the damage from UV exposure in intense environments, and provides a proxy for 35+ life expectancy.	5,000hr	5,000hr*
Thermal Aging Performance		
Thermal Index IEC 60216 / IEEE 98 This accelerated aging test predicts long-term product performance and is a key predictor of life-cycle performance of the material.	105C (5,000hr)	105C (5,000hr)*
Thermal Aging ASTM D2671 This test predicts life expectancy, and ties the material's tested values to real-life data from 35+ years of actual service life in the field	150C, (168hr)	150C, (168hr)
Flammability Performance		
Flame Retardancy This tests assesses a materials ability to self-extinguish under strict repeatable laboratory conditions, UL 94, IEC 60696-11-10	HB40	VO
Flame Retardancy Glow wire IEC 60695-2-11 (Simulates the ignition source associated with overheating busbar or connections) ASTM D2303 or IEC 60587 STEP test method, (with abrasion)	650C 300 minutes	650C 180 minutes
Halogen free	Yes	No
Electrical Product Performance Attributes:		
Wet Withstand IEEE-4-1995 and IEEE 1656-2010 (Guide), Fixed Electrode		
This test demonstrates a material's ability to protect against animal contact up to 35 kV	Yes	Yes
Wet Power Frequency Flashover & Lightning Impulse Withstand IEEE-4-1995 and IEEE 1656-2010 (Guide)		
This test demonstrates whether a cover affects the electrical perform of the insulator that it is covering	Yes	Yes
IEEE Compliance		
IEEE-1656 (Guide for testing wildlife protection devices on overhead equipment up to 38 kV) IEEE-1264-2022 (Guide for Animal Mitigation for Electric Power Supply Substations)	Yes	Yes

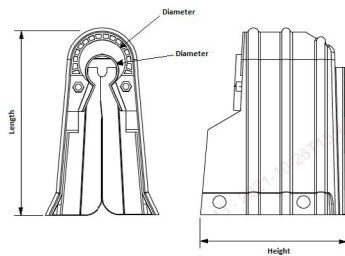
*Our final 5,000hr test data for new VO+ materials will be published in June 2023, at the time of writing 1200hr testing was complete

NOTE: TE Raychem VO+ has been rated for VO (UL94) applications

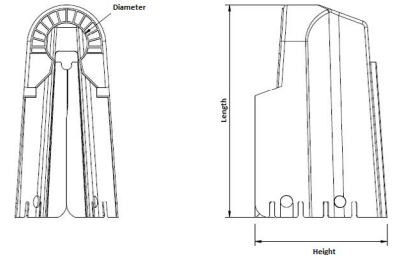
RAYCHEM FUSE CUTOUT COVER (BCAC-G-CUTOUT)



BCAC-CUTOUT-200
BCAC-G-CUTOUT-200



BCAC-G-CUTOUT-100-P2 (Polymeric)
BCAC-G-CUTOUT-100 (Porcelain)



BCAC-G-CUTOUT-FT (Porcelain)
BCAC-G-CUTOUT-P (Polymeric)
BCAC-G-CUTOUT-P L (Porcelain)

PRODUCT SELECTION INFORMATION

TE Raychem Standard	TE Raychem VO+	Height mm (inches)	Length mm (inches)	Core Diameter mm (inches)	Bushing Type	Colour	Qty
BCAC-G-CUTOUT-100-01 (B12)	BCAC+G-CUTOUT-100-01 (B12)	213 (8.39)	273 (10.75)	67 (2.63)	Porcelain	Grey	12
BCAC-CUTOUT-200 (B3)	BCAC+CUTOUT-200 (B3)	200 (7.88)	240 (9.50)	72 (2.85)	Porcelain	Red	3
BCAC-G-CUTOUT-200 (B3)	BCAC+G-CUTOUT-200 (B3)	200 (7.88)	240 (9.50)	72 (2.85)	Porcelain	Grey	3
BCAC-G-CUTOUT-100-P2 (B12)	BCAC+G-CUTOUT-100-P2 (B12)	213 (8.39)	273 (10.75)	20 (0.8)	Polymeric	Grey	12
BCAC-G-CUTOUT-FT (B3)	BCAC+G-CUTOUT-FT (B3)	240 (9.50)	390 (15.39)	72 (2.95)	Porcelain	Grey	3
BCAC-G-CUTOUT-FT-P (B3)	BCAC+G-CUTOUT-FT-P (B3)	240 (9.50)	390 (15.39)	20 (0.8)	Polymeric	Grey	3
BCAC-G-CUTOUT-FT-PL (B3)	BCAC+G-CUTOUT-FT-PL (B3)	240 (9.50)	390 (15.39)	72 (2.95)	Porcelain	Grey	3

NOTE: TE Raychem VO+ has been rated for VO (UL94) applications

PRODUCT PERFORMANCE

PHYSICAL

Key Material Property	Test Method	Material Requirements
Tensile Strength	ASTM D638	17 MPa (2450 psi) min.
Ultimate Elongation	ASTM D638	25% min.

ELECTRICAL

Key Material Property	Test Method	Material Requirements
Dielectric Strength (2.5 mm)	ASTM D257	150 kV/cm
Tracking and Erosion Resistance	ASTM D2303 Step Voltage Method (initiate at 2.5 kV)	No tracking erosion to top surface or flame failure 1hr @ 2.5 kV 1hr @ 2.75 kV 1hr @ 3.0 kV 1hr @ 3.25 kV 1hr @ 3.5 kV

TECHNICAL REPORT & ADDITIONAL INFORMATION

Description	Document Reference
Material Test Report	UVR-8209
Product Test Report	EDR-5573
Installation Instructions	PII-55909

Learn more: [TE.com/energy](https://www.te.com/energy)

© 2023 TE Connectivity. All Rights Reserved. EPP-3918-DDS-2/23

TE, TE Connectivity, TE connectivity (logo), EVERY CONNECTION COUNTS, Raychem are trademarks owned or licensed by TE Connectivity. Other logos, product and company names mentioned herein may be trademarks of their respective owners. While TE has made every reasonable effort to ensure the accuracy of the information in this brochure, TE does not guarantee that it is error-free, nor does TE make any other representation, warranty or guarantee that the information is accurate, correct, reliable or current. TE reserves the right to make any adjustments to the information contained herein at any time without notice. TE Connectivity's obligations shall only be as set forth in TE Connectivity's Standard Terms and Conditions of Sale for this product and in no case will TE Connectivity be liable for any incidental, indirect or consequential damages arising out of the sale, resale, use or misuse of the product. TE expressly disclaims all implied warranties regarding the information contained herein, including, but not limited to, any implied warranties of merchantability or fitness for a particular purpose. The dimensions, specifications, and/or information contained herein are for reference purposes only and are subject to change without notice. Consult TE for the latest dimensions, specifications, and/or information. Users of TE Connectivity products should make their own evaluation to determine the suitability of each such product for the specific application.

Connect with us:

[TE.com/energy-contact](https://www.te.com/energy-contact)