

TOOL FREE TERMINATION (TFT-R)

5/8 kV - 35 kV

KEY FEATURES

- Provides maintenance free, long life even in highly contaminated areas
- Material does not degrade in outdoor applications; outstanding UV stability
- Crush resistant core prevents collapsing due to rough handling
- Seals out all moisture and contamination
- Provides easier installation in confined spaces
- Fewer kits to accommodate a wider range of cable sizes

TE Connectivity's (TE) Raychem TFT-R elastomeric medium voltage cable termination is available for both shielded, non-shielded, indoor and outdoor applications. TFT-R terminations are designed for customers who prefer cold applied terminations.

TE's Raychem TFT-R terminations feature an advanced stress control system using metal oxide matrix technology that provides superior electrical performance. They feature an outer elastomeric insulation tubing formulated for long-term performance in extreme environments. The tubing comes with a pre-lubricated, crush resistant core (holdout) for simple installation. The superior elastomeric insulation tubing, together with the positive positioned stress control system and moisture sealing mastic, provide simple, reliable, and consistent installations.

TFT-R, TFT-R-G, and TFT-R-SG terminations are designed for 5/8, 15, 25 and 35 kV single conductor shielded and non-shielded extruded dielectric cables up to 1250 kcmil.

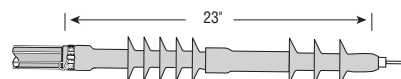
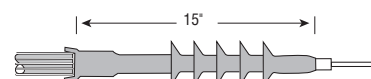
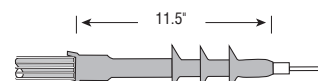
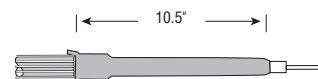
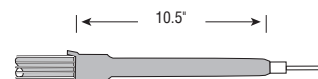
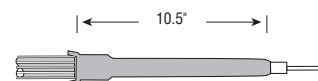
Customers can count on consistent, high quality products, driven by TE's proven innovation and backed by our extraordinary customer support.

Tool Free Termination (TFT-R)



PRODUCT SELECTION INFORMATION: DIMENSIONS IN INCHES (mm/metric)

Description	Nominal Conductor Size (5 and 8 kV)		Insulation ODs* min./max.
TFT-P-R (Shielded, Indoor) PUSH ON INSTALLATION			
	5 kV/8 kV		
TFT-P-80R	#6 - #2 AWG		0.39 - 0.65 (4.9 - 16.5)
TFT-R (Non-Shielded, Indoor and Outdoor)			
	5 kV		
TFT-50R	#2 - 3/0 AWG		0.53 - 0.80 (13 - 20)
TFT-51R	#1 AWG - 350w kcmil		0.64 - 1.09 (16 - 28)
TFT-52R	250 - 750 kcmil		0.85 - 1.45 (22 - 37)
TFT-53R	500 - 1250 kcmil		1.06 - 1.70 (27 - 43)
TFT-54R	1000 - 2000 kcmil		1.49 - 2.20 (38 - 56)
TFT-R-G (Shielded, Indoor and Outdoor)			
	5 kV	8 kV	
TFT-151R-G	#2/0 AWG - 500 kcmil	#1/0 AWG - 350 kcmil	0.64 - 1.09 (16 - 28)
TFT-152R-G	350 - 1000 kcmil	250 - 750 kcmil	0.85 - 1.45 (22 - 37)
TFT-153R-G	750 - 1250 kcmil	500 - 1000 kcmil	1.06 - 1.70 (27 - 43)
TFT-R-G (Shielded, Indoor)			
	15 kV		
TFT-150R-G	#2 - 3/0 AWG		0.53 - 0.80 (13 - 20)
TFT-151R-G	#2 - 250 kcmil		0.64 - 1.09 (16 - 28)
TFT-152R-G	4/0 - 500 kcmil		0.85 - 1.45 (22 - 37)
TFT-153R-G	500 - 750 kcmil		1.06 - 1.70 (27 - 43)
TFT-R-SG (Shielded, Outdoor)			
	15 kV		
TFT-151R-SG	#2 - 250 kcmil		0.64 - 1.09 (16 - 28)
TFT-152R-SG	4/0 - 500 kcmil		0.85 - 1.45 (22 - 37)
TFT-153R-SG	500 - 750 kcmil		1.06 - 1.70 (27 - 43)
TFT-154R-SG	1000 - 1250 kcmil		1.49 - 2.20 (38 - 56)
	25 kV		
TFT-251R-SG	#1 - 3/0 AWG		0.64 - 1.09 (16 - 28)
TFT-252R-SG	#2/0 - 500 kcmil		0.85 - 1.45 (22 - 37)
TFT-253R-SG	250 - 750 kcmil		1.06 - 1.70 (27 - 43)
TFT-254R-SG	750 - 1250 kcmil		1.49 - 2.20 (38 - 56)
	35 kV		
TFT-352R-SG	1/0 - 250 kcmil		0.85 - 1.45 (22 - 37)
TFT-353R-SG	4/0 - 500 kcmil		1.06 - 1.70 (27 - 43)
TFT-354R-SG	500 - 1250 kcmil		1.49 - 2.20 (38 - 56)



- Packaging:** Standard packaging is three terminations per box.
- Available Accessories:** The BRKT series of stainless steel cable mounting brackets are available. Four sizes of brackets accommodate cable diameters from 0.80 - 2.40". The MOD-3-TFT series of three conductor modification kits are available. Kits provide re-jacketing of phase conductors and breakout seals. A complete line of Utilux copper compression terminals are also available.
- Related Product Information:** NCTR-99-065 - Salt fog and tensile strength test report.

TEST REPORT		
15 kV	25 kV	35 kV
EDR-5302	EDR-5303	EDR-5299
Indoor - Non-shedded -Test Report: EDR-5306		
TFT-P - Test Report: EDR-5527		

te.com/energy

© 2018 TE Connectivity. All Rights Reserved. EPP-2603-DDS-8_17-EN-AMS-TFT-R-TE

Raychem, TE, TE Connectivity and TE connectivity (logo) are trademarks. Other logos, product and/or company names might be trademarks of their respective owners. While TE has made every reasonable effort to ensure the accuracy of the information in this data sheet, TE does not guarantee that it is error-free, nor does TE make any other representation, warranty or guarantee that the information is accurate, correct, reliable or current. TE reserves the right to make any adjustments to the information contained herein at any time without notice. TE expressly disclaims all implied warranties regarding the information contained herein, including, but not limited to, any implied warranties of merchantability or fitness for a particular purpose. The dimensions in this data sheet are for reference purposes only and are subject to change without notice. Specifications are subject to change without notice. Consult TE for the latest dimensions and design specifications.

FOR MORE INFORMATION: TE Technical Support Centers

USA:	+ 1 800 327 6996
Canada:	+ 1 (905) 475-6222
Mexico:	+ 52 (0) 55-1106-0800
Latin/S. America:	+ 54 (0) 11-4733-2200
France:	+ 33 380 583 200
UK:	+ 44 0870 870 7500
Germany:	+ 49 89 6089 903
Spain:	+ 34 916 630 400
Italy:	+ 39 333 250 0915
Benelux:	+ 32 16 508 695
Russia:	+ 7 495-790 790 2-200
China:	+ 86 (0) 400-820-6015