

Energy Division

## Universal branch joint connectors with moulded insulation shrouds

UBR connectors are designed for connecting low voltage aluminium and copper conductors.

This includes stranded or solid 120° and 90° sectorial or round conductors up to the maximum cross-section for which the connector is designed.

UBR95 range requires a 13mm socket or spanner and UBR185 and UBR300 ranges require a 19mm socket or spanner to complete the installation.

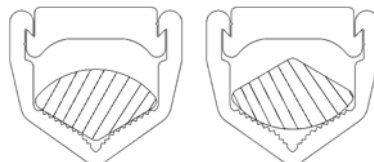
The moulded orange shrouds offer reliable and robust insulation reducing installation time and making live working easier. Breather holes on the shroud allow 2 and 3 part resins to flow freely and encapsulate the connector and shroud assembly.

### Part No: - UBRxxx.

**-xxx:** Max. conductor size suitable for the connector (either 95, 185 or 300mm<sup>2</sup>)

Brass gauze can be used to wrap copper conductors, and is recommended for small or loosely compacted conductors.

**For jointing sectorial conductors with 'V' facing up or down**

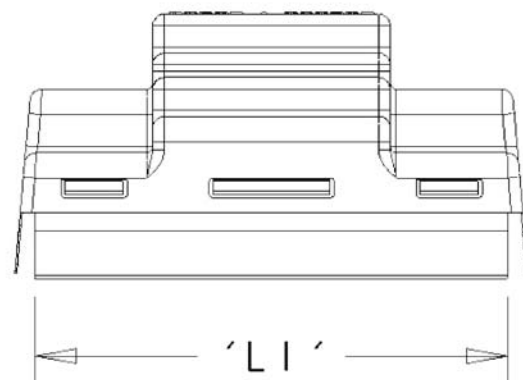
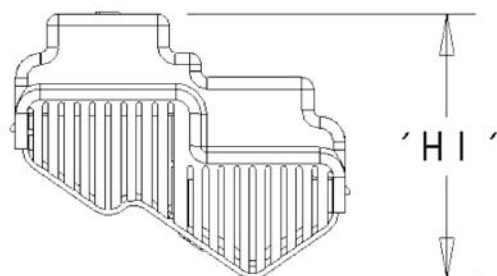
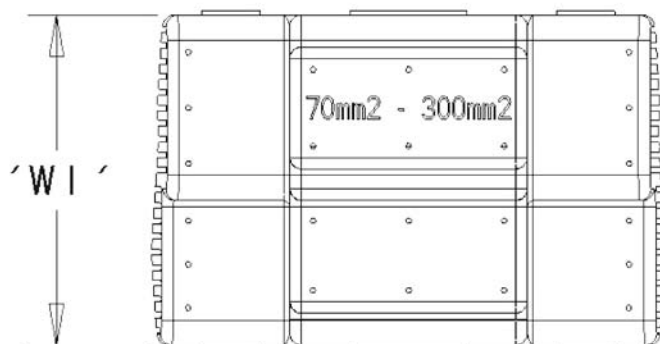
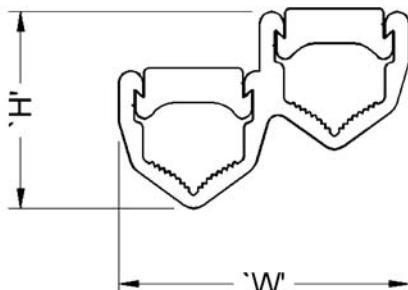
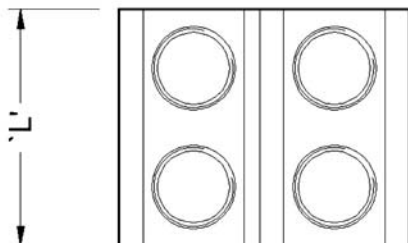


### Features

- Can be used as a transition connector between cables with different conductor constructions, types, materials and sizes (e.g. solid sectorial to circular stranded)
- The standard product is supplied with shear head bolts
- Low torque, direct acting bolts
- Reduced installation time
- Moulded shroud has petals at both conductor entry areas and centrally locates the connector for improved insulation

### Standards

- Connector tested to IEC 61238-1(2003) and ER C79
- Moulded insulation shroud tested to 5kV AC and 1kV DC



Reference	PN	TCPN	Dimensions (mm)						Conductor size (mm <sup>2</sup> )	Socket/ Spanner A/F (mm)
			L	H	W	L1	H1	W1		
UBR095INS	BAH-0330000068	EB9138-000	40	36	49	107	48.9	56.9	35-95	13
UBR185INS	BAH-0330000069	EB9139-000	54	45	66	121	61.1	73.6	35-185	19
UBR300INS	BAH-0330000070	EB9140-000	54	52	77	121	68.0	84.6	70-300	19

While Tyco Electronics and its affiliates referenced herein have made every reasonable effort to ensure the accuracy of the information contained in this catalogue, Tyco Electronics cannot assure that this information is error free. For this reason, Tyco Electronics does not make any representation or offer any guarantee that such information is accurate, correct, reliable or current. Tyco Electronics reserves the right to make any adjustments to the information at any time. Tyco Electronics expressly disclaims any implied warranty regarding the information contained herein, including, but not limited to, the implied warranties of merchantability or fitness for a particular purpose. Tyco Electronics' only obligations are those stated in Tyco Electronics' Standard Terms and Conditions of Sale. Tyco Electronics will in no case be liable for any incidental, indirect or consequential damages arising from or in connection with, including, but not limited to, the sale, resale, use or misuse of its products. Users should rely on their own judgement to evaluate the suitability of a product for a certain purpose and test each product for its intended application. TE (logo) and Tyco Electronics are trademarks of the Tyco Electronics group of companies and its licensors.

**Energy Division – economical solutions for the electrical power industry: cable accessories, connectors & fittings, electrical equipment, instruments, lighting controls, insulators & insulation enhancement and surge arresters.**

**Tyco Electronics UK Ltd**  
Energy Division  
Freebournes Road  
Witham, Essex CM8 3AH

Phone: +44 (0)870 870 7500  
Fax: +44 (0)870 240 5289  
Email: [ukutilities@tycoelectronics.com](mailto:ukutilities@tycoelectronics.com)

<http://energy.tycoelectronics.com>

 **Tyco Electronics**  
Our commitment. Your advantage.

DATA SHEET  
Number: EPP-1762  
Date: 01/02/2010  
Revision: A