

MODEL 68CM1 WORLDSID TRIAxIAL ACCELEROMETER

Specifications

- Triaxial MEMS DC Accelerometer for ATD
- WorldSID Approved
- Excellent Accuracy in Crash Testing
- Compliant to SAE J211/J2570
- Compliant to ISO 6487
- $\pm 50g$ to $\pm 2000g$ Dynamic Range
- Mechanical Over Range Stops

Features

- <1% Transverse Sensitivity Option
- 0-4000Hz Bandwidth, All Axes
- Standard <25mV ZMO
- Linearity <1%
- 10,000g Shock Protection
- 2-10Vdc Excitation
- Optimum Gas Damping
- <10sec Warm-Up Time

Applications

- WorldSID Dummy
- Anthropomorphic Dummy Instrumentation
- Ejection Seat Testing
- Auto Safety Testing Applications
- Shock and Impact Testing
- Transient Drop Testing

The TE Connectivity model 68CM1 Triaxial Crash Test Accelerometer offers exceptional performance for ATD dummy instrumentation with best in class frequency response, linearity, transverse sensitivity and long-term drift. The triaxial accelerometer features the next generation of the reliable TE Connectivity piezoresistive chip with superior stability and measurement accuracy. The model 68CM1 accelerometer is available in ranges from $\pm 50g$ to $\pm 2000g$ and features a full-bridge configuration with a nominal 4000Ω impedance that offers quick warm-up time and minimal drift, unlike lower impedance designs on the market.

The model 68CM1 accelerometer is approved for WorldSID anthropomorphic dummy instrumentation and meets all requirements of SAE-J211 & SAE-J2570, including the <1% transverse sensitivity making this model the only triaxial crash accel on market with a <1% transverse specification.

The 68CM1 features a compact Stainless Steel housing with individual protected sensor sub-assemblies that provide outstanding shock survivability and a flat frequency response up to 4000Hz. This accelerometer has the same wide frequency response on all three axes.

CLICK HERE ›
CONNECT WITH A SPECIALIST

MODEL 68CM1 ACCELEROMETER

Performance Specifications

All values are typical at +24°C, 80Hz and 10Vdc excitation unless otherwise stated. TE Connectivity reserves the right to update and change these specifications without notice.

PARAMETERS

DYNAMIC						NOTES
Range (g)	±50	±100	±200	±500	±2000	
Sensitivity (mV/g) ¹	1.2-3.0	0.6-1.2	0.6-1.2	0.3-0.6	0.12-0.3	@10Vdc Excitation
Frequency Response (Hz)	0-1000	0-1200	0-1200	0-2000	0-4000	±5%, All Axes
Natural Frequency (Hz)	4000	6000	8000	15000	26000	
Transverse Sensitivity (%)	<3	<3	<3	<3	<3	<1% on 'T' Option
Non-Linearity (%FSO)	±1	±1	±1	±1	±1	
Damping Ratio	0.5	0.5	0.5	0.3	0.15	
Shock Limit (g)	10000	10000	10000	10000	10000	

ELECTRICAL

Zero Acceleration Output (mV)	<±25					Differential
Excitation Voltage (Vdc)	2 to 10					
Input Resistance (Ω)	3500-4500					
Output Resistance (Ω)	3500-4500					
Insulation Resistance (MΩ)	>100					@100Vdc
Residual Noise (μV RMS)	<10					
Ground Isolation	Isolated from mounting surface					
Warm-up Time	<10 seconds					@10Vdc Excitation

ENVIRONMENTAL

Thermal Zero Shift (%FSO/°C)	±0.04					From 0 to +50°C
Thermal Sensitivity Shift (%/°C)	-0.20 ±0.05					From 0 to +50°C
Operating Temperature (°C)	-40 to +90					
Storage Temperature (°C)	-40 to +90					
Humidity	Epoxy Sealed, IP61					

PHYSICAL

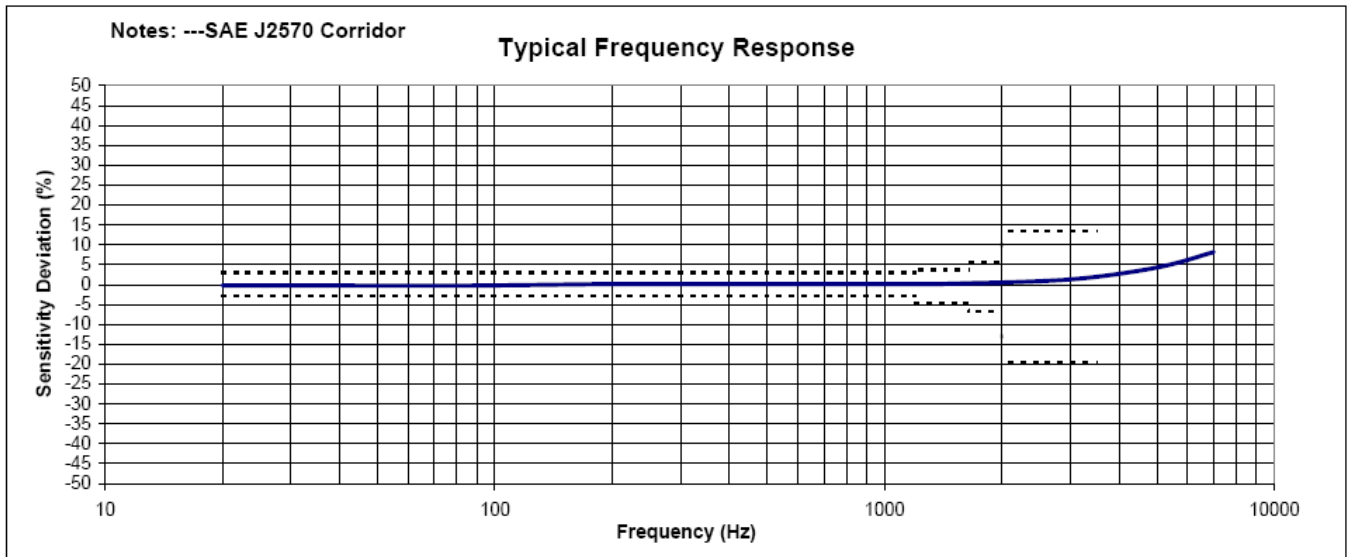
Case Material	Stainless Steel, Passivated, Anodized Aluminum Cover					
Cable	12x #30 AWG Conductors PFA Insulated, Braided Shield, PU Jacket					
Weight (grams)	9.0					Cable not included
Mounting	M2 x 0.4, 16mm Length, Supplied					Torque 3 lb-in

¹ Output is ratiometric to excitation voltage

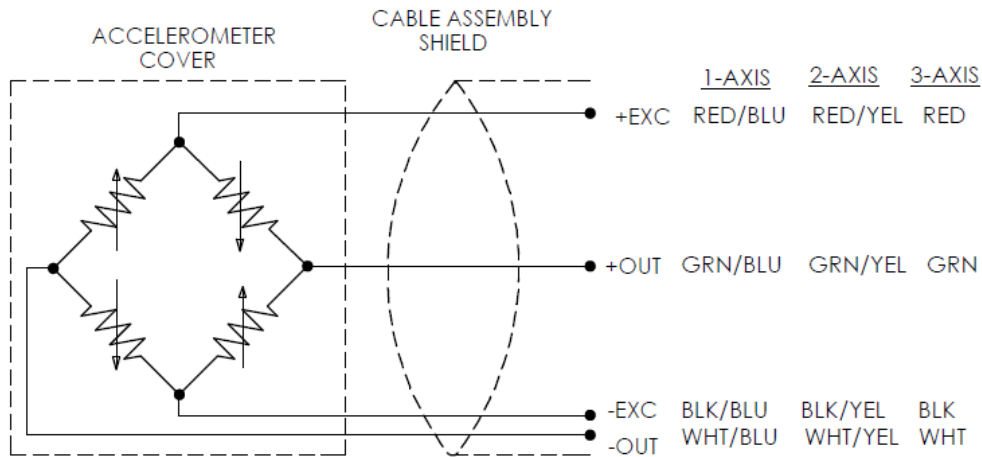
Calibration supplied:	CS-FREQ-0100	NIST Traceable Amplitude Calibration from 20Hz to 4000Hz
Supplied accessories:	AC-A02591	1x M2 x 0.4 (16mm length) Phillips Pan Head Screw & Washer
Optional accessories:	121	3-Channel Precision Low Noise DC Amplifier

MODEL 68CM1 ACCELEROMETER

Typical Frequency Response

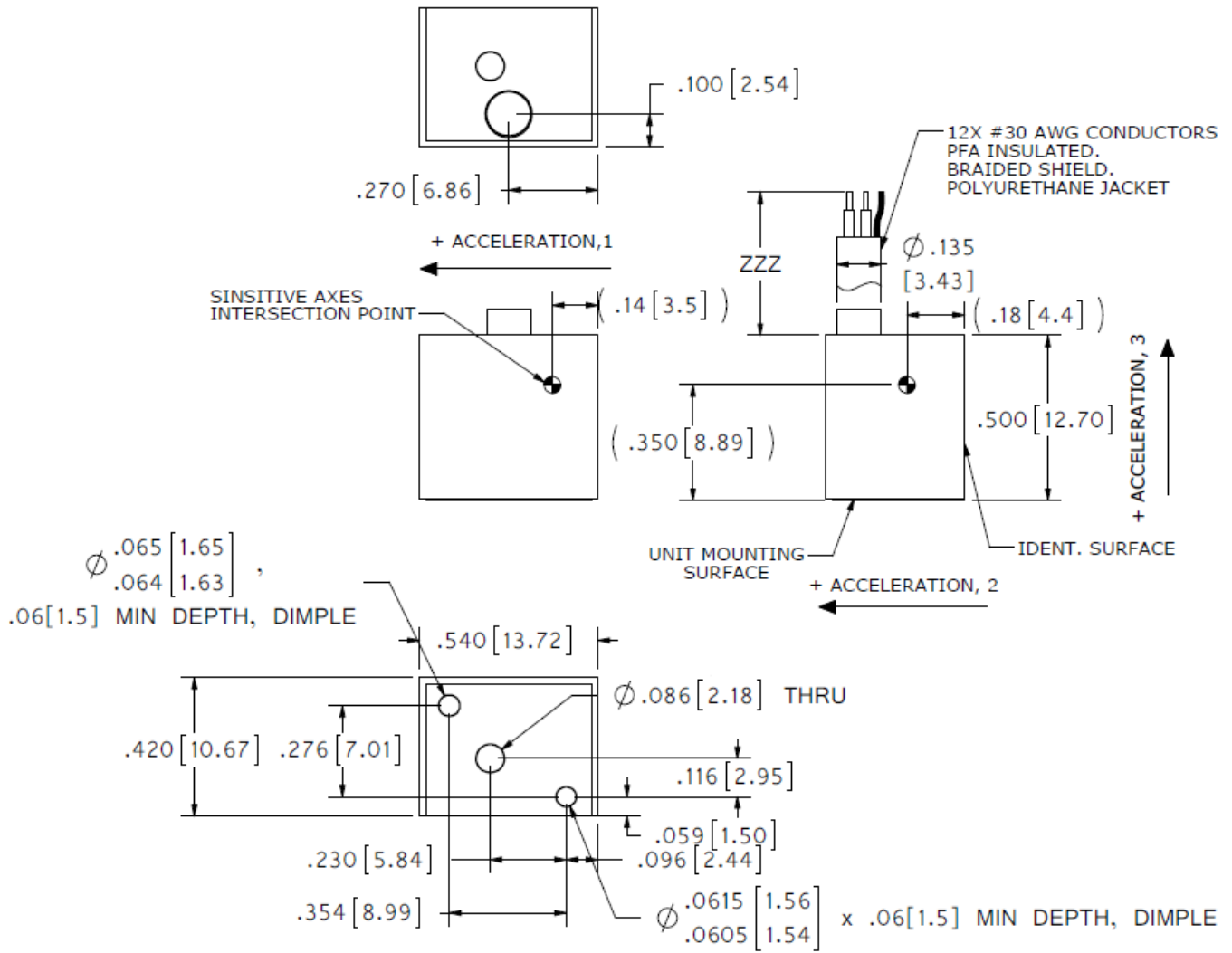


Schematic



MODEL 68CM1 ACCELEROMETER

Dimensions



MODEL 68CM1 ACCELEROMETER

Ordering Information

68CM1	GGGG	ZZZ	T	XX
Range 0050 = 50g 0100 = 100g 0200 = 200g 0500 = 500g 2000 = 2000g				
Cable length 240 = 240 inches, 20 feet 360 = 360 inches, 30 feet 276 = 276 inches, 7 meters				
Transverse Sensitivity Option Blank = <3% T = <1%				
Excitation Voltage Option Blank = 10Vdc 01 = 5Vdc 03 = 3.3Vdc				

Example;68CM1-2000-360
Model 68CM1, 2000g range, 360inch (30ft) cable length

Example;68CM1-0500-276T-01
Model 68CM1, 500g range, 276inch (7m) cable length, <1% transverse sensitivity option, 5V calibration

CLICK HERE ›
CONNECT WITH A SPECIALIST

NORTH AMERICA

Measurement Specialties, Inc.,
a TE Connectivity Company
Tel: 800-522-6752
customercare.hmp@te.com

EUROPE

MEAS France SAS
a TE Connectivity Company
Tel: +31 73 624 6999
customercare.lcsb@te.com

ASIA

Measurement Specialties (China), Ltd.,
a TE Connectivity Company
Tel: 0400-820-6015
customercare.shzn@te.com

te.com

TE Connectivity, TE, TE Connectivity (logo) and Every Connection Counts are trademarks. All other logos, products and/or company names referred to herein might be trademarks of their respective owners

The information given herein, including drawings, illustrations and schematics which are intended for illustration purposes only, is believed to be reliable. However, TE Connectivity makes no warranties as to its accuracy or completeness and disclaims any liability in connection with its use. TE Connectivity's obligations shall only be as set forth in TE Connectivity's Standard Terms and Conditions of Sale for this product and in no case will TE Connectivity be liable for any incidental, indirect or consequential damages arising out of the sale, resale, use or misuse of the product. Users of TE Connectivity products should make their own evaluation to determine the suitability of each such product for the specific application.

© 2019 TE Connectivity Corporation. All Rights Reserved.

Version # 10/2020

