

FILAMENTS



CC-8



CC-2V



CC-6



Axial (AX)



Transverse (TR)



C-8 Double End

BASES



CC-8
Miniature Screw



E11 Mini can



E26 Medium Skt.



E26 Medium



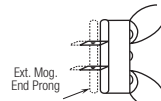
Recessed Single Contact
RSC
R7s



Screw Term.



DC Bayonet
B15d
BA15d

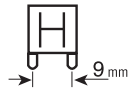


Ext. Mog.
End Prong

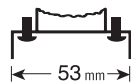
Mogul End Prong



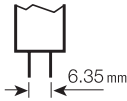
G4



G9



G53



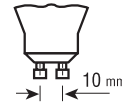
GY 6.35



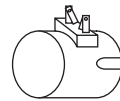
GU4



GU5.3



GU10



Med Side Pr.

LAMPS



A19



F17



T4 BI-PIN



T4 G9



MR16, MR11



PAR14



PAR16



PAR16 GU10



R20



BR30, BR40



PAR20



PAR30



PAR30LN



PAR36
Medium Skt.



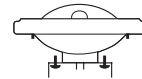
PAR38



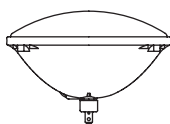
PAR38
Medium Side Prong



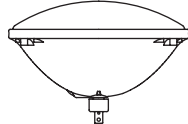
AR70



AR111



PAR56 Mog End Pr
¹ Life in Years based on 3 hours operation per day.



PAR64 Mog End Pr



T4 DC Bayonet



T3, T4 Mini Can



T3, T4 RSC Double End



B11

² Cost per Year based on 3 hours per day, \$0.11 per kWh.

HOW TO READ PRODUCT INFORMATION – HALOGEN

Nominal Wattage	Bulb Shape	MOL (in)	Base	Product Number	Ordering Abbreviation	Finish	Pkg Qty	Average Rated Life (hrs)	Initial Lumens	CCT	CRI	Filament	Life (years)	Cost per Year	Notes
-----------------	------------	----------	------	----------------	-----------------------	--------	---------	--------------------------	----------------	-----	-----	----------	--------------	---------------	-------

Bulb	Describes the shape of the bulb followed by the bulb's major diameter given in eighths of an inch. See page 14: Halogen lamps.
Base	Base Identification. See page 14: Bases.
Symbols & Footnotes	All symbols and footnotes that apply to a specific product will appear in this space. The explanations of the symbols and footnotes are at the end of the halogen section.
Lamp Finish	Applies only to non-reflector type lamps, usually either clear or frosted.
Beam Type	Applies only to reflector type lamps. Describes the beam angle qualitatively as either a spot or a flood, etc.

HOW TO READ ORDERING ABBREVIATIONS

40T4/G9/CL/BL		60PAR38/HAL/IR/NFL25/DL		60PAR30LN/HAL/S/WFL50	
40	Nominal lamp wattage	60	Nominal lamp wattage	60	Nominal lamp wattage
T4/G9	T4 lamp with G9 base	PAR38	Bulb shape PAR38	PAR30LN	Bulb shape PAR30 Long Neck
F, CL	Frosted finish, clear finish	HAL	Halogen lamp	HAL	Halogen lamp
BL	Blister Card Package	IR	Infrared conserving capsule	S	Silver coated reflector
		NFL25	Flood beam 25 degrees	WFL50	Wide Flood beam 50 degrees
		DL, TL	Double Life, Triple Life		

ANSI BEAM ANGLE DESIGNATION

Beam angles for reflector lamps are designated to conform with ANSI C78.379 – Classification of the Beam Patterns of Reflector Lamps. For beam angles less than 13°, beam angles are rounded to the nearest whole number. For beam angles between 13° and 50°, values are rounded to the nearest 5°. For beam angles 50° and greater, the value is rounded to the nearest 10°. As an example, a family of lamps with an average beam angle of 13° is classified as 15°, and a family of lamps with an average beam angle of 54° would be classified as 50°.

LIFE RATING

The average rated life for 130V halogen lamps operated at 120V is conservatively estimated to be approximately 2 times the life when operated at 130V.

ANSI CODE REFERENCE GUIDE

ANSI CODE	ITEM NO.	L.L. ORDERING ABBREVIATION (EXCEPT VOLTS)	VOLTS	ANSI CODE	ITEM NO.	L.L. ORDERING ABBREVIATION (EXCEPT VOLTS)	VOLTS	ANSI CODE	ITEM NO.	L.L. ORDERING ABBREVIATION (EXCEPT VOLTS)	VOLTS
BAB	58301	20MR16/T/FL35/C	12	ETC	58741	150Q/CL/DC	120	FCL	58996	500T3Q/CL	120
EHM	58998	300T3Q/CL	120	ETG	58735	150Q/CL/MC/2	120	FMW	58305	35MR16/T/FL35/C	12
EHT	58762	250Q/CL/MC	120	ETH	58736	150Q/MC	120	FNV	58310	50MR16/T/WFL60/C	12
ESL	58738	150Q/CL/MC	120	EVR	58766	500Q/CL/MC	120	FRB	58303	35MR16/T/SP10/C	12
ESM	58763	250Q/MC	120	EXN	58309	50MR16/T/FL35/C	12	FTB	55133	20MR11/T/SP10/C	12
ESN	58761	100Q/CL/MC	120	EXZ	58308	50MR16/T/NFL25/C	12	FTD	55134	20MR11/T/FL35/C	12
ESR	58755	100Q/CL/DC	120	EYV	58768	500Q/MC	130	FTE	55135	35MR11/T/SP10/C	12
ESS	58720	250Q/CL/DC	120	EYW	58756	500Q/CL/MC	130	FTH	55136	35MR11/T/FL35/C	12
ESX	58300	20MR16/T/SP10/C	12	EYX	58767	500Q/MC	120				

¹ Life in years based on 3 hours operation per day.

² Cost per Year based on 3 hours per day, \$0.11 per kWh.

SPECIALTY HALOGEN LAMPS

CAPSYLITE® G9 Halogen Lamps

Nominal Wattage	Bulb Shape	MOL (in)	Base	Product Number	Ordering Abbreviation	Finish	Pkg Qty	Average Rated Life (hrs)	Initial Lumens	CCT (K)	CRI	Filament	Notes
25	G9	1.69	GU9 Bipin	57020	25T4/G9/CL 120V	Clear	20	2000	255	2900	100	CC-2V	☀️,5,6,7
40	G9	1.69	GU9 Bipin	57022	40T4/G9/CL 120V	Clear	20	2000	510	2900	100	CC-2V	☀️,5,6,7
				57025	40T4/G9/F 120V	Frosted	20	2000	480	2900	100	CC-2V	☀️,5,6,7
				57033	40T4G9/CL/BL 120V	Clear	10	2000	510	2900	100	CC-2V	☀️,5,6,7

Single End 120V Halogen Lamps

Nominal Wattage	Bulb Shape	MOL (in)	Base	Product Number	Ordering Abbreviation	Finish	Pkg Qty	Average Rated Life (hrs)	Initial Lumens	CCT (K)	CRI	Filament	Notes
75	T3	2.56	E11 Mini Can	58884	75Q/CL/MC/CP 120V	Clear	6	2000	1400	2950	100	CC-8	☀️,6,7,12
100	T3	2.75	E11 Mini Can	58761	100Q/CL/MC(ESN) 120V	Clear	12	1000	1800	2950	100	CC-8	☀️,6,7,12
150	T3	3.00	E11 Mini Can	58735	150Q/CL/MC/2(ETG) 120V	Clear	12	2000	2800	2950	100	CC-8	☀️,6,7,12
				58736	150Q/MC(ETH) 120V	Frosted	12	2000	2700	2950	100	CC-8	☀️,6,7,12
150	T3	2.75	E11 Mini Can	58738	150Q/CL/MC(ESL) 120V	Clear	12	1000	2800	2950	100	CC-8	☀️,6,7,12
250	T3	3.13	BA15d Double Contact Bayonet	58720	250Q/CL/DC(ESS) 120V	Clear	12	2000	5000	2950	100	CC-8	☀️,6,7,12
250	T3	3.13	E11 Mini Can	58762	250Q/CL/MC(EHT) 120V	Clear	12	2000	5000	2950	100	CC-8	☀️,6,7,12
				58763	250Q/MC(ESM) 120V	Frosted	12	2000	4850	2950	100	CC-8	☀️,6,7,12
500	T3	3.75	E11 Mini Can	58766	500Q/CL/MC(EVR) 120V	Clear	12	2000	10450	2950	100	CC-8	☀️,6,7,12
				58767	500Q/MC(EYX) 120V	Frosted	12	2000	10100	2950	100	CC-8	☀️,6,7,12

Single End 130V Halogen Lamps

Nominal Wattage	Bulb Shape	MOL (in)	Base	Product Number	Ordering Abbreviation	Finish	Pkg Qty	Average Rated Life (hrs)	Initial Lumens	CCT (K)	CRI	Filament	Notes
100	T3	2.44	BA15d Double Contact Bayonet	58732	100Q/CL/DC 130V	Clear	12	1000	1900	2950	100	CC-8	☀️,6,7,12
100	T3	2.75	E11 Mini Can	58760	100Q/CL/MC 130V	Clear	12	1000	1800	2950	100	CC-8	☀️,6,7,12
150	T3	2.75	E11 Mini Can	58733	150Q/CL/MC 130V	Clear	12	1000	2800	2950	100	CC-8	☀️,6,7,12
150	T3	2.75	BA15d Double Contact Bayonet	58741	150Q/CL/DC(ETC) 120V	Clear	12	2000	2800	2950	100	CC-8	☀️,6,7,12
250	T3	3.13	E11 Mini Can	58764	250Q/CL/MC 130V	Clear	12	2000	5000	2950	100	CC-8	☀️,6,7,12
500	T3	3.75	E11 Mini Can	58756	500Q/CL/MC(EYW) 130V	Clear	12	2000	10000	2950	100	CC-8	☀️,6,7,12
				58768	500Q/MC(EYV) 130V	Frosted	12	2000	10000	2950	100	CC-8	☀️,6,7,12

¹ Life in Years based on 3 hours operation per day.

² Cost per Year based on 3 hours per day, \$0.11 per kWh.