

Type 17P Series

Key Features

- Polymer thick film element
- Switch versions available
- Dual gang version available
- High reliability
- Small versatile size
- All plastic body
- Plastic spindle
- Flame retardant

Applications

- Audio
- Industrial controls
- Lighting
- Appliances



Specify the type 17P for applications where high insulation resistance and voltage proof are key requirements. The materials used in the all plastic body and spindle construction are UL approved making it a suitable component for domestic appliances and control systems where safety is of prime importance. This popular low cost potentiometer is suitable for industrial and professional applications. A range of approved switches can be added to the rear of the potentiometer, to produce rotary or push-push action mains switches.

Characteristics - Electrical

Resistance Range:	1K to 1M (linear), 4K7 to 470K (non linear)
Resistance Value:	1, 2.2 and 4.7 in each decade
Resistance Tolerance:	± 20% (10% by selection)
Rated Dissipation at 20°C:	0.25W (linear), 0.125W (non linear)
Limiting Element Voltage:	350V DC or AC (rms)
Electrical Rotation:	267° without switch, 232° with switch
Terminal Resistance:	5Ω, maximum
Noise (ENR):	2% maximum (linear), 3% maximum (non linear)
Insulation Resistance:	4GΩ, minimum
Voltage Proof:	1kV AC peak

Characteristics - Environmental

Limits of Resistance Change:	15% (after 1000hrs. endurance)
Temperature Characteristics of Resistance:	5% (20°C to 70°C)
Bump Severity:	390m/s ² , 4000 bumps
Vibration Severity:	10 - 500Hz, 0.75 mm or 98M/s ²
Climatic Category:	25/70/04
Mechanical Endurance:	20000 operations (minimum)

Characteristics - Mechanical

Operating Torque:	15mNm maximum
Mechanical Rotation:	300° nominal
End Stop Torque:	350mNm maximum

Characteristics - Switch

	B & D	A & E	P
Switch Type:	1A	4A	10A
Current/Voltage Rating:	1.0A - 24V DC 0.3A - 250V AC	10A - 12V DC 4A - 250V AC	10A - 250V AC
On/Off Torque:	40mNm maximum	40mNm maximum	Life - 25,000 cycles minimum
Initial Contact Resistance:	20mΩ	20mΩ	Proof Voltage - 3kV minimum
Contact Gap:	3mm	3mm	

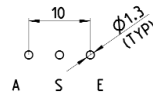
Type 17P Series

Dimensions

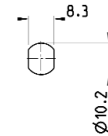
Single Potentiometer



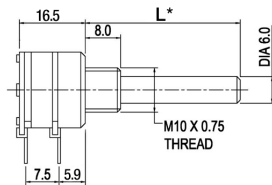
PCB Layout



Bush Mounting Panel Cutout



Dual Potentiometer



Single Switched Potentiometer



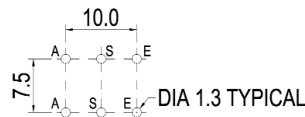
Rotary Switch PCB Layout



Push-Push Switch PCB Layout



Dual Potentiometer PCB Layout



L* - Standard shaft length 35mm
All dimensions given from component side

How to Order



TE Connectivity, TE connectivity (logo) and TE (logo) are trademarks.

Other logos, product and Company names mentioned herein may be trademarks of their respective owners.

While TE has made every reasonable effort to ensure the accuracy of the information in this datasheet, TE does not guarantee that it is error-free, nor does TE make any other representation, warranty or guarantee that the information is accurate, correct, reliable or current. TE reserves the right to make any adjustments to the information contained herein at any time without notice. TE expressly disclaims all implied warranties regarding the information contained herein, including, but not limited to, any implied warranties of merchantability or fitness for a particular purpose. The dimensions in this datasheet are for reference purposes only and are subject to change without notice. Specifications are subject to change without notice. Consult TE for the latest dimensions and design specifications.