



INTRODUCTION FLYER

Mini K HV - Compact Precharge Relay

The Mini K HV supports the connection and disconnection of the traction battery in switching assemblies for hybrid and battery electric vehicles. As a compact precharge relay, the Mini K HV takes over the charging of the filter capacitors over a precharge resistor directly before the operation of the main relay, protecting the main relay's contacts from extreme inrush currents.

With significantly reduced dimensions of 25.5x20.7x19.3mm for the PCB version, the Mini K HV represents a major innovation compared to current precharge relay solutions. A specially optimized design of the switching contacts enables this miniature relay to switch loads of up to 20A at a system voltage of up to 450V. Even under fault conditions, it is able to reliably disconnect the precharge circuit from the traction battery. In addition to the standard version with printed circuit board terminals, it is also available as a plug-in relay with quick-connect terminals.



www.te.com • relays.te.com
<http://www.te.com/en/product-launch/mini-khv.html>

Mini K HV - Plug-in and PCB



KEY FEATURES

- Compact high voltage relay for precharge applications up to 450V
- Precharge currents up to 20A
- Limiting break currents up to 20A
- Available with PCB and plug-in terminals
- Reduced dimensions in mm: for PCB version 25.5x20.7x19.3, 29.9x29.95x36.6 for plug-in version

MORE INFORMATION

Tyco Electronics AMP GmbH
a TE Connectivity Ltd. company
TE Relay Products
AMPèrestr. 12-14
64625 Bensheim / Germany
Phone: +49-(0)6251-133-0
Fax: +49-(0)6251-133-1600

www.te.com • relays.te.com
<http://www.te.com/en/product-launch/mini-khv.html>

Data Sheet Link

TE Connectivity (logo) and TE Connectivity are trademarks of the TE Connectivity group of companies and its licensors.

Other logos, product or company names mentioned herein may be trademarks of their respective owners.

Tyco Electronics AMP GmbH certified acc. ISO 14001 and ISO/TS 16949:2002

© 2013 Tyco Electronics AMP GmbH
1308003-1 EVE 1 Issued 01-2013

APPLICATIONS

- DC high voltage precharge applications in
 - Hybrid
 - Full battery electric vehicles
 - Fuel cell cars

CONTACT DATA

- Contact arrangement: 1 form X (NO-DM)
- Rated voltage: 400VDC
- Limiting continuous current: max. continuous current is limited and depends on operating conditions¹⁾
- Limiting making current: 20A (make, >10⁵ops.)
- Limiting breaking current: 20A (break, >10ops.)²⁾
- Operate/release time max. (typ.): 2.5/1ms

1) Consult TE Relay Products for details. 2) Min. 10 fault break operations.

COIL DATA

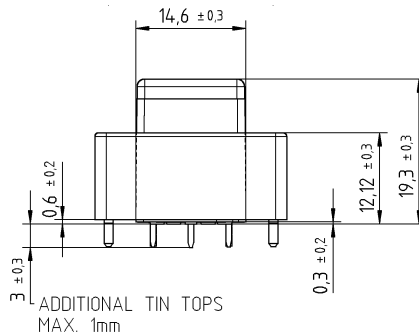
- Rated coil voltage/power: 12VDC¹⁾
- Rated coil power: 2.9W¹⁾

OTHER DATA

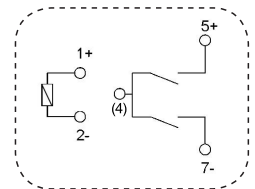
- Ambient temperature: -40 to +85°C
- Category of environmental protection: sealed
- Terminal type: plug-in, quick connect, PCB
- Dimensions LxWxH: 25.5x20.7x19.3mm (PCB version), 29.9x29.9x36.6mm (plug-in version without terminals)

DIMENSIONS AND TERMINAL ASSIGNMENT

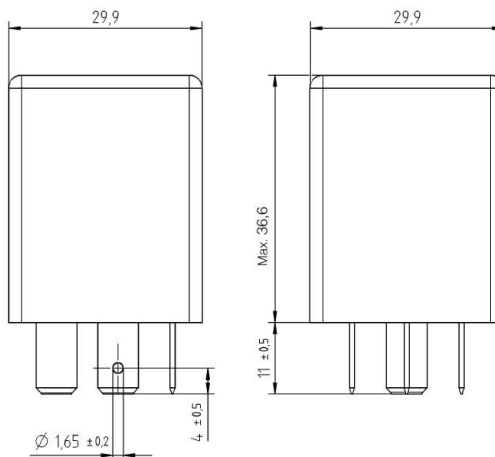
Dimensions PCB version



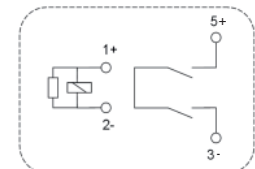
Terminal Assignment 1 form X (NO DM)



Dimensions plug-in version



Terminal Assignment 1 form X (NO DM) with resistor



While TE has made every reasonable effort to ensure the accuracy of the information in this product flyer, TE does not guarantee that it is error-free, nor does TE make any other representation, warranty or guarantee that the information is accurate, correct, reliable or current. TE reserves the right to make any adjustments to the information contained herein at any time without notice. TE expressly disclaims all implied warranties regarding the information contained herein, including, but not limited to, any implied warranties of merchantability or fitness for a particular purpose. The dimensions in this product flyer are for reference purposes only and are subject to change without notice. Specifications are subject to change without notice. Consult TE for the latest dimensions and design specifications.