



DEUTSCH HIGH-POWER CONTACTS

MIL-DTL-5015-QUALIFIED CONTACTS DESIGNED
FOR LONG-TERM RELIABILITY

DEUTSCH HIGH-POWER CONTACTS

MIL-DTL-5015-Qualified Contacts for Long-Term Reliability



LONG-TERM DURABILITY

- Plating engineered to provide a copper diffusion barrier and corrosion resistance
- Swiss screw-machined contacts achieve tight dimensional tolerances

REDUCED PLATING WEAR

- High-temperature stability allows lower contact force

APPLICATIONS

- Military Defense
- Aerospace
- Transportation

DEUTSCH MIL-DTL-5015 contacts from TE Connectivity (TE) are designed to meet the demand for high power applications in a variety of markets.

MECHANICAL

Contacts are designed to provide adequate normal force over a range of temperatures to achieve low contact resistance and minimum plating wear.

ELECTRICAL

- **Voltage Rating:** Conforms to SAE AS39029 standards

Contact Size	Test Current (A)	Maximum Voltage Drop (mV)		
		25 °C	125 °C	200 °C
0	150	53	80	90
4	80	58	88	100
8	46	65	98	113

MATERIALS

Copper base metal, plated with nickel and silver.

The nickel plating provides a diffusion barrier to guard against copper migration. Silver plating minimizes contact resistance and provides corrosion protection.

STANDARDS

- **Application Specification:** MIL-DTL-5015
- **Product Specification:** MIL-DTL-5015 (as applicable to contacts)

Contact Part Numbers

Contact Size	Wire Range		Socket		Pin	
	AWG	mm ²	TE Part No.	Military Part No.	TE Part No.	Military Part No.
0	2-0*	33.61-53.46	0662-207-0082	AS39029/30-222	0660-206-0082	AS39029/29-216
4	6-4*	13.29-21.14	0662-207-0482	AS39029/30-221	0660-206-0482	AS39029/29-215
8	10-8*	5.26-8.36	0662-207-0882	AS39029/30-220	0660-206-0882	AS39029/29-214

Wire-Reducing Bushing Part Numbers

Contact Size	TE Part No.
0	0621-206-0082
4	0621-206-0482
8	0621-206-0882

Each contact can accommodate one wire size smaller if wire-reducing bushings are used.

TE Components . . . TE Technology . . . TE Know-how . . .

AMP | Agastat | CII | Hartman | Kilovac | Microdot | Nanonics | Polamco | Raychem | Rochester | DEUTSCH SEACON Phoenix | L.L. Rowe | Phoenix Optix | SEACON

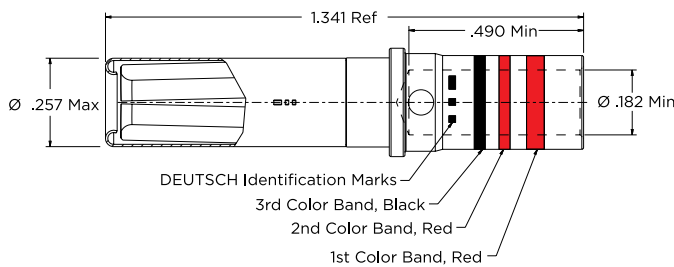
Get your product to market faster with a smarter, better solution.

Tooling Part Numbers

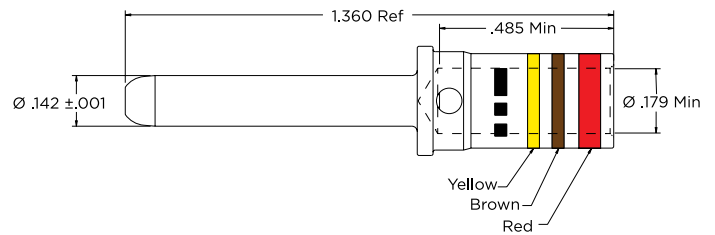
Contact Size	Military Part No.			
	Crimping Tool	Die Assembly	Locator	Insertion/Withdrawal
0	M22520/23-01	M22520/23-05	M22520/23-13	M81969/29-04
4	M22520/23-01	M22520/23-04	M22520/23-11	M81969/29-03
8	M22520/23-01	M22520/23-02	M22520/23-09	M81969/29-02

Pneumatic crimping tool is required for crimping. Military-standard contact insertion/removal tools are recommended by TE.

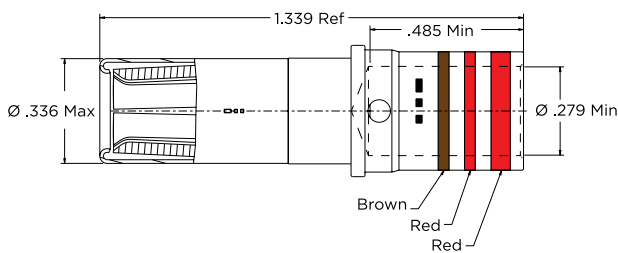
Part No. 0662-207-0882
Contact, Socket
Size 8



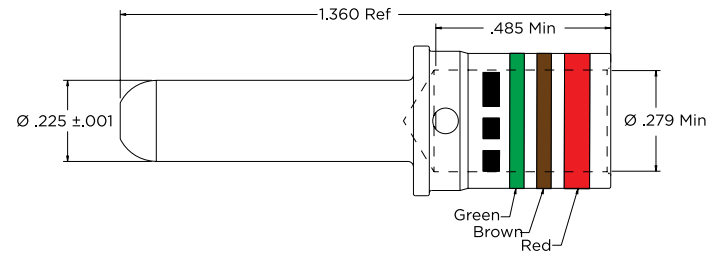
Part No. 0660-206-0882
Contact, Pin
Size 8



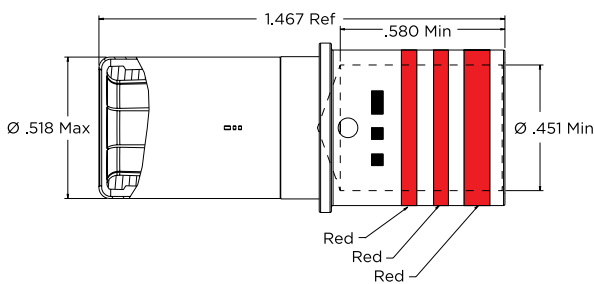
Part No. 0662-207-0482
Contact, Socket
Size 4



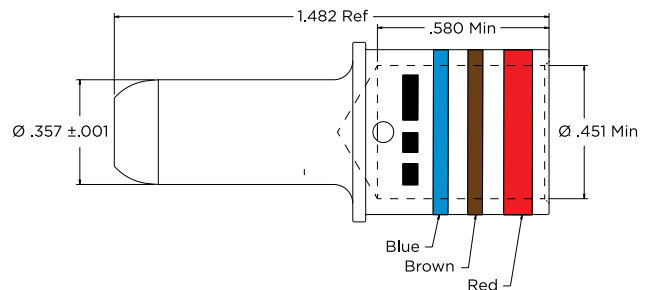
Part No. 0660-206-0482
Contact, Pin
Size 4



Part No. 0662-207-0082
Contact, Socket
Size 0



Part No. 0660-206-0082
Contact, Pin
Size 0



For More Information

TE Technical Support Center

North America	+1 800 522 6752
Asia Pacific	+86 0 400 820 6015
Austria	+43 1 905 601 228
Baltic Regions	+46 8 5072 5000
Benelux	+31 73 6246 999
Czech Republic	+420 800 701 462
France	+33 1 34 20 86 86
Germany	+49 6251 133 1999
Hungary	+36 809 874 04
Italy	+39 011 401 2632
Nordic	+46 8 5072 5000
Poland	+48 800 702 309
Russia	+7495 790 790 2
Spain/Portugal	+34 93 2910366
Switzerland	+41 52 633 66 26
United Kingdom	+44 800 267 666

Follow us on Twitter for all the latest product news
@TEConnectivity, and on Facebook, TEConnectivity.

te.com

© 2015 TE Connectivity Ltd. family of companies. All Rights Reserved.

1-1773732-2 ADM/RRD 2.5M 06/2015

DEUTSCH, TE, TE Connectivity and the TE connectivity (logo) are trademarks of the TE Connectivity Ltd. family of companies.

Other product or company names mentioned herein may be trademarks of their respective owners.

While TE has made every reasonable effort to ensure the accuracy of the information herein, nothing herein constitutes any guarantee that such information is error-free, or any other representation, warranty or guarantee that the information is accurate, correct, reliable or current. The TE entity issuing this publication reserves the right to make any adjustments to the information contained herein at any time without notice. All implied warranties regarding the information contained herein, including, but not limited to, any implied warranties of merchantability or fitness for a particular purpose are expressly disclaimed. The dimensions herein are for reference purposes only and are subject to change without notice. Specifications are subject to change without notice.

Consult TE for the latest dimensions and design specifications.