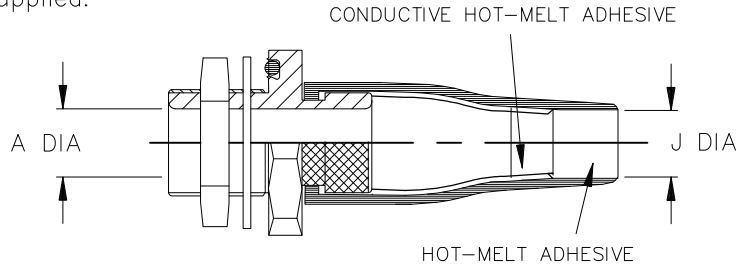


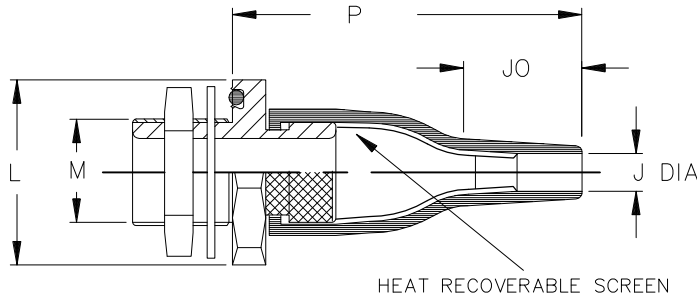
REVISIONS

P	LTR	DESCRIPTION	DATE	DWN	APVD
	4	RELEASED AS PER ECO-17-009529	03JUL2017	PV	MP

a) Part as supplied.

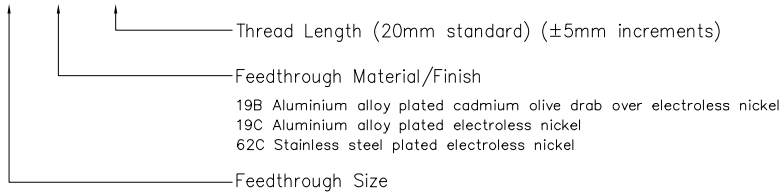


b) Part after unrestricted recovery.



NOTES:

TCFR-XX-XXX-OXX-100CH



Moulded Part Material: -100C (Black); Polyolefin/Silver Composites, Semi-flexible ZEROHAL™ Low fire hazard

Kits to include cleaning tissue, 1 piece 100 grit emery cloth & packing piece.  
Kit to be used in conjunction with TCFS installation procedure.

Dimensions in mm [inches for reference]

Part No.	A MIN	J		M THREAD	A/F NUT	L NOM	P ±10% b	JO REF b
		MIN a	MAX b					
TCFR-12	7.4 [.29]	7.0 [.28]	5.0 [.20]	M12 X 1.5	17 [.67]	24 [.94]	50 [1.97]	15 [.59]
TCFR-16	10.1 [.40]	9.0 [.35]	6.0 [.24]	M16 X 1.5	22 [.87]	29 [1.14]	52 [2.05]	17 [.67]
TCFR-20	14.1 [.56]	11.0 [.43]	7.2 [.28]	M20 X 1.5	27 [1.06]	34 [1.34]	60 [2.36]	20 [.79]
TCFR-24	19.1 [.75]	17.0 [.67]	8.5 [.33]	M24 X 1.5	30 [1.18]	38 [1.50]	74 [2.91]	25 [.98]
TCFR-30	24.1 [.95]	21.0 [.83]	10.0 [.39]	M30 X 1.5	36 [1.42]	47 [1.85]	85 [3.35]	30 [1.18]
TCFR-36	30.1 [1.19]	29.0 [1.14]	15.8 [.62]	M36 X 1.5	41 [1.61]	52 [2.05]	95 [3.74]	30 [1.18]
TCFR-48	40.1 [1.58]	36.0 [1.42]	16.8 [.66]	M48 X 1.5	55 [2.17]	67 [2.64]	112 [4.41]	38 [1.50]

RELEASED FOR PUBLICATION

ALL RIGHTS RESERVED.

COPYRIGHT 2016 By TE Connectivity

THIS DRAWING IS UNPUBLISHED.

DIMENSIONS: mm [INCHES]	DWN P. VU 17OCT2016	MATERIAL SEE NOTES	FINISH SEE NOTES
	CHK N. NAGAR 17OCT2016		
TOLERANCES UNLESS OTHERWISE SPECIFIED:	APVD M. POPE 17OCT2016		
0 PLC ± -	PRODUCT SPEC	SIZE A4	
1 PLC ± -	APPLICATION SPEC	CAGE CODE 00779	DRAWING NO TCFR-XX-XXX-OXX-100CH
2 PLC ± -	WEIGHT	RESTRICTED TO -	
3 PLC ± -		SCALE DNS	
4 PLC ± -		SHEET 1 OF 1	
ANGLES ± -		REV 4	
CUSTOMER DRAWING			