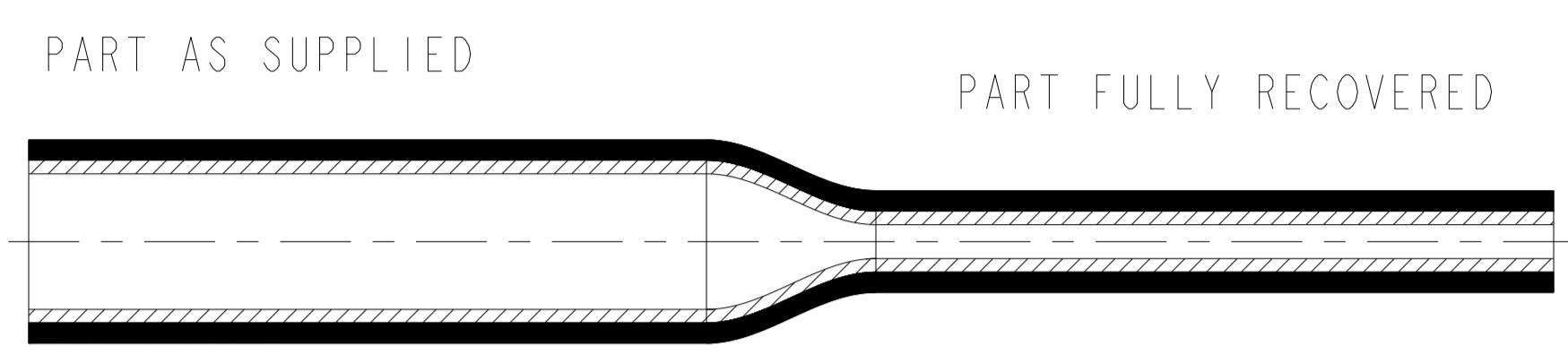
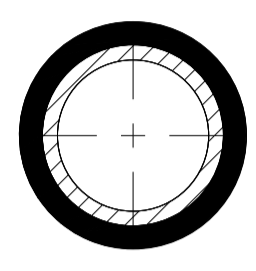
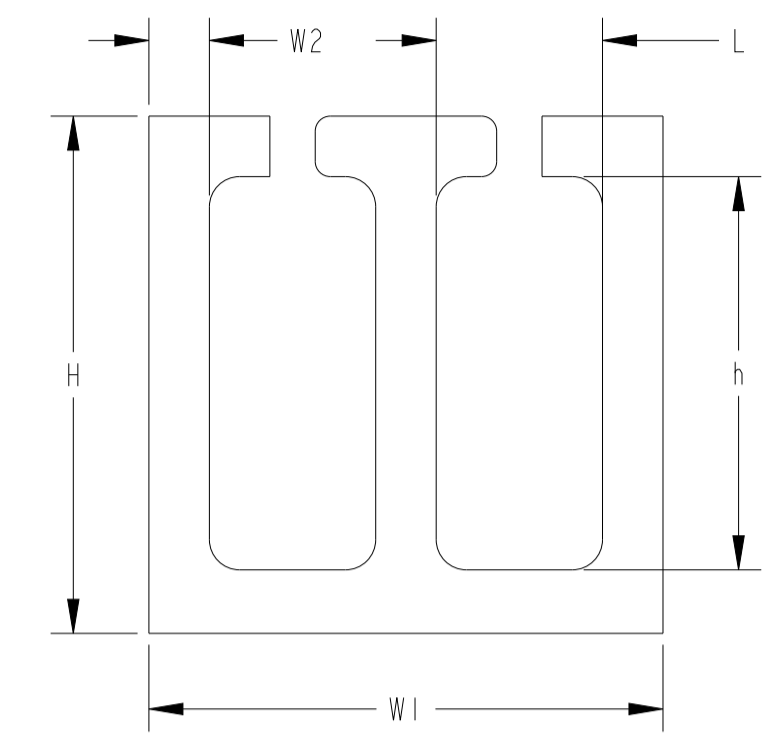


COMPONENT 1 (DIMENSIONS REFER FROM STANDARD SIZES DRAWING AS PER BELOW TABLE)



COMPONENT 2 GENERIC VIEW



REVISIONS				
P	LTN	DESCRIPTION	DATE	APVD
A		NEW DRAWING	12DEC2023	BDA VN

PRODUCT DIMENSIONS

PART NUMBER	COMPONENT 1 (DIMENSIONS REFER FROM STANDARD SIZES DRAWING)	PART DESCRIPTION	COMPONENT 2										CHANNELS	PRODUCT INDIVIDUAL CHANNELS VIEW	SUPPLIED CUT LENGTH
			H ±20 %		h ±20 %		L ±20 %		W1 ±20 %		W2 ±30 %				
			mm	in.	mm	in.	mm	in.	mm	in.	mm	in.			
EL6534-000 RBK-105-KIT-2402-A0	HTAT-12/3-0-25MM HTAT_STANDARD_SIZES	RBK-105-NR5020/A-X-8MM	8.55	0.337	6.50	0.256	2.75	0.108	8.50	0.335	1.00	0.039	2		8.00
EL6588-000 RBK-105-KIT-0102-A0	HTAT-12/3-0-40MM HTAT_STANDARD_SIZES														
EM8989-000 RBK-105-KIT-0202-A0	HTAT-12/3-0-50MM HTAT_STANDARD_SIZES														
EM8990-000 RBK-105-KIT-0402-A0	HTAT-12/3-0-30MM HTAT_STANDARD_SIZES														
EM8991-000 RBK-105-KIT-0702-A0	HTAT-12/3-0-55MM HTAT_STANDARD_SIZES														
EL6583-000 RBK-105-KIT-1103-A0	RNF-3000-NR529-0-40MM RNF-3000-NR529	RBK-105-NR5030/A-X-8MM	8.55	0.337	6.50	0.256	2.75	0.108	12.25	0.492	1.00	0.039	3		8.00
EL6596-000 RBK-105-KIT-0103-A0	HTAT-16/4-0-40MM HTAT_STANDARD_SIZES														
003975-000 RBK-105-KIT-0204-A0	HTAT-16/4-0-33MM HTAT_STANDARD_SIZES	RBK-105-NR5040/A-X-8MM	8.50	0.335	6.50	0.256	2.75	0.108	16.00	0.630	1.00	0.039	4		8.00
EL6530-000 RBK-105-KIT-0204-A0	HTAT-16/4-0-33MM HTAT_STANDARD_SIZES														
EL6532-000 RBK-105-KIT-0504-A0	HTAT-16/4-0-45MM HTAT_STANDARD_SIZES														
EL6595-000 RBK-105-KIT-0105-A0	HTAT-24/6-0-45MM HTAT_STANDARD_SIZES	RBK-105-NR5050/A-X-8MM	8.50	0.335	6.50	0.256	2.75	0.108	19.75	0.778	1.00	0.039	5		8.00
EM8995-000 RBK-105-KIT-0805-A0	HTAT-32/8-0-70MM HTAT_STANDARD_SIZES														
EM8996-000 RBK-105-KIT-0905-A0	HTAT-24/6-0-45MM HTAT_STANDARD_SIZES														

PRODUCT INFORMATION

- COMPONENT-2
MATERIAL: HOT MELT ADHESIVE COLOUR: AMBER
- TUBING CUT TO SPECIFIC LENGTHS CAN BE SUPPLIED FROM THE PRODUCT SIZES REFERENCED WITHIN THIS DRAWING

STANDARD CUTTING TOLERANCES (mm)	
CUT LENGTH	TOLERANCE
UPTO TO 9.90mm	±1.50mm
10mm TO 24.90mm	±1.50mm
25mm TO 54.90mm	±1.50mm
55mm TO 99.90mm	±3.00mm
100mm TO 149.90mm	±4.00mm
150mm TO 499.90mm	±5.00mm
500mm AND GREATER	±25.40mm

THIS DRAWING IS A CONTROLLED DOCUMENT.

DIMENSIONS: mm

TOLERANCES UNLESS OTHERWISE SPECIFIED:

0 PLC	±
1 PLC	±
2 PLC	±
3 PLC	±
4 PLC	±
ANGLES	±
FINISH	±

MATERIAL: SEE NOTES

DATE: 12DEC2023

CHK: SELVAPANDIAN B

APVD: VLADIMIR_NAMCC

NAME: RBK-105-KIT-STANDARD_SIZES

SIZE: A1

SCALE: NTS

SHEET: 1 OF 2

REV: A

CUSTOMER DRAWING

REVISIONS				
P	LTN	DESCRIPTION	DATE	APVD
-		SEE SHEET 1	-	-

PART NUMBER	COMPONENT 1 (DIMENSIONS REFER FROM STANDARD SIZES DRAWING)	PART DESCRIPTION	COMPONENT 2										CHANNELS	PRODUCT INDIVIDUAL CHANNELS VIEW	SUPPLIED CUT LENGTH
			H ±20 %		h ±20 %		L ±20 %		W1 ±20 %		W2 ±30 %				
			mm	in.	mm	in.	mm	in.	mm	in.	mm	in.			
EM8986-000 RBK-105-KIT-0107-A0	HTAT-24/6-0-65MM HTAT_STANDARD_SIZES	RBK-105-NR5070/A-X-8MM	8.50	0.335	6.50	0.256	2.75	0.108	27.25	1.083	1.00	0.039	7		8.00
EP9347-000 RBK-105-KIT-0508-A0	HTAT-24/6-0-47MM HTAT_STANDARD_SIZES	RBK-105-NR5080/A-X-8MM	8.50	0.335	6.50	0.256	2.75	0.108	31.00	1.220	1.00	0.039	8		8.00
EM8987-000 RBK-105-KIT-0110-A0	HTAT-32/8-0-65MM HTAT_STANDARD_SIZES	RBK-105-NR5100/A-X-12MM	8.50	0.335	6.50	0.256	2.75	0.108	38.50	1.516	1.00	0.039	10		12.00
EM8992-000 RBK-105-KIT-0510-A0	HTAT-32/8-0-60MM HTAT_STANDARD_SIZES														
EM8994-000 RBK-105-KIT-2110-A0	HTAT-32/8-0-65MM HTAT_STANDARD_SIZES														

THIS DRAWING IS A CONTROLLED DOCUMENT.

DIMENSIONS:	TOLERANCES UNLESS OTHERWISE SPECIFIED:	OWN: BASAVARAJA D A	14AUG2023	
mm	0 PLC ±	CHK: SELVAPANDIAN B	14AUG2023	
	1 PLC ±	APVD: VLADIMIR NEMEC	14AUG2023	NAME: RBK-105-KIT-STANDARD_SIZES
	2 PLC ±	PRODUCT SPEC	108-120026	SIZE: A
	3 PLC ±	APPLICATION SPEC	114-120023	CAGE CODE: -
	4 PLC ±	WEIGHT	-	DRAWING NO: RBK-105-KIT-STANDARD_SIZES
MATERIAL: SEE NOTES	ANGLES ±	CUSTOMER DRAWING	SCALE: NTS	RESTRICTED TO: -
	FINISH -			SHEET 2 OF 2
				REV A