

6

5

4


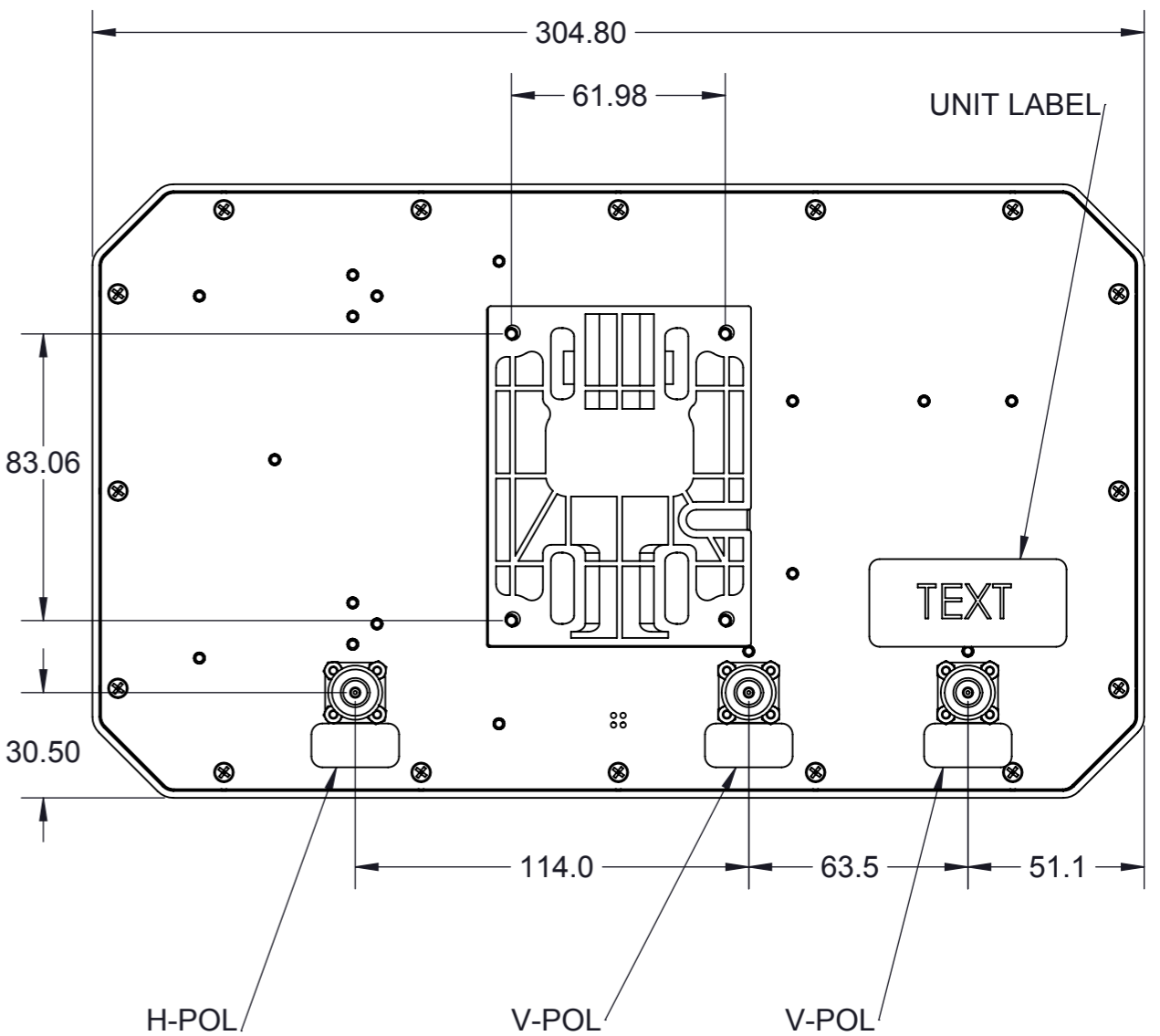
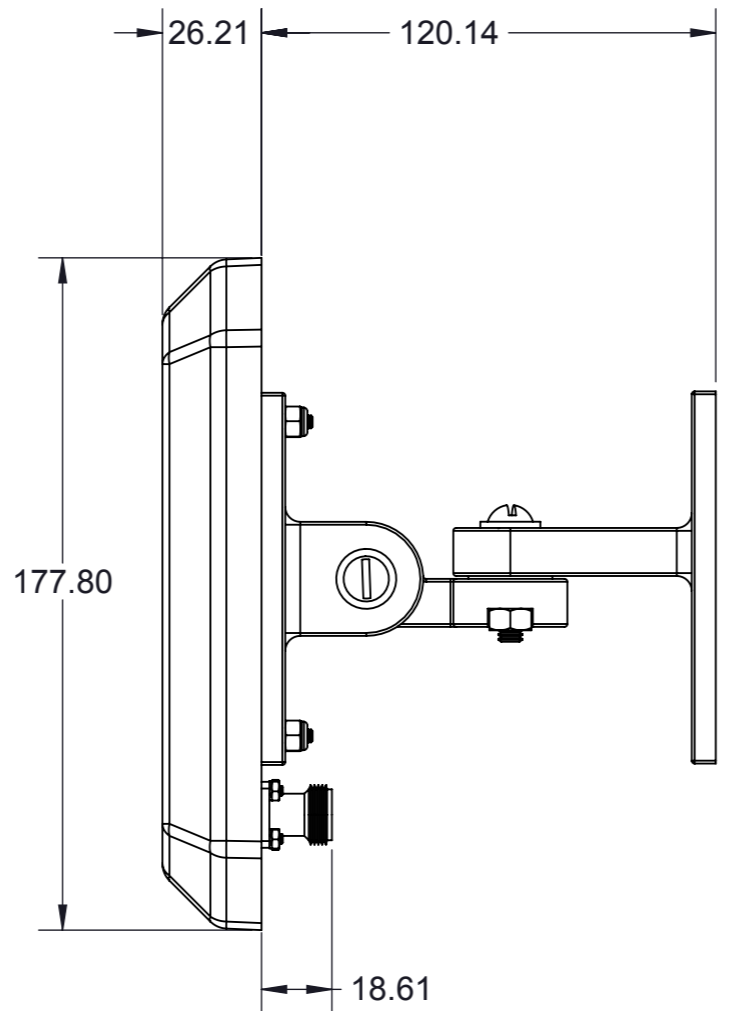
3

2

1

REVISIONS					
REV.	ECR#	ZONE	DESCRIPTION	CHANGED BY/DATE	APPROVED BY/DATE
AA			RELEASED FOR PRODUCTION	MJM 7/23/13	E.R. 7/23/13

Parameter	Performance	
Model Number	PDM24519-FNF	
Frequency	2400-2500 MHz	5150-5900MHz
Peak Gain	8.0 dBi	9.0 dBi
Azimuth Plane 3-dB Beamwidth (Typical)	90°	120°
Elevation Plane 3-dB Beamwidth (Typical)	45°	30°
Polarization	Dual Polarization(H, V)	
F/B Ratio	20 dB	
Impedance	50Ω	
VSWR V-Pole 2400-2500MHz	2.0:1	
VSWR V-Pole 5150-5900MHz	2.0:1	
VSWR H-Pole 2400-2500MHz	2.0:1	
VSWR H-Pole 5150-5900MHz	2.0:1	
Power	10 Watts	
RF Connector	Type N, Female Fixed	
Radome	MATERIAL: WHITE POLYCARBONATE	
Operating Temperature	-30 C to +70 C	
Storage Temperature	-40 C to +85C	
Water/Foreign Body Ingress	IP-67	
Antenna Weight	0.69 kg	



SCALE: 1:4

The component(s), including any plating, finishes, coatings, chemicals and surfaces treatments, supplied in this document/drawing must conform and comply with the latest issue of Laird Technologies Specification LT-GES-001, which fully includes but is not limited to all contents of EU Directives 2002/95/EC (RoHS Directive), as well as includes requirements of the Joint Industry Guide standard JIG-101, April 2005. The component(s) in this document/drawing may be subject to a full compound analysis for proof of compliance. The latest issue of Laird Technologies Specification LT-GES-001, (General Specification for the Environment) is readily available upon request from the supplier.

UNLESS OTHERWISE NOTED, THIS DOCUMENT CONTAINS LAIRD TECHNOLOGIES CONFIDENTIAL INFORMATION. REPRODUCTION, USE, DISCLOSURE OR TRANSMITTAL OF ALL OR ANY PART OF THIS DOCUMENT IS PROHIBITED EXCEPT TO THE EXTENT APPROVED IN WRITING BY AN AUTHORIZED REPRESENTATIVE OF LAIRD TECHNOLOGIES. LAIRD TECHNOLOGIES RESERVES ALL RIGHTS UNDER PATENTS, TRADEMARKS, COPYRIGHTS AND TRADE SECRETS. COPYRIGHT, LAIRD TECHNOLOGIES 2010, ALL RIGHTS RESERVED.

MATERIAL: N/A		THIRD ANGLE PROJECTION		MANCHESTER, NH 03103 USA	
FINISH: N/A		DO NOT SCALE DRAWING			
APPROVALS		DATE		TITLE: <h2 style="text-align: center;">PDM24519-FNF M & O DRAWING</h2>	
DRAWN BY	M.McGinnis	6/13/13			
PROJ. ENG.	T.Petropoulos	7/23/13			
APPL. MECH.	S.JOHNSON	7/23/13			
MFG.	B.THATCHER	7/23/13		SIZE A3	
				DWG. NO. PDM24519-FNF-MO	
				REV AA	
				SCALE: 1:2 PREVIOUS# SHEET 1 OF 1	

6

5

4

3

2

1