

FAST - X XX X - X X 00 X

CONNECTOR TYPE

SHELL TYPE

D - Unsealed
E - Sealed

CONTACT ARRANGEMENT

01 - 50 Size 20 Contacts
02 - 78 Size 22 Contacts
03 - 10 Size 16 Contacts and 39 Size 22 Contacts
07 - 5 Size 8 Contacts or K6 or Quadrax
08 - 3 Size 8 Contacts or K6 or Quadrax and 18 Size 20 Contacts

CONTACT TYPE

M - Male
F - Female

CONTACT TERMINATION

X - Crimp

CODING AND ATTACHMENT HARDWARE

A - Female Screw
B - Male Screw

KEYING

(If locking system existing)
00 - No Installed Keying
1st digit : Index position from 1 up 6 for the A cavity
2nd digit : Index position from 1 up 6 for the B cavity

CONNECTOR DELIVERY STATE

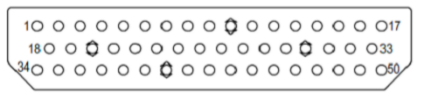
A - Connector Delivered without Contacts
B - Connector Delivered with Enlarged Barrel Contacts Size 16/14 and 20/18
D - Connector Delivered with Contacts

NOTE :

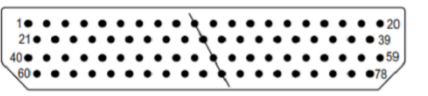
1. Arrangements 07 and 08 are always delivered without contacts
2. Unsealed version only available for arrangements 01, 02, and 03

For PCB versions, please contact TE.

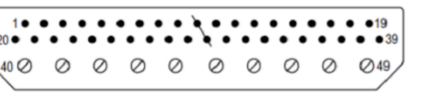
Contact Arrangements



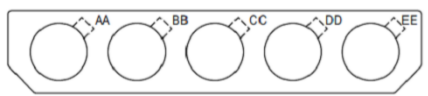
Arrangement 01
50 Size 20 Contacts



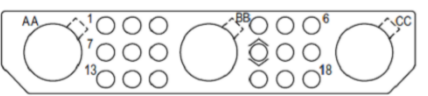
Arrangement 02
78 Size 22 Contacts



Arrangement 03
10 Size 16 Contacts
39 Size 22 Contacts



Arrangement 07
5 Size 8 Contacts




Arrangement 08
3 Size 8 Contacts
18 Size 20 Contacts

3D PREVIEW

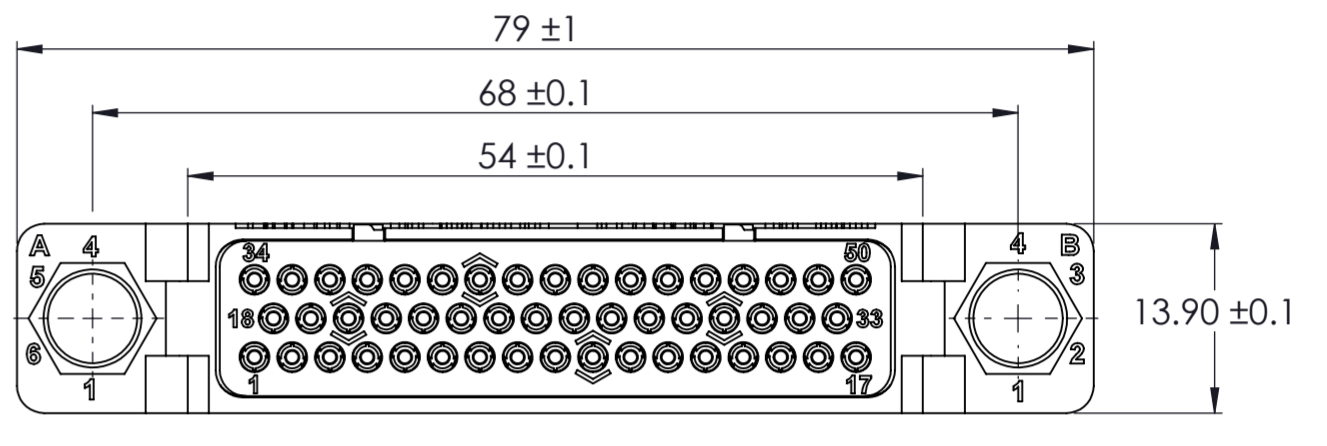
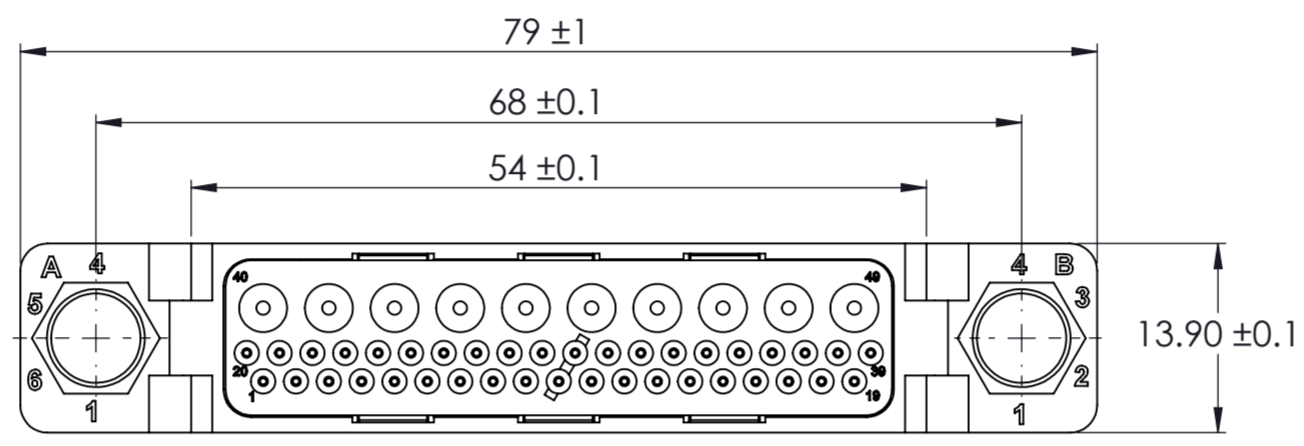
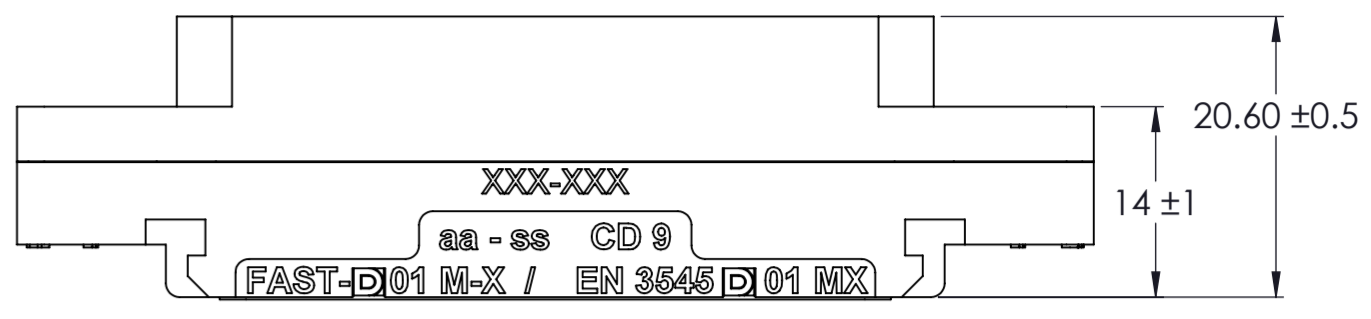
SHELL TYPE	MALE	FEMALE
Sealed		
Unsealed		

SHELLS FOR MALE CONTACTS

TYPE : E - Sealed Version




TYPE : D - Unsealed Version



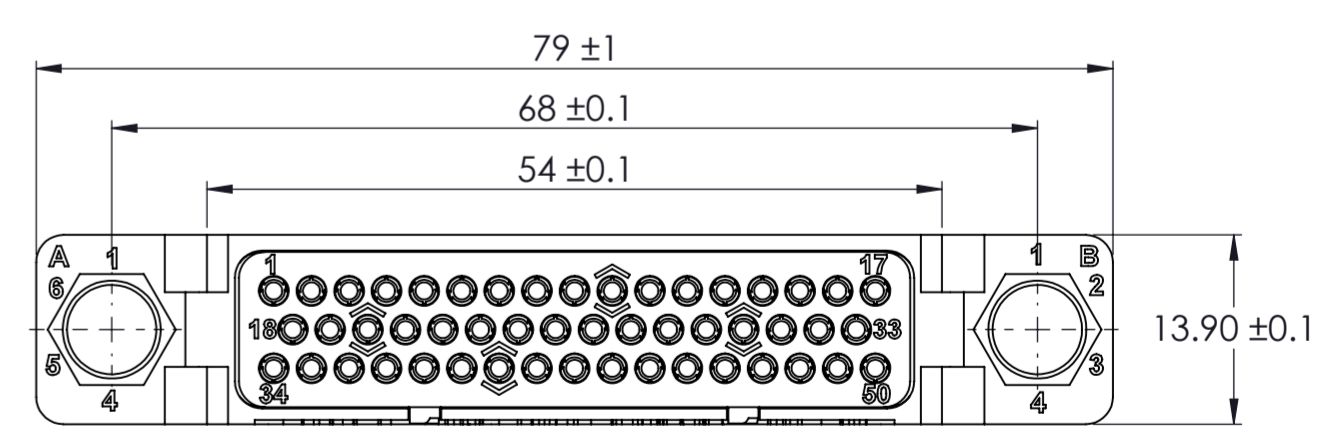
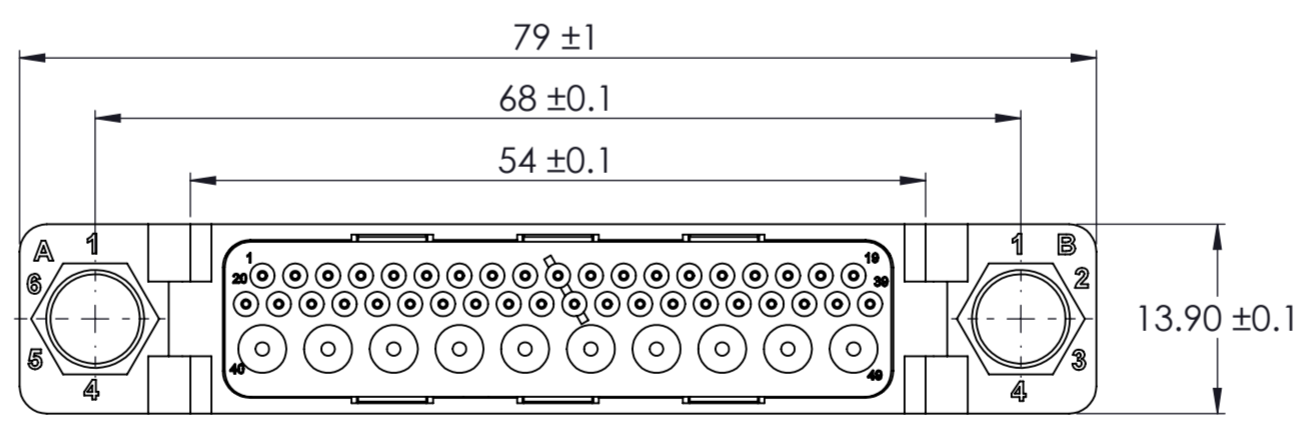

Contact Arrangement	A ±0.5	B ±0.5
01, 02, 03	19.50	26.30
07, 08	22.50	29.30

SHELLS FOR FEMALE CONTACTS

TYPE : E - Sealed Version



TYPE : D - Unsealed Version



Contact Arrangement	A ±0.5	B ±0.5
01, 02, 03	19.50	26.00
07, 08	22.50	29.00

CHARACTERISTICS

1. Shell Material : Thermoplastic
2. Contacts Material : Copper alloy, plated gold over nickel
3. Operating Temperatures: - 55°C to + 175°C
4. Withstanding Voltage at Sea Level: 1500 Vrms

DIMENSIONS: MM	TOLERANCES UNLESS OTHERWISE SPECIFIED:
	0 PLC ±
	1 PLC ±0.05
	2 PLC ±0.05
	3 PLC ±0.02
	4 PLC ±
ANGLES ±°	
SURFACE TEXTURE	

DWN LAKSHMI SUDHA R	MATERIAL -	HEAT TREAT -
CHK RAKESH S	TE Connectivity	
APVD VINCENT P		
NAME FAST CONNECTORS		
SCALE 2:1	SIZE A2	DRAWING NO FAST-X_++
SHEET 1 of 1	REV A	