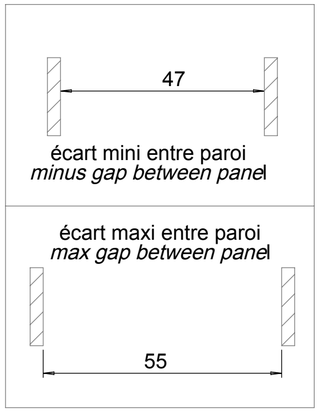

DECOUPE PAROI POUR PARTIE FIXE
PANEL CUTTING FOR FIXED PART

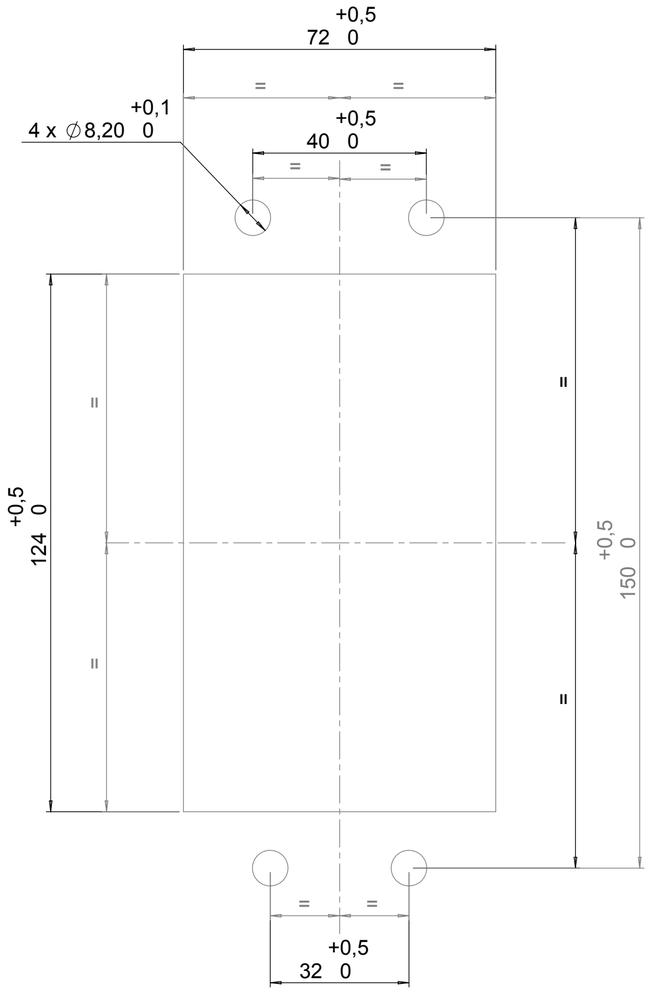

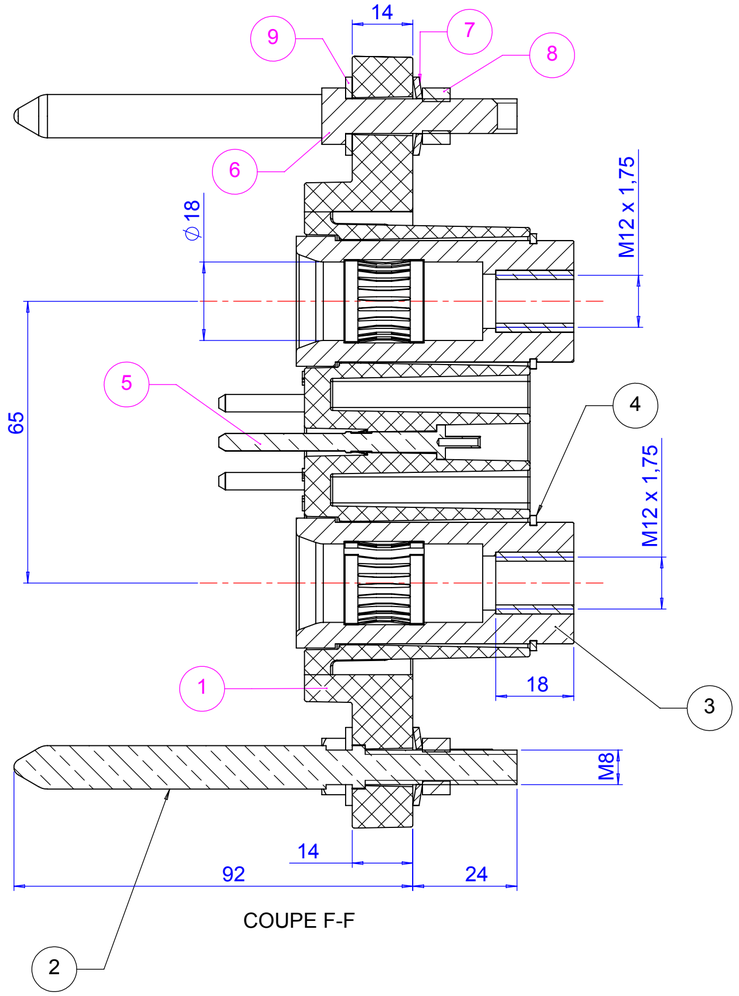

COUPE F-F

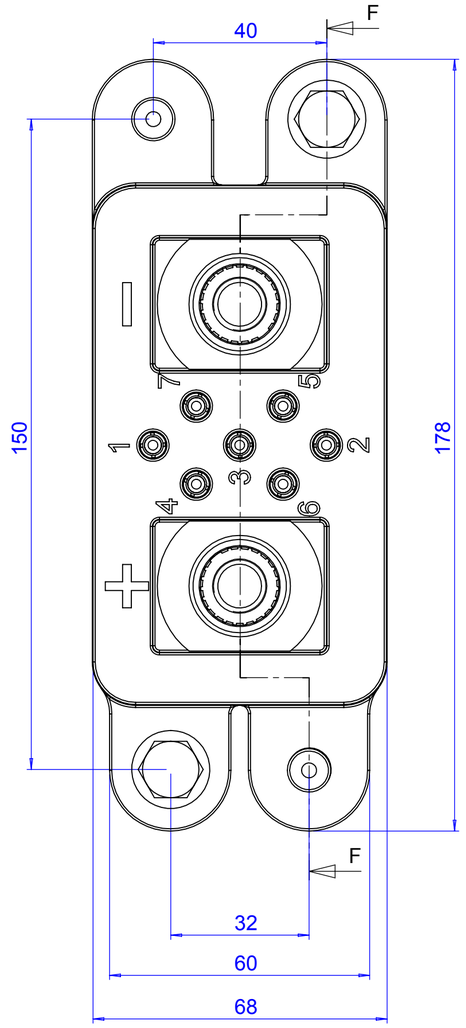

Référence commerciale : CSR31900-0001-A0001

Cotes pour information
Dimensions for information

Outillage sertissage et extraction / *Crimping and extraction tool* :

Calibre *Caliber*	Réf commerciale *Commercial ref*	Section admissible *Acceptable*	outillage sertissage *Crimping tool*	outillage extraction *Extraction tool*
4	DAM S18266-0004	0,5 to 1,5mm²	Pince / *Plier* : OCETA M317 Tourelle / *locator* : sans / *without* Sélecteur / *Selector* : 1 / 2	OUTCCIEXT-V0100

Couple de serrage vis / contact de puissance = 35N.m
(*Tightening torque of screw / power contact)*

Couple de serrage des vis de fixation = 20N.m
(*Tightening torque of mounting screw)*

REP Item	Codification Part number	Nbr Qty	Désignation Designation	Masse (g) Weight (g)	Matière Material	Observations Remarks
1	31345-000B2	1	Isolant femelle female insert	270,3	polyamide polyamide	
2	24783-000A3	2	broche de guidage centering pin	68,52	Inox Stainless steel	
3	S19535-0004	2	douille cal 18 socket cal 18	29,8	cuivre copper	
4	7100-28-I	2	Circlips snap ring	2,49	Inox Stainless steel	
5	S18266-0004	7	S/E broche pilote S/A pin pilot	7,22	Laiton Brass	
6	HM08x35-I	2	Vis HM8 x 35 Screw HM8 x 35	20,09	Inox Stainless steel	
7	0436-0008-M-I	4	Rondelle contact Spring washer	2,24	Inox Stainless steel	
8	HM08-I	4	Ecrou HM8 Nut H	5,53	Inox Stainless steel	
9	MU-08-I	2	Rondelle plate Plain washer	2,56	Inox Stainless steel	

INDIC. Revision	DATE Date	DESSINE PAR Drawn by	
C	08/03/11	LE	Modification du diabolo dans le sous ensemble S19535-0004 (16645-000A40 devient 15704-000A40) 315003
B	18/03/10	PP	Chgt référence circlips rep. 4 (était 7100-28-CB) 305002
A	25/02/08	SCT	Plan refait CAO + modification nomenclature (ajout repère 6, 7 et 8) 285205

PLAN SEMBLABLE OU PLAN DE REF. / *Similar drawing or reference drawing*

MODIFICATIONS-OBSERVATIONS / *Modifications-Comments*

DIFFUSION / *Dispatching*

ETAT DU DOCUMENT / *State of the document*: **EXECUTION**

MASSE / *Weight* en gramme / *in gram*: 619.32

SURFACE / *Surface* en mm²

VOLUME / *Volume* en mm³

NOTA : TOUTES LES COTES SATISFONT APRES PROTECTION / *Remark : All the dimensions are to be considered after plating*

SAUF INDICATIONS / *If not specified*: RA ▽ X

FAMILLE / *Type*: CSR

ECH / *Scale*: 1:1

S/E Connecteur rackable femelle partie fixe cal. 18

S/A Female rack connector fixed part cal. 18

A2

E31900-0001-A0001

DEUTSCH

Carrier Khéops Bac
Bd Pierre-Lefaucheux Z.I. 72027 LE MANS Cedex 2

Réf. 277 BE ind. F

THIS DOCUMENT IS THE PROPERTY OF CARRIER KHEOPS BAG. IT CANNOT BE USED, REPRODUCED OR COMMUNICATED WITHOUT WRITTEN AUTHORIZATION. THIS DRAWING WILL HAVE TO BE MODIFIED ONLY BY SOME CAD MEANS.

NFX 06 022

Repérage des cotes / *Dimensions marking* :
○ Cote majeur / *Major dimension*
△ Cote critique / *Critical dimension*
1 MINI MAXI
2 MAXI
3 MINI

TOLERANCES GENERALES SUIVANT ISO2768-m
acc. ISO2768-m General tolerances