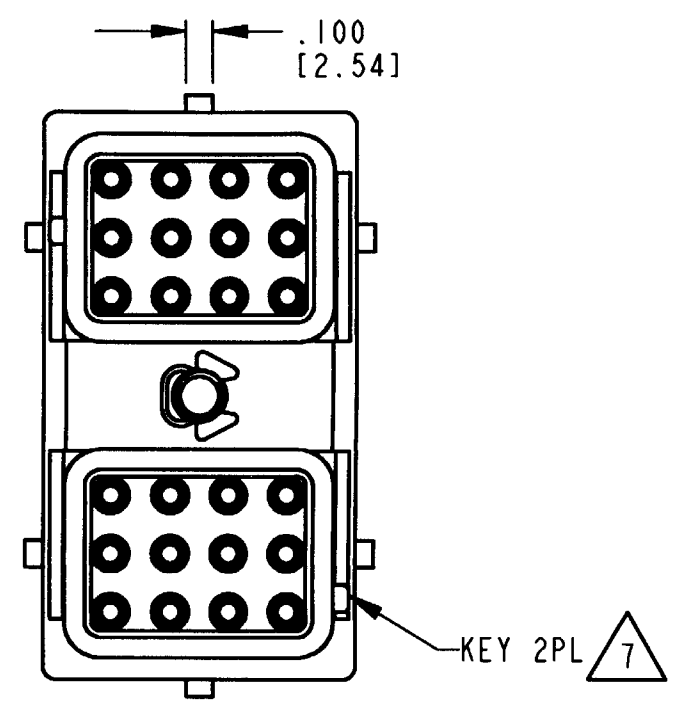
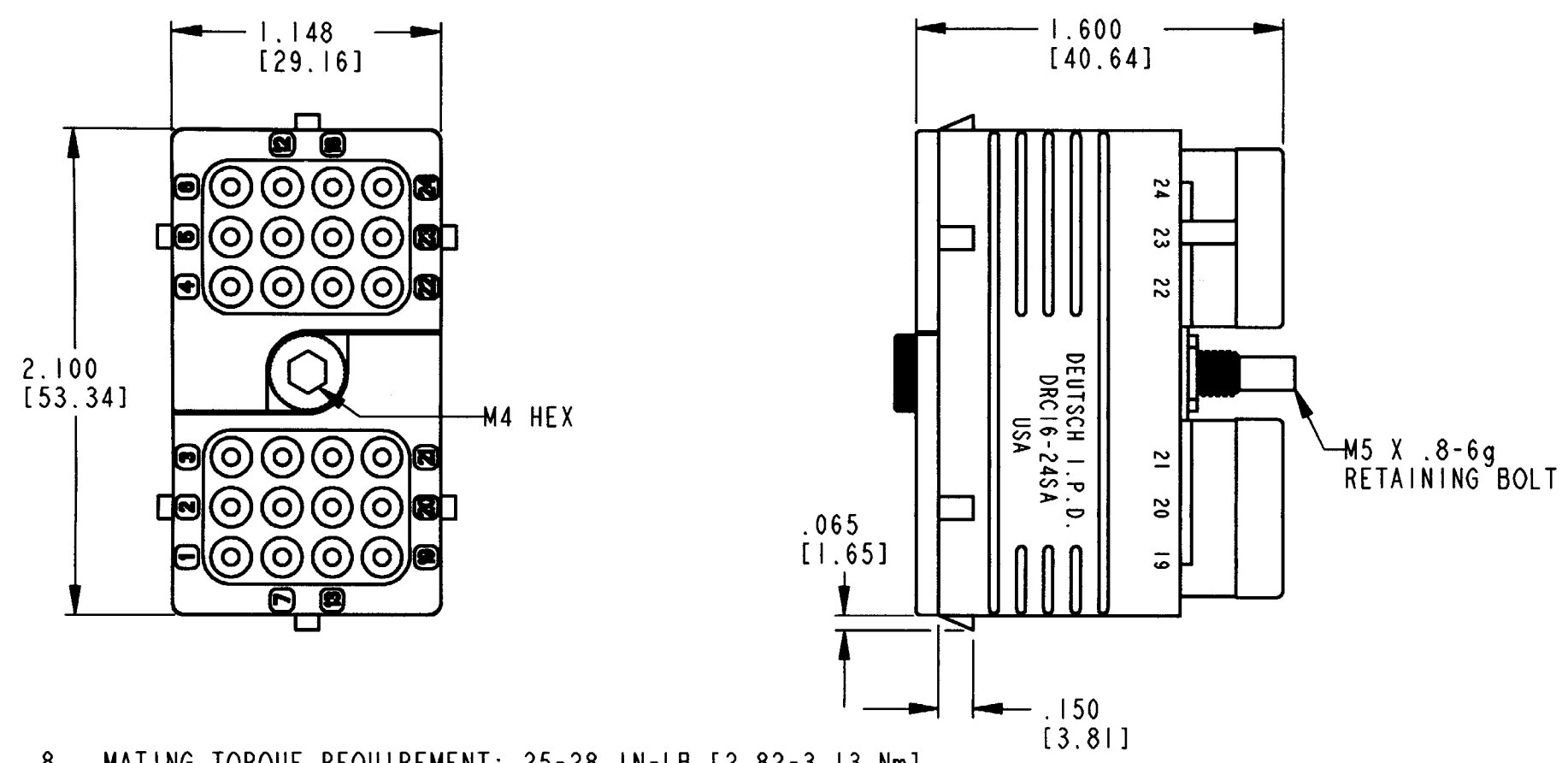


REV NC DRC16-24S \*

REVISIONS			
SYM	DESCRIPTION	DATE	APPROVED
NC	NEW RELEASE PER E.O. P17716	4-10-02	RBR



- 8. MATING TORQUE REQUIREMENT: 25-28 IN-LB [2.82-3.13 Nm].
  - 7. SEE SHEET 2 FOR OTHER KEY ARRANGEMENTS.
  - 6. MATERIAL- PLUG: PLASTIC; SEAL/GROMMET: RUBBER; RETAINING BOLT: STEEL.
  - 5. THIS PLUG MATES WITH DRC10-24P\*-\*\*\*\*; DRC12-24P\*-\*\*\*\*; DRC13-24P\*-\*\*\*\*; AND DRC14-24P\*-\*\*\*\* RECEPTACLE. (\*=A,B,C,D KEYS; \*\*\*\*=ALL MODIFICATIONS). CONSULT FACTORY FOR MODS.
  - 4. FOR CONTACTS AND WIRE PERFORMANCE AND APPLICATION CHARACTERISTICS, SEE ENVELOPE DRAWING 0425-015-0000.
  - 3. PLUG SUPPLIED WITH DUST CAP. (NOT SHOWN).
  - 2. DIMENSION TOLERANCE: ±.025 [.64].
  - 1. DIMENSIONS ARE IN INCHES [mm].
- NOTES: UNLESS OTHERWISE SPECIFIED

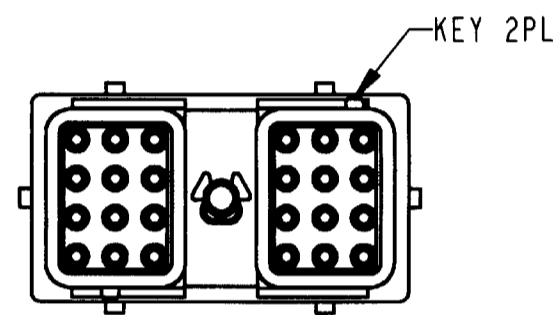
MIN. INSUL. O.D.	MAX. INSUL. O.D.	WIRE RANGE [mm <sup>2</sup> ] REF ONLY
.100 [2.54]	.134 [3.40]	14-20 AWG [2.0-0.50]

SIGNATURE & DATE	
DR	D. MEYER 04/08/02
CHK	Paul St 4/9/02
PE	D Meyer 4/8/02
APPD	RBR 4-10-02
SCALE	NONE WT

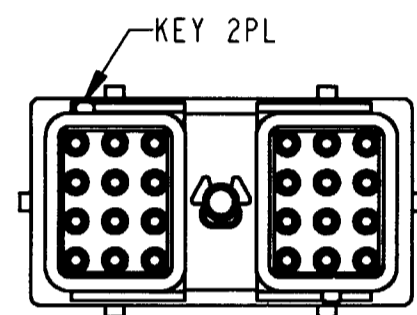
PLUG  
24 SIZE 16  
KEYS: A,B,C,D  
COLOR: BLACK  
DRC SERIES  
ENVELOPE

CP	MATL. CODE
<b>The Deutch Company</b> DEUTSCH I.P.D. 3850 INDUSTRIAL AVE. HEMET, CALIF. 92545	
<b>B</b> DRC16-24S *	
DWG SIZE	SHEET 1 OF 2

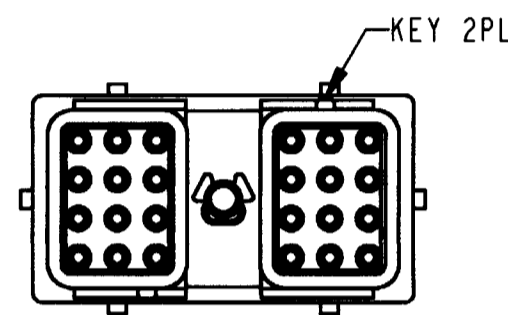
REV	DRC16-24S *	REVISIONS			
NC		SYM	DESCRIPTION	DATE	APPROVED
			SEE SHEET 1	4-10-02	RDR



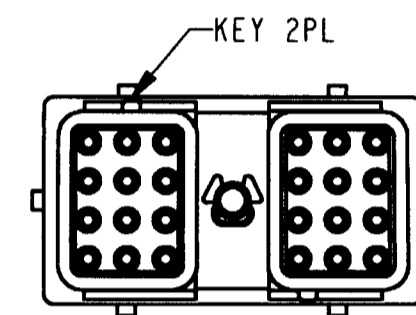
DRC16-24SA  
KEY: -A-



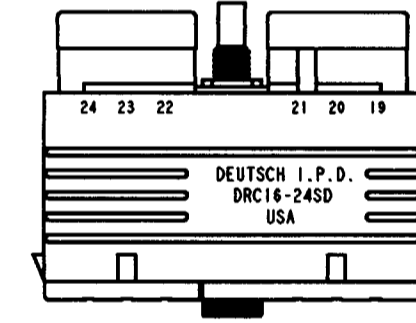
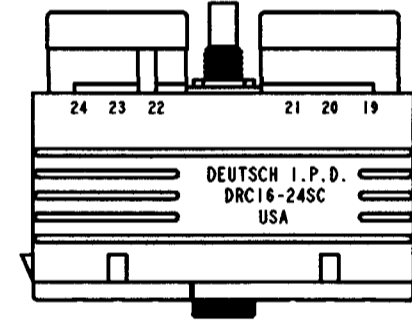
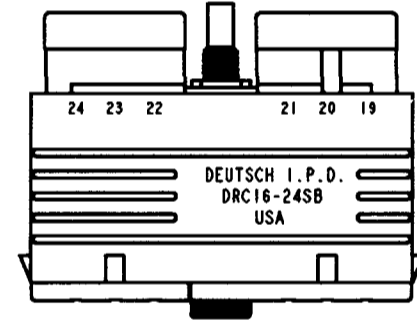
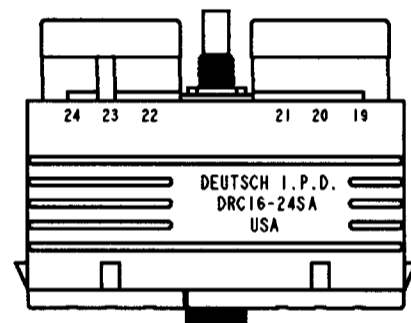
DRC16-24SB  
KEY: -B-



DRC16-24SC  
KEY: -C-



DRC16-24SD  
KEY: -D-



NOTES:

SIGNATURE & DATE	
DR	D. MEYER 04/08/02
CHK	<i>[Signature]</i> 4/9/02
PE	<i>[Signature]</i> 4/8/02
APPD	R. Reed 4-10-02
SCALE	NONE WT

PLUG  
24 SIZE 16  
KEYS: A, B, C, D  
COLOR: BLACK  
DRC SERIES  
ENVELOPE

CP	MATL. CODE
<b>The Deutsch Company</b> DEUTSCH I.P.D. 3850 INDUSTRIAL AVE. HEMET, CALIF. 92545	
<b>B</b>	<b>DRC16-24S *</b>
DWG SIZE	CODE 11139 SHEET 2 OF 2