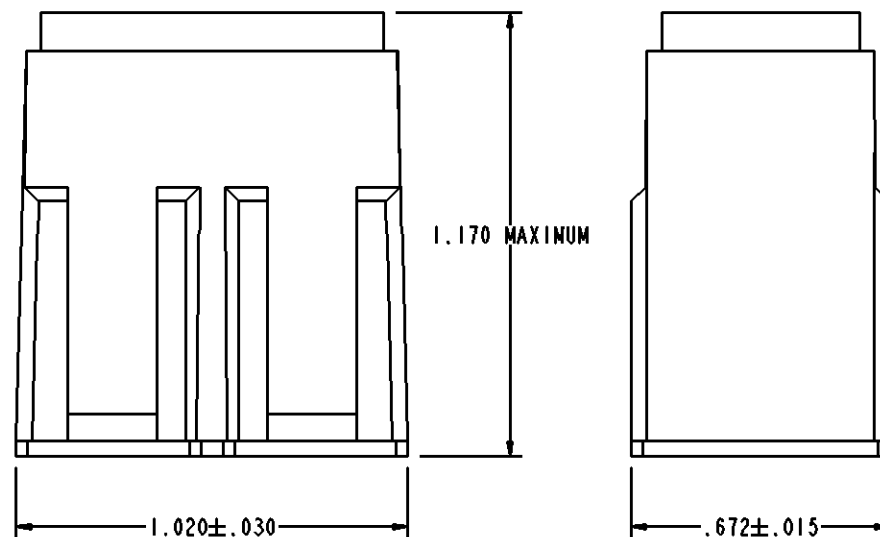
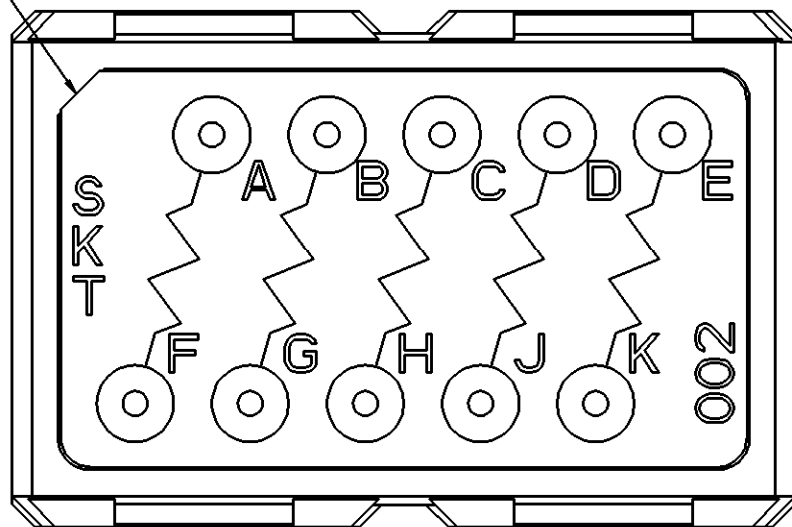


This drawing contains proprietary information that shall not be disclosed, duplicated, nor used in whole or in part for any purpose other than to evaluate this drawing.

| REVISIONS | | | |
|-----------|----------------------------|--------|----------|
| REV | DESCRIPTION | DATE | APPROVED |
| - | NEW RELEASE PER E.O. C7720 | 091008 | E. A. |

(INDEX)



CTJ420E 002 - ***

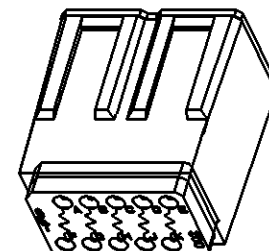
MODIFICATION
CIRCUIT ARRANGEMENT
BASIC IDENTIFIER

10. CONSULT FACTORY FOR AVAILABILITY.
9. TO MEET THE FLUID REQUIREMENTS OF SAE-AS81714, ORDER PART NUMBER CTJ420E002-513.
8. FOR MOUNTING RAIL, SEE ENVELOPE DRAWING CTJ-3*-**, CTJ-2*-01, AND/OR DCR-1*-** .
7. FOR CONTACT DATA, SEE ENVELOPE DRAWING 1625-1-0000.
6. CONTACT INSERTION REMOVAL TOOL PART NUMBER 15570-20 IS REQUIRED (NOT SUPPLIED).
5. SOCKET CONTACTS (11) AND SEALING PLUGS (3) SUPPLIED WITH EACH MODULE.
4. ELECTRONIC COMPONENT:
FIVE (5) RESISTORS: PART NUMBER RLR07C1500JS PER MIL-PRF-39017.
3. MATERIALS / FINISHES:
HOUSING - POLYETHERIMIDE / AS MOLDED
GROMMET - METHYL VINYL SILICONE (RED) / AS MOLDED
SOCKET CONTACT - COPPER ALLOY / GOLD PLATED

2. CIRCUIT IDENTIFICATION IS MARKED ON JUNCTION GROMMET.

1. DIMENSIONS ARE IN INCHES.

NOTES: UNLESS OTHERWISE SPECIFIED



| SIGNATURE & DATE | |
|------------------|---------------------|
| DR | A. RASMUSSEN 090924 |
| CHK | E. ALAWNEH 091008 |
| PE | A. RASMUSSEN 090924 |
| APPD | A. RENGIFO 091009 |
| SCALE | WT |

JUNCTION ASSEMBLY
ELECTRONIC COMPONENT
SIZE 12
SIZE 20 CONTACTS
002 ARRANGEMENT

ENVELOPE

| MATERIAL CODE | |
|--|-----------------------|
| NBO | |
| DEUTSCH | |
| ENGINEERED CONNECTING DEVICES | |
| 250 EDDIE JONES WAY OCEANSIDE, CA 92058 | |
| A | CTJ420E002 |
| DWG SIZE | CODE 11139 SHEET OF |