

4

3

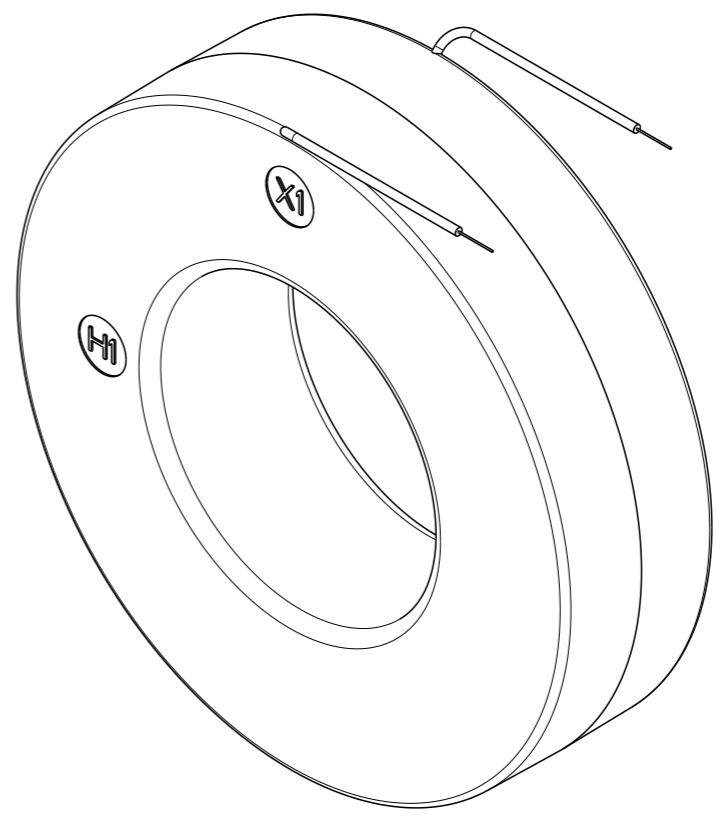
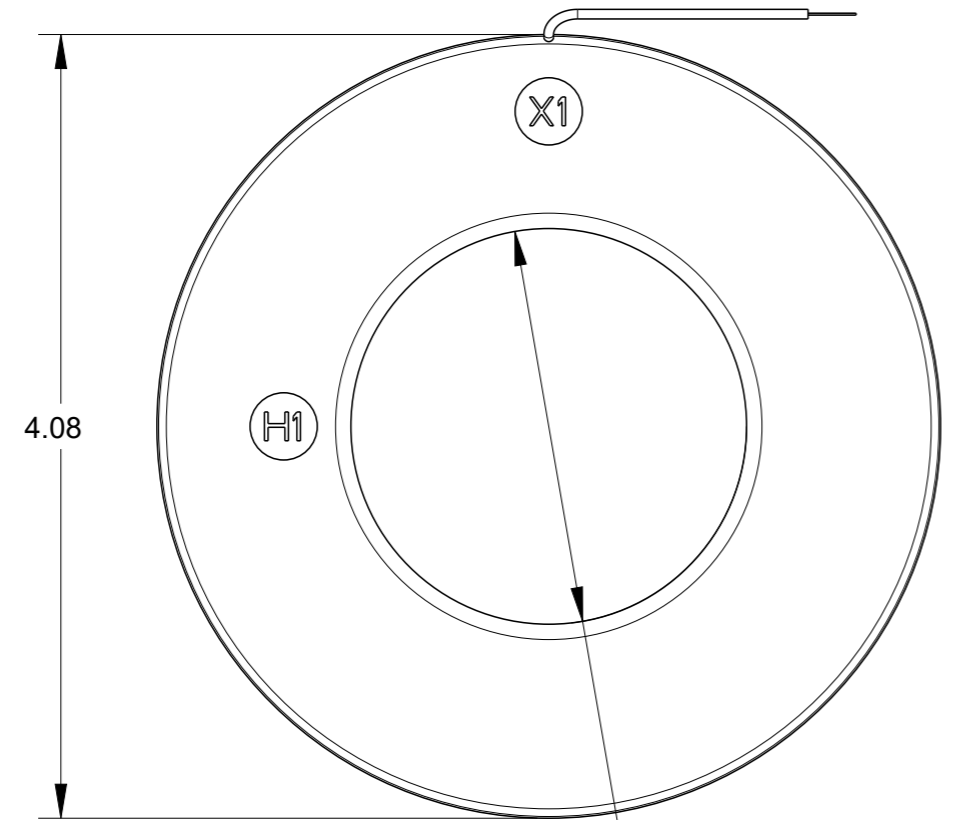
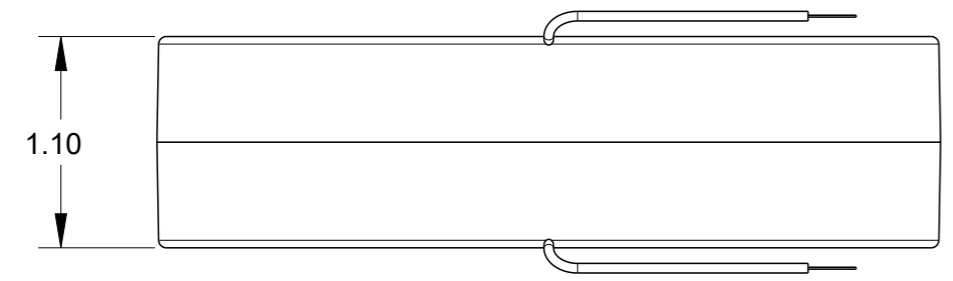
2

1

© 2020 TE Connectivity. All Rights Reserved.

REVISIONS

P	LTR	DESCRIPTION	DATE	DWN	APVD
1		NEW LAYOUT	09JUN2020	SB	NJ



2.06 DIA.

THIS DRAWING IS A CONTROLLED DOCUMENT.

DIMENSIONS:	TOLERANCES UNLESS OTHERWISE SPECIFIED:
in	
	0 PLC ±-
	1 PLC ±-
	2 PLC ±-
	3 PLC ±-
	4 PLC ±-
	ANGLES ±
MATERIAL	FINISH
TBD	-

DWN	09JUN2020
SHRICHARANA B	
CHK	09JUN2020
NIGEL JOHNSON	
APVD	09JUN2020
NIGEL JOHNSON	
PRODUCT SPEC	-
APPLICATION SPEC	-
WEIGHT	-
CUSTOMER DRAWING	



NAME			
ANSI CT - MODEL 6RL DIMENSIONAL DRAWING			
SIZE	CAGE CODE	DRAWING NO	RESTRICTED TO
A3	00779	C=CI-3L52501	-
SCALE	SHEET	OF	REV
1:1	1	1	1