

4

3

2

1

THIS DRAWING IS UNPUBLISHED.

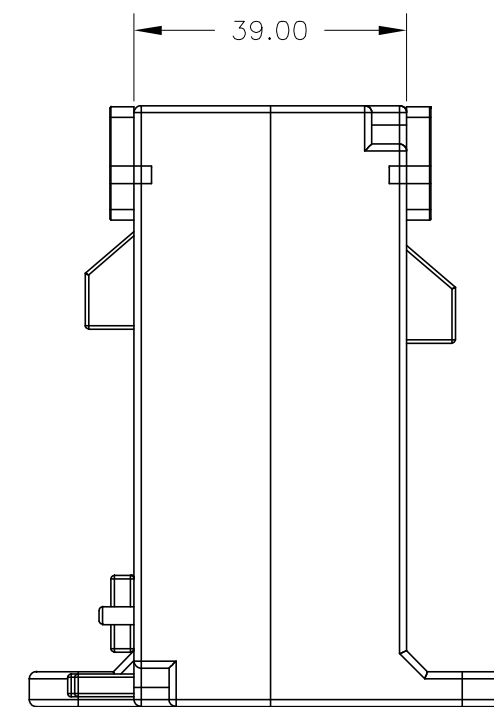
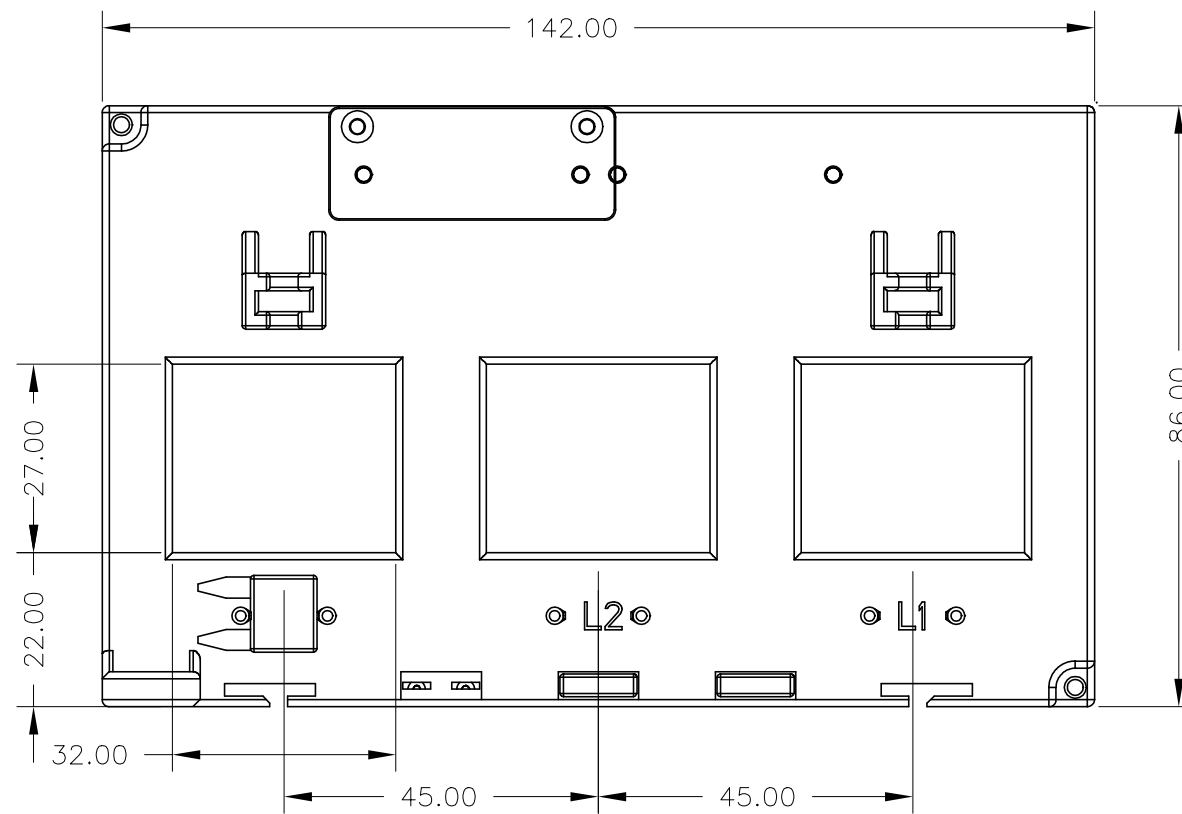
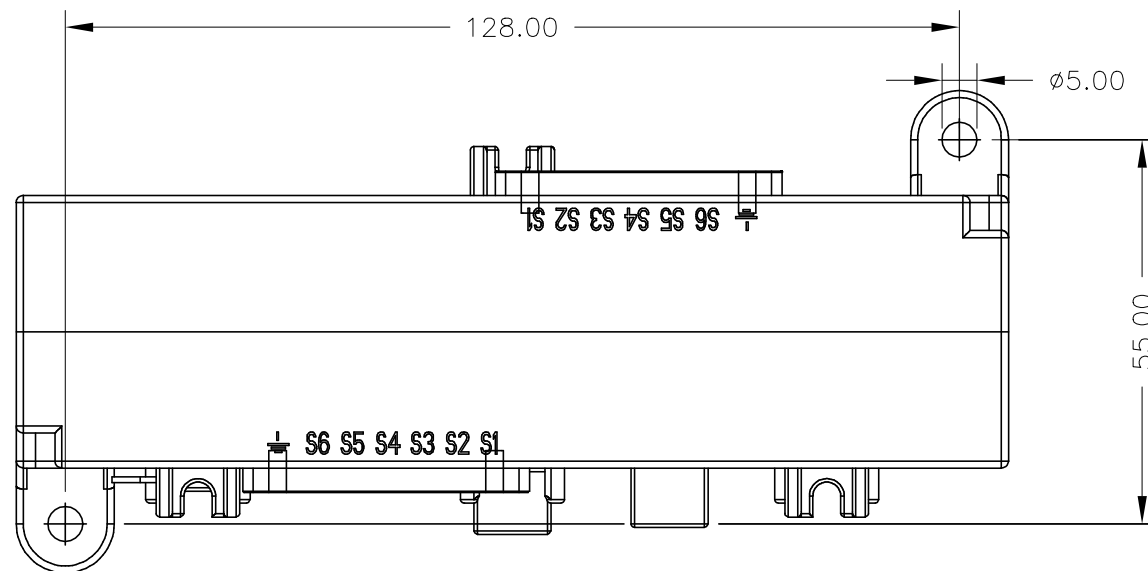
RELEASED FOR PUBLICATION

REVISIONS

© COPYRIGHT - TE Connectivity Ltd.

ALL RIGHTS RESERVED.

P	LTR	DESCRIPTION	DATE	DWN	APVD
	1	NEW LAYOUT	10FEB2020	SG	NJ



THIS DRAWING IS A CONTROLLED DOCUMENT.		DWN	SANDEEP G		10FEB2020
DIMENSIONS: mm		CHK	NIGEL JOHNSON		10FEB2020
TOLERANCES UNLESS OTHERWISE SPECIFIED:		APVD	NIGEL JOHNSON		10FEB2020
0 PLC ± -		NAME			
1 PLC ± 0.5		OUTLINE DRAWING			
2 PLC ± 0.1		QC3N1-45 CT			
3 PLC ± -		SIZE	CAGE CODE	DRAWING NO	RESTRICTED TO
4 PLC ± -		A3	00779	CI-3K75901	-
ANGLES ± -		CUSTOMER DRAWING			
FINISH		SCALE	SHEET		REV
-		NTS	1 of 1		1

