

4

3

2

1

THIS DRAWING IS UNPUBLISHED.

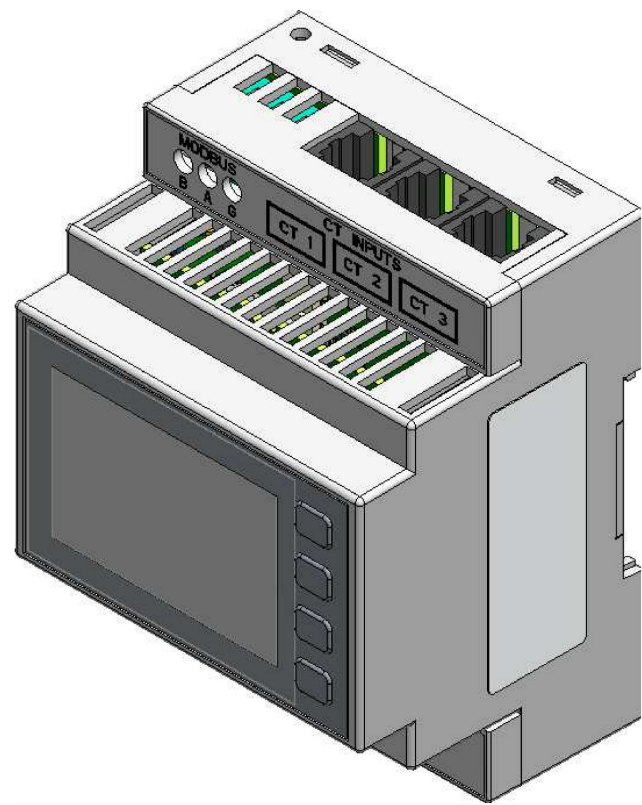
RELEASED FOR PUBLICATION

REVISIONS

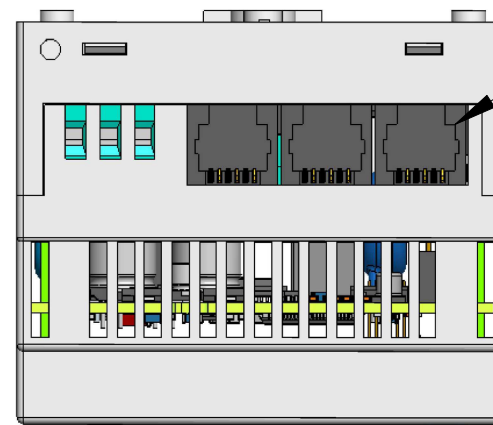
© COPYRIGHT - TE Connectivity Ltd.

ALL RIGHTS RESERVED.

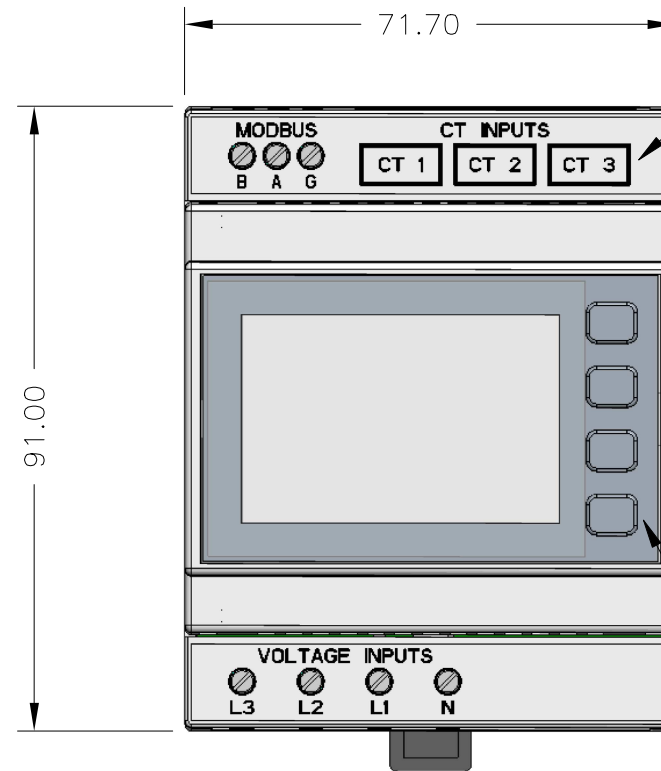
P	LTR	DESCRIPTION	DATE	DWN	APVD
1		NEW LAYOUT	18FEB2020	SG	NJ



ISO VIEW

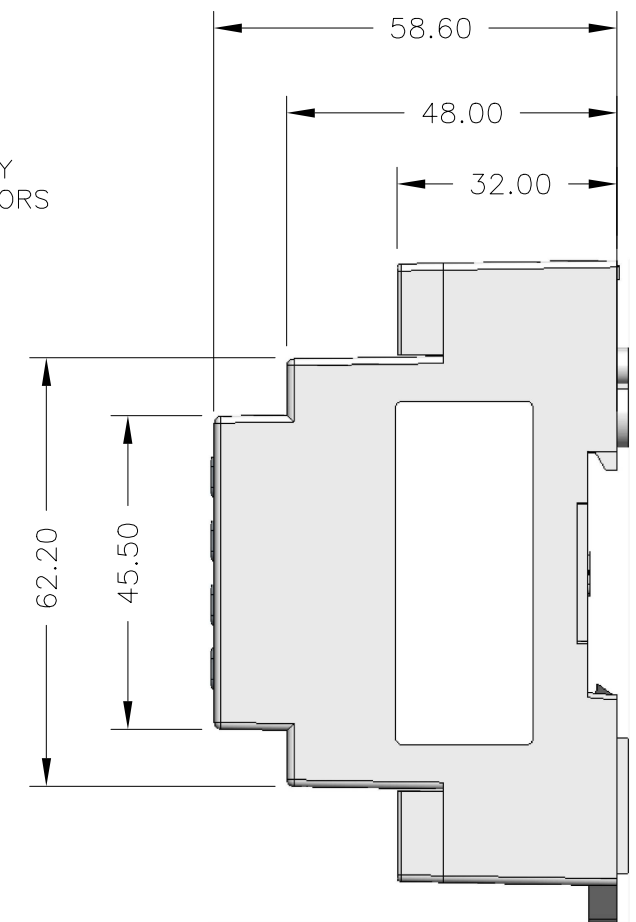


MODULAR CONNECTOR SOCKETS
QTY WILL VARY DEPENDING ON
PARTICULAR PRODUCT
2 x DUAL LOAD
3 x TRI LOAD



TERMINAL COVER WILL VARY
TO REFLECT QTY CONNECTORS

MASK WILL VARY
TO SUIT PRODUCT BUILD

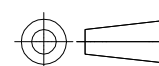


THIS DRAWING IS A CONTROLLED DOCUMENT.

DWN SANDEEP G 18FEB2020

DIMENSIONS:
mm

TOLERANCES UNLESS
OTHERWISE SPECIFIED:



0 PLC	± -
1 PLC	± 0.5
2 PLC	± 0.1
3 PLC	± -
4 PLC	± -
ANGLES	± -

MATERIAL

VARIES

FINISH

VARIES

CHK SANDEEP G 18FEB2020

NIGEL JOHNSON

APVD NIGEL JOHNSON 18FEB2020

PRODUCT SPEC

APPLICATION SPEC

WEIGHT -

CUSTOMER DRAWING



TE Connectivity

NAME

OUTLINE DRAWING
TRILOAD AND DUAL LOAD

SIZE

CAGE CODE

DRAWING NO

RESTRICTED TO

A3 00779

CI-3K49501

SCALE 1:1

SHEET 1 OF 1

REV 1