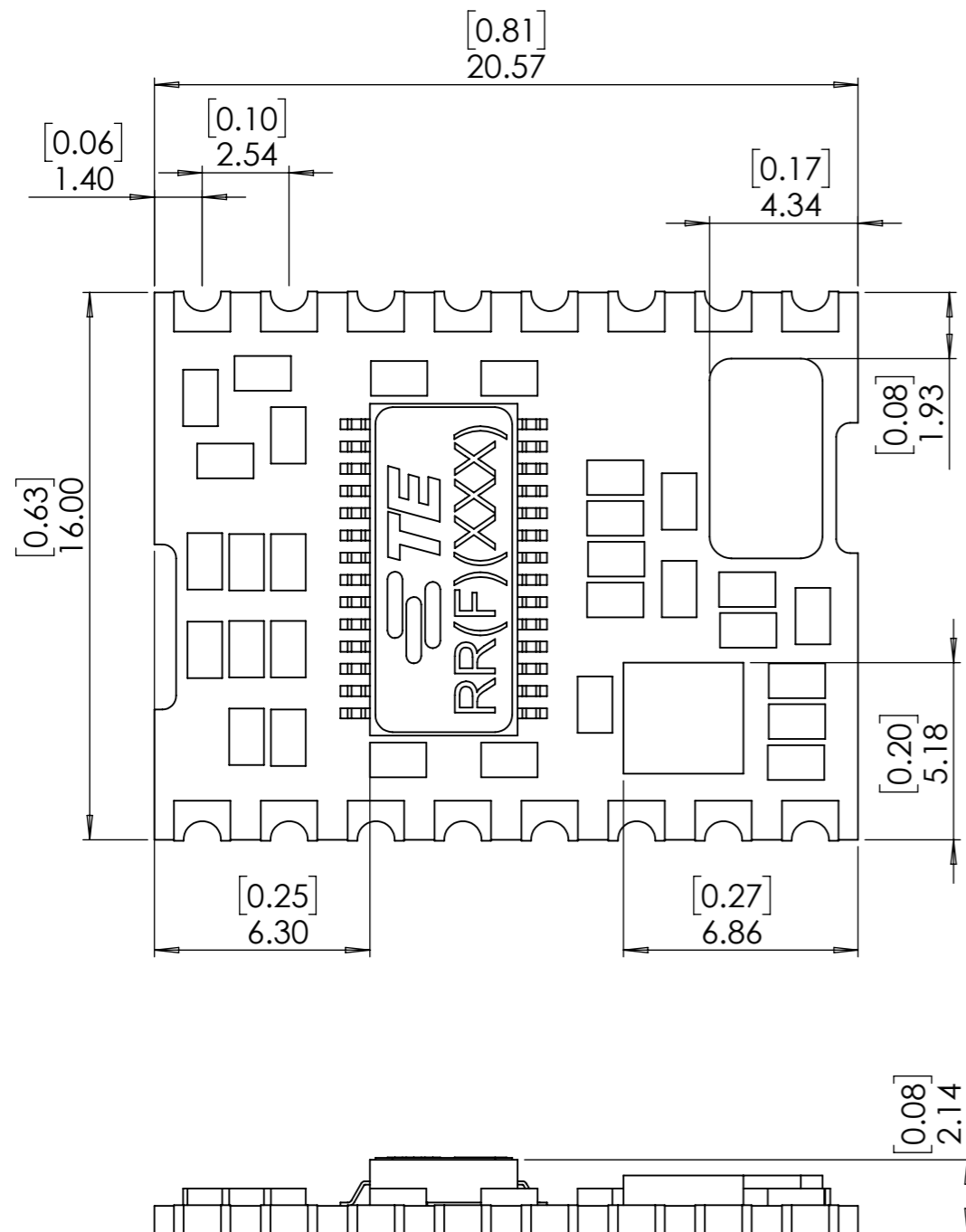
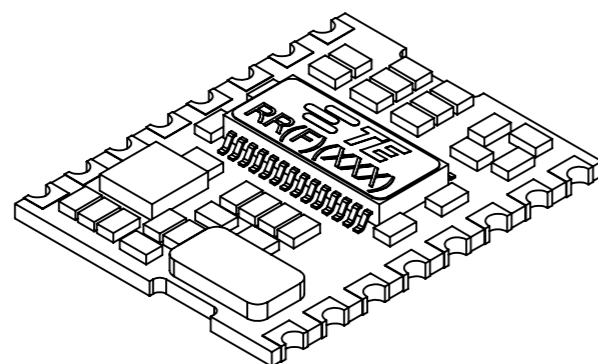


A	CUSTOMER DRAWING RELEASE	10/17/2023	JH	CM
REV	DESCRIPTION	DATE	DWN	APVD



1. ALL DIMENSIONS ARE IN MM [INCHES].
2. ALL MATERIALS PRODUCT AND PROCESSES MUST MEET REQUIREMENT OF TE CONNECTIVITY ENVIRONMENTAL STANDARD TEC-138-702 CONTAINS NO BANNED OR RESTRICTED SUBSTANCES.
3. NO REACH SVHC SHALL BE CONTAINED ABOVE THE TRESHOLD AS DEFINED IN REACH SVHC COMPLIANCE DEFINITION IN ANNEX "A" OF TEC-138-702.
4. ELECTRICAL DATA SHOWN FOR REFERANCE ONLY. SEE DATA SHEET FOR COMPLETE PROGRAMMING, ASSIGNMENT, INTEGRATION AND PROCESSING DETAILS
5. MARKING PERMINANT USING KAPTON HIGH TEMPERATURE LABELS.
 1. "(F)" SHALL INDICATE FREQUENCY OF MODULE PROGRAMMING SEE TABLE BELOW.
 2. LABEL MARKING (XXX)INDICATES A 3 DIGIT LOT NUMBER ASSIGNED FROM THE PO AT TIME OF PURCHASE.
6. REFLOW CAPABLE. SEE SHEET 2 FOR PROCESSING DETAILS
7. PRODUCT PROTECTED DURING SHIPMENT USING TUBES OF 20PC SHIPPED IN 260PC CARTON.

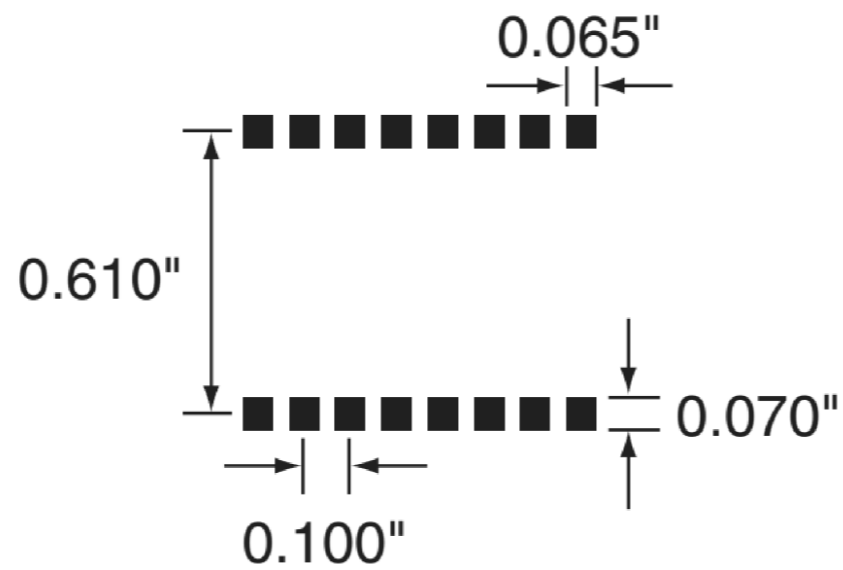


DRAWING NOT TO SCALE 3:1

PART NUMBER	FREQUENCY	LABEL MARKING
RXM-315-LR	315MHz	RR3[LOT]
RXM-418-LR	418MHz	RR1[LOT]
RXM-433-LR	433MHz	RR4[LOT]

THIS DRAWING IS A CONTROLLED DOCUMENT.		DWN	JHAGER	10/17/23						
		CHK	-	-						
		APVD	CMURPHY	10/17/23	LR TYPE RECIEVER MODULE MODULE TAB FREQ.					
		PRODUCT SPEC	-	-						
		APPLICATION SPEC	-	-	SIZE	CAGE CODE	DRAWING NO	RESTRICTED TO		
		WEIGHT	g	-	A3	00779	©-RXM-FFF-LR	-		
		CUSTOMER DRAWING			SCALE	5:1	SHEET	1 OF 2	REV	A

THIS DRAWING IS A CONTROLLED DOCUMENT DWG NO RXM-FFF-LR



RECOMMENDED PCB LAYOUT

THIS DRAWING IS A CONTROLLED DOCUMENT.		DWN JHAGER 10/17/23					
DIMENSIONS: mm		CHK -					
		APVD CMURPHY 10/17/23	LR TYPE RECIEVER MODULE MODULE TAB FREQ.				
		PRODUCT SPEC -					
MATERIAL		APPLICATION SPEC -	SIZE A3	CAGE CODE 00779	DRAWING NO ©-RXM-FFF-LR	RESTRICTED TO -	
FINISH		WEIGHT g	CUSTOMER DRAWING		SCALE 5:1	SHEET 2 OF 2	REV A