

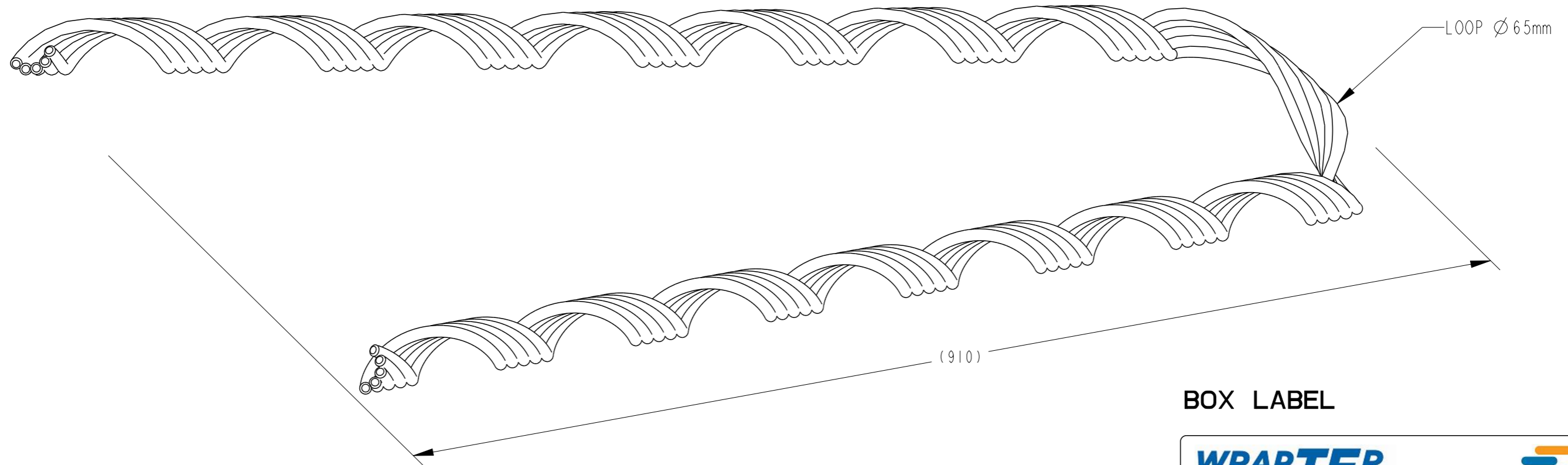
DRAWING NO: FGD0790-0830-7-C  
THIS DRAWING IS A CONTROLLED DOCUMENT



# CATALOGUE NUMBER: FGD0790-0830-7 SUITS CONDUCTOR

## DEADEND


STRANDING	COND. TYPE	DIAMETER	FITTING LAY
7/2.75	SC/GZ	8.25	RIGHT HAND
7/12	SC/GZ	7.92	RIGHT HAND



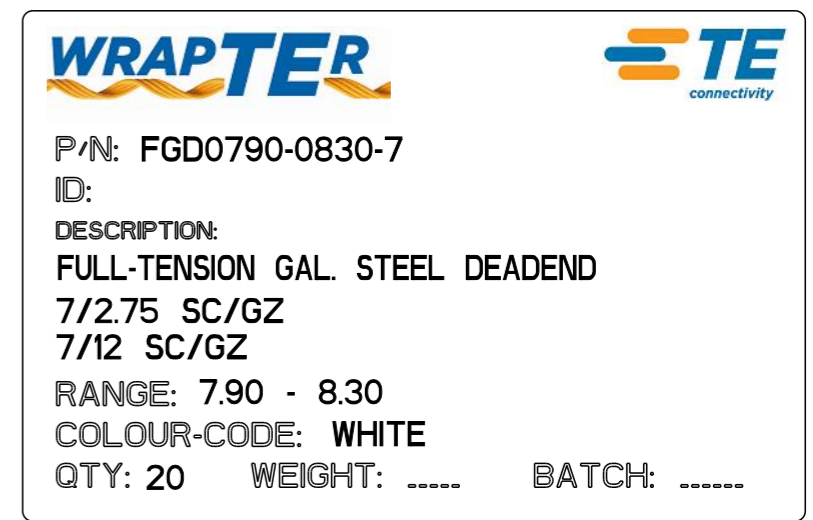
### TECHNICAL SPECIFICATIONS:

**CATALOGUE NUMBER:** FGD0790-0830-7  
**DESCRIPTION:** FULL-TENSION GALVANISED STEEL DEADEND  
**MATERIAL:** HEAVILY GALVANISED STEEL WIRE  
**NUMBER OF RODS:** 5  
**ROD DIAMETER:** 2.64mm  
**OVERAL LENGTH:** 910mm  
**END FINISH:** CHAMFERED  
**FITTING LAY DIRECTION:** RIGHT HAND  
**COLOUR CODED:** WHITE

### PRODUCT LABEL



### BOX LABEL



THIS INFORMATION IS CONFIDENTIAL AND PROPRIETARY TO TE CONNECTIVITY CORPORATION AND ITS WORLDWIDE SUBSIDIARIES AND AFFILIATES. IT MAY NOT BE DISCLOSED TO ANYONE, OTHER THAN TE CONNECTIVITY PERSONNEL, WITHOUT WRITTEN AUTHORIZATION FROM TE CONNECTIVITY CORPORATION, AUSTRALIA.

LOC						IMPLIED NOTES BURRS AND SHARP EDGES REMOVED SCREW THREADS ARE TO AS 1275 DO NOT WORK TO DIMS MARKED REF SURFACE FINISH 6.3 U.N.O. DIMS ARE IN mm. DO NOT SCALE		IMPLIED TOLERANCES HOLE DIA AND LOCATIONS: ±0.5mm. DIMENSIONS UP TO 30mm: ±1.5mm. DIMENSIONS OVER 30mm: ±5%. UP TO A MAX OF: ±5mm. ANGULAR DIMENSIONS: ±5°		TCPN - PART Alias UTX/DUL FGD0790-0830-7 Cat No FGD0790-0830-7		TITLE FULL-TENSION GALVANISED STEEL DEADEND (FGD) FITTING COND. RANGE: $\varnothing 7.90 - \varnothing 8.30$ 7/2.75 SC/GZ 7/12 SC/GZ									
DIST	---	I	NEW RELEASE	13-05-2013	RN	AT	MATERIAL DESC HEAVILY GALVANISED STEEL WIRE		MATERIAL NO		MATL SPEC/STD/DRG NO		PROCESS SPEC HEAT TREAT/PLATING NO	SIZE A3	PROJECTION 3RD ANGLE	SCALE NTS	DRAWING NO FGD0790-0830-7-C	SHEET 1	OF 1	REV 1	
POS		REV		REVISION RECORD		DATE		DWN		APVD											

Format: generic\_m03.au.r1.fm 4

Template: tec\_generic\_a3\_metric.au.r1.drw 3

Dwg No from P1 Mod Fam Tbl: 2 >AUXXXX