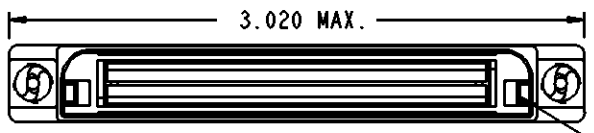
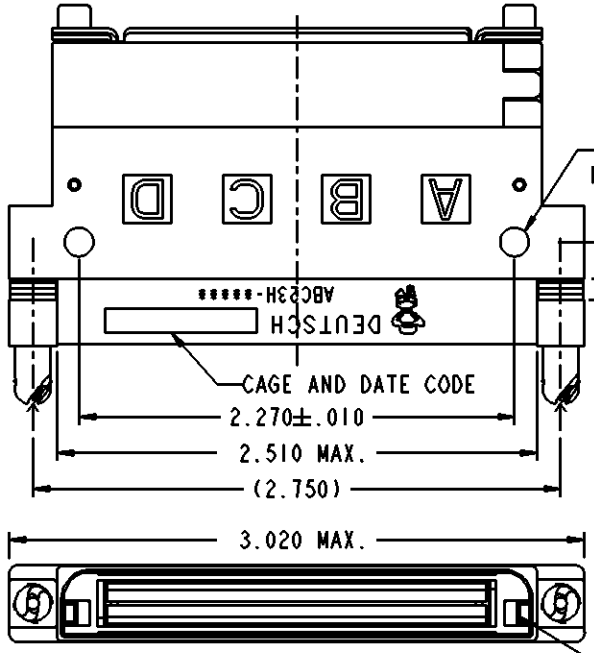
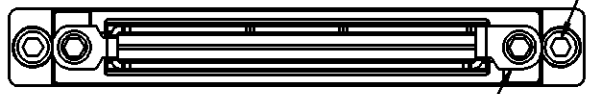
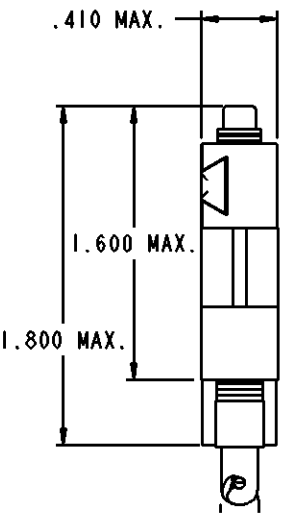


PROPERTY OF DEUTSCH E.C.D.

This drawing contains proprietary information that shall not be disclosed, duplicated, nor used in whole or in part for any purpose other than to evaluate this drawing.

REV		DESCRIPTION	DATE	APPROVED
A	ABC23H-*****	REVISED PER E.O. D0001	111220	MA



ABC 2 3 H - * * * * * - * * * * *

MODIFICATION: CONSULT FACTORY

KEYING POSITIONS: A THRU Y
SEE ENVELOPE DRAWING 55500

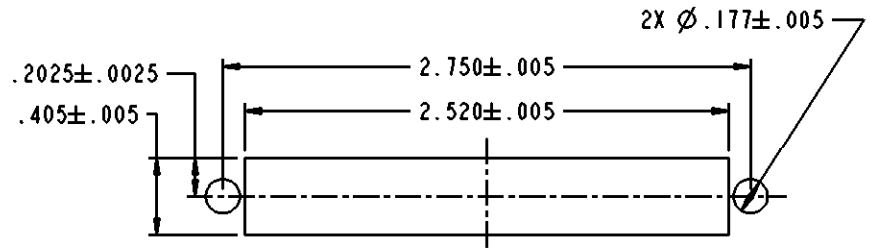
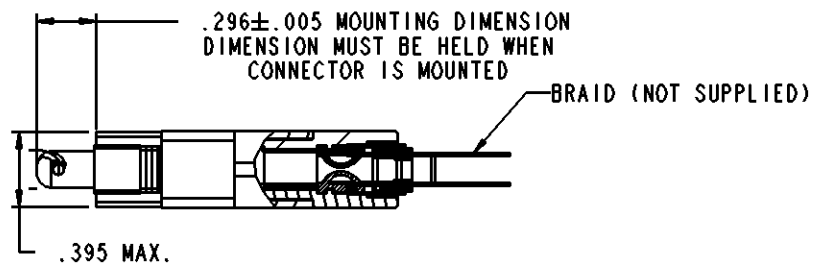
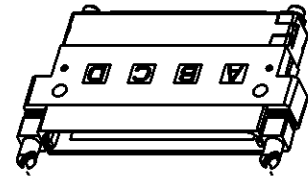
MODULE ARRANGEMENTS: SEE ENVELOPE DRAWING 55500
0000 = 2 INCH SHELL WITH NO MODULES

STYLE: H = DYNAMIC QUARTER LOCK WITH GROUNDING BACKSHELL

TYPES: 3 = STACKABLE RECEPTACLE SHELL

SHELL SIZES: 2 = 2 INCH

BASIC IDENTIFIER



RECOMMENDED PANEL CUT-OUT
SINGLE CONNECTOR

7. ALL MOUNTING HARDWARE SUPPLIED WITH CONNECTOR.
 6. WHEN NO LETTER IS CALLED OUT, KEYING PINS ARE SHIPPED LOOSE AND INSTALLED BY CUSTOMER (EXAMPLE P/N: ABC26H-1972). IF LETTER A-Y IS CALLED OUT FACTORY INSTALLS THE KEYING PINS (EXAMPLE P/N: ABC26H-1972A).
 5. TOOL REQUIRED (NOT SUPPLIED): 3/32 INCH HEX KEY.
 4. FINISH: SHELL - NICKEL PLATED IN CONFORMANCE WITH THE PERFORMANCE REQUIREMENTS OF AFLC8810310
CONTACTS - GOLD OVER NICKEL IN CONFORMANCE WITH AS39029
BRAID SUPPORT - PASSIVATED
 3. MATERIAL: SHELL - COMPOSITE IN CONFORMANCE WITH THE PERFORMANCE REQUIREMENTS OF AFLC8810310
MOUNTING HARDWARE - IN CONFORMANCE WITH AFLC8810310
CONTACTS - COPPER ALLOY IN CONFORMANCE WITH AS39029
BRAID SUPPORT - STAINLESS STEEL
 2. FOR AVAILABILITY, CONSULT FACTORY.
 1. DIMENSIONS ARE IN INCHES.
- NOTES, UNLESS OTHERWISE SPECIFIED:

SIGNATURE & DATE	
DR	H. ZORNES 090206
CHK	A. RASMUSSEN 090213
PE	H. ZORNES 090206
APPD	A. RENGIFO 111220
SCALE	WT

RECEPTACLE
ABC CONNECTOR
STRAIGHT GROUNDING
BACKSHELL
QUARTER LOCK COUPLING
ENVELOPE

MATERIAL CODE	
CP	DEUTSCH ENGINEERED CONNECTING DEVICES 250 EDDIE JONES WAY OCEANSIDE, CA 92058
A	ABC23H-*****
SIZE	CODE 11139 SHEET OF 1