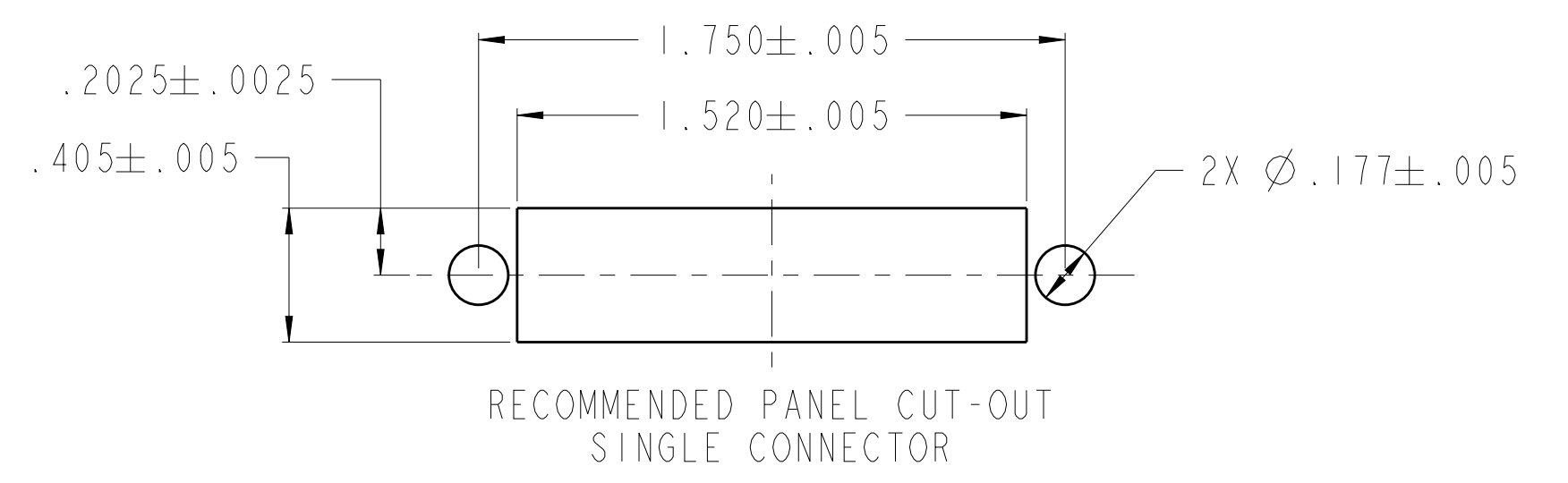
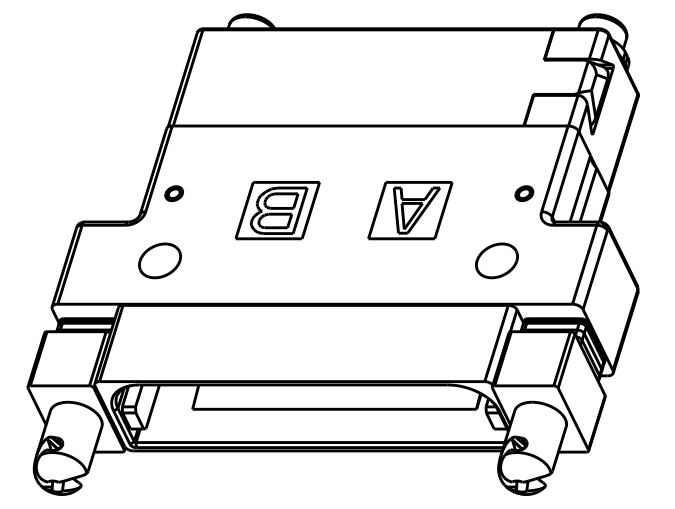
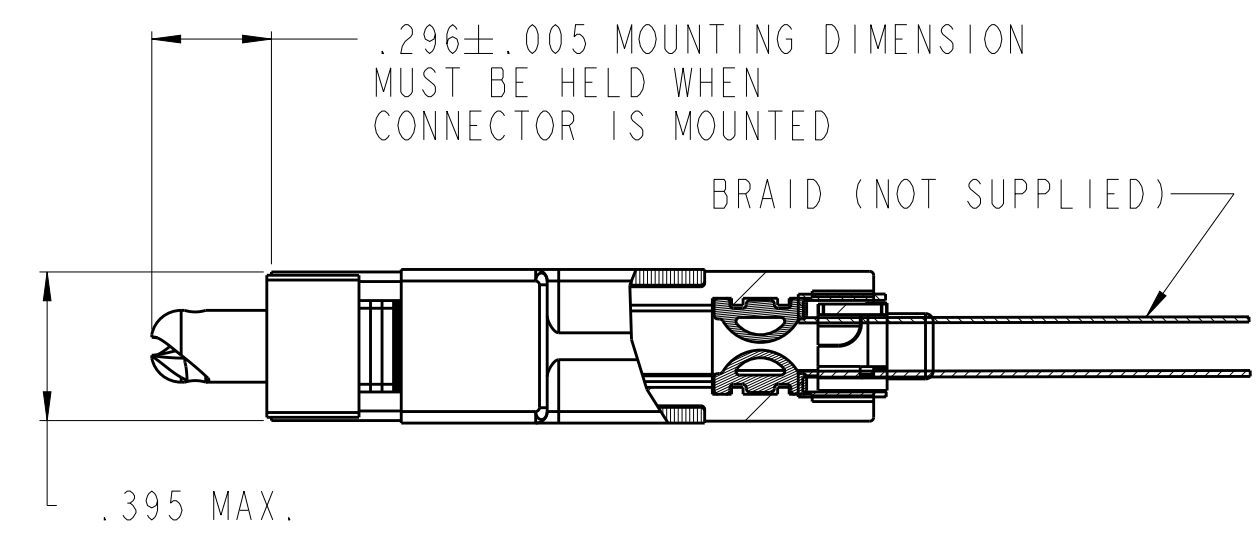
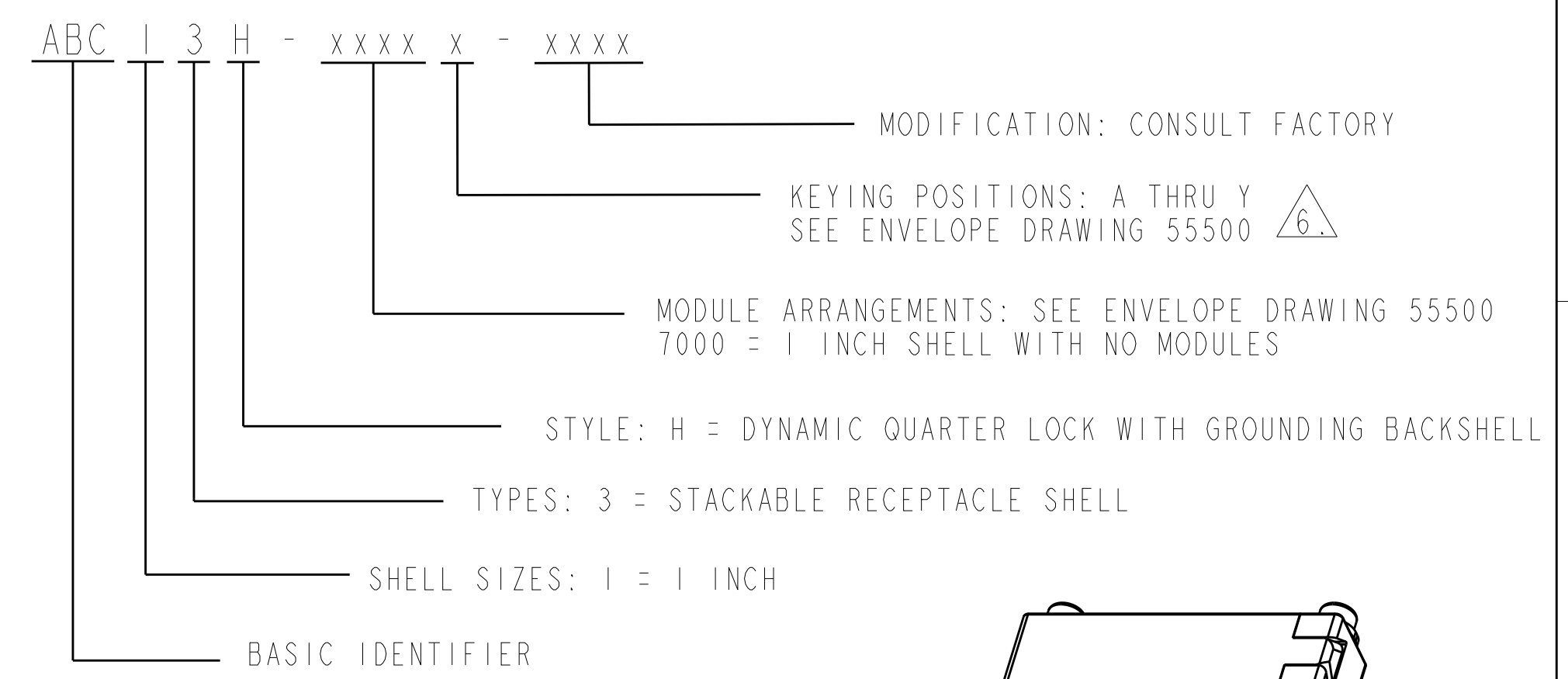
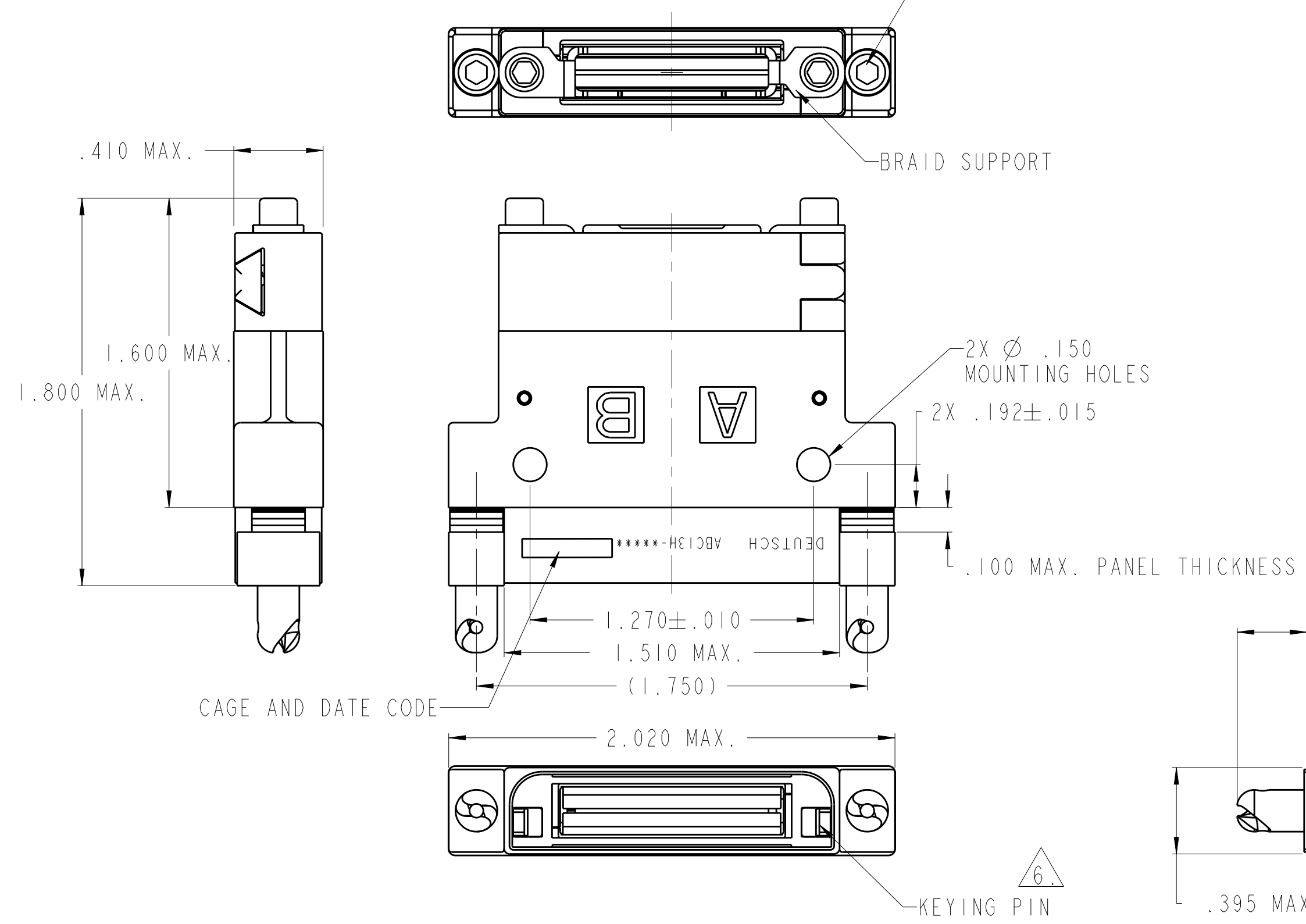


THIS DRAWING IS UNPUBLISHED. RELEASED FOR PUBLICATION 20  
 © COPYRIGHT 20 BY - ALL RIGHTS RESERVED.

PROPERTY OF THE TE CONNECTIVITY  
 THIS INFORMATION IS CONFIDENTIAL AND PROPERTY TO TYCO ELECTRONICS CORPORATION  
 AND ITS WORLDWIDE SUBSIDIARIES AND AFFILIATES (TE). IT MAY NOT BE DISCLOSED TO  
 ANYONE, OTHER THAN TE PERSONNEL, WITHOUT AUTHORIZATION FROM TE (www.TE.com).

LOC		DIST		REVISIONS			
P	LTR	DESCRIPTION	DATE	DWN	APVD		
A		REVISED PER E.O. D001	111123	HZ	MA		
B		REVISED PER ECO-14-012947	150504	SS	MA		



7. ALL MOUNTING HARDWARE SUPPLIED WITH CONNECTOR.
  6. WHEN NO LETTER IS CALLED OUT, KEYING PINS ARE SHIPPED LOOSE AND INSTALLED BY CUSTOMER (EXAMPLE P/N: ABC26H-1972). IF LETTER A-Y IS CALLED OUT FACTORY INSTALLS THE KEYING PINS (EXAMPLE P/N: ABC26H-1972A).
  5. TOOL REQUIRED (NOT SUPPLIED): 3/32 INCH HEX KEY.
  4. FINISH: SHELL - NICKEL PLATED IN CONFORMANCE WITH THE PERFORMANCE REQUIREMENTS OF TEC 108-32084  
 CONTACTS - GOLD OVER NICKEL IN CONFORMANCE WITH AS39029  
 BRAID SUPPORT - PASSIVATED
  3. MATERIAL: SHELL - COMPOSITE IN CONFORMANCE WITH THE PERFORMANCE REQUIREMENTS OF AFLC8810310  
 MOUNTING HARDWARE - IN CONFORMANCE WITH TEC 108-32084  
 CONTACTS - COPPER ALLOY IN CONFORMANCE WITH AS39029  
 BRAID SUPPORT - STAINLESS STEEL
  2. FOR AVAILABILITY, CONSULT FACTORY.
  1. DIMENSIONS ARE IN INCHES.
- NOTES: UNLESS OTHERWISE SPECIFIED

NBO: 771		THIS DRAWING IS A CONTROLLED DOCUMENT.		DWN	H. ZORNES	090220	 TE Connectivity	NAME		RECEPTACLE ABC CONN. STRAIGHT GROUNDING BACKSHELL QUARTER LOCK COUPLING		
DIMENSIONS: INCHES		TOLERANCES UNLESS OTHERWISE SPECIFIED:		CHK	H. ZORNES	090904		APVD		A. RENGIFO		111220
		0 PLC	±	PRODUCT SPEC		APPLICATION SPEC		SIZE		CAGE CODE	DRAWING NO	
MATERIAL		1 PLC	±0.1	WEIGHT		-		A2		11139	C-ABC13H-XXXXX	
		2 PLC	±0.01	Customer Drawing		SCALE		NONE		SHEET	1	
		3 PLC	±0.001							OF	1	
		4 PLC	±0.0001							REV	B	
		ANGLES	± 5°									
		FINISH										