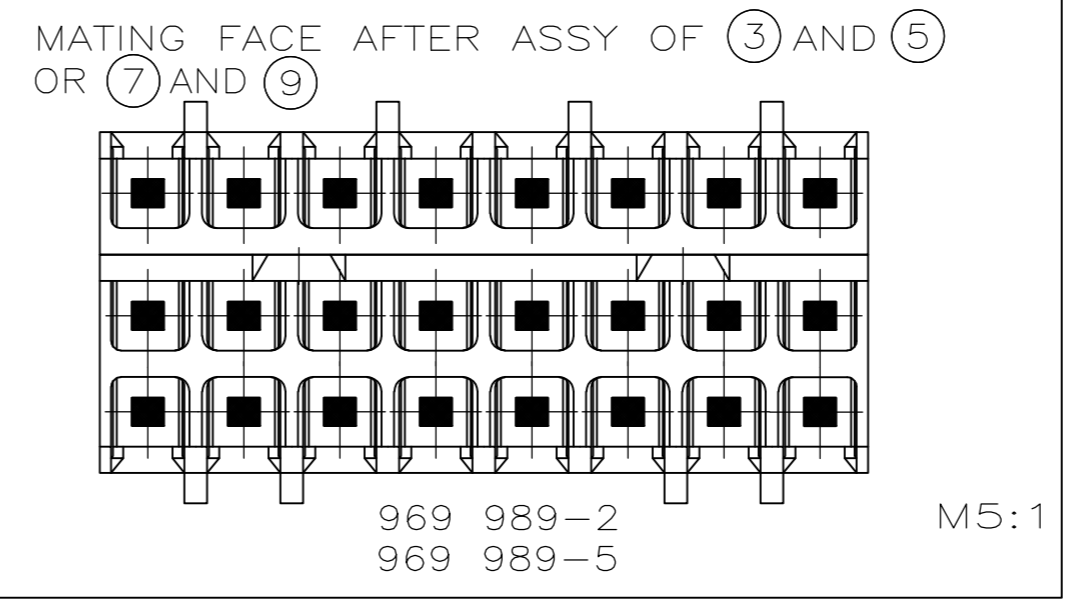
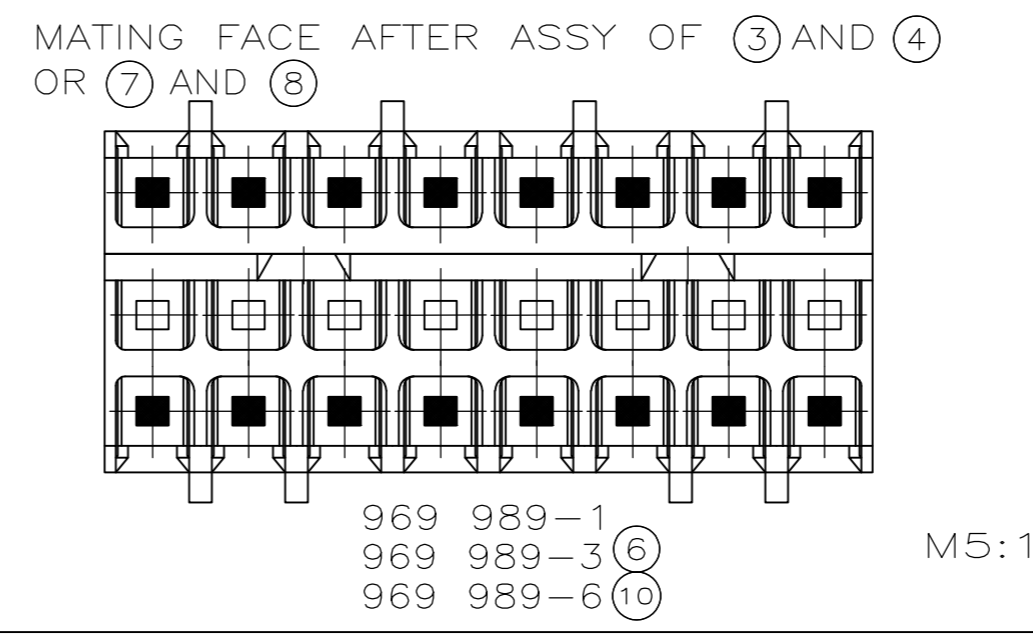
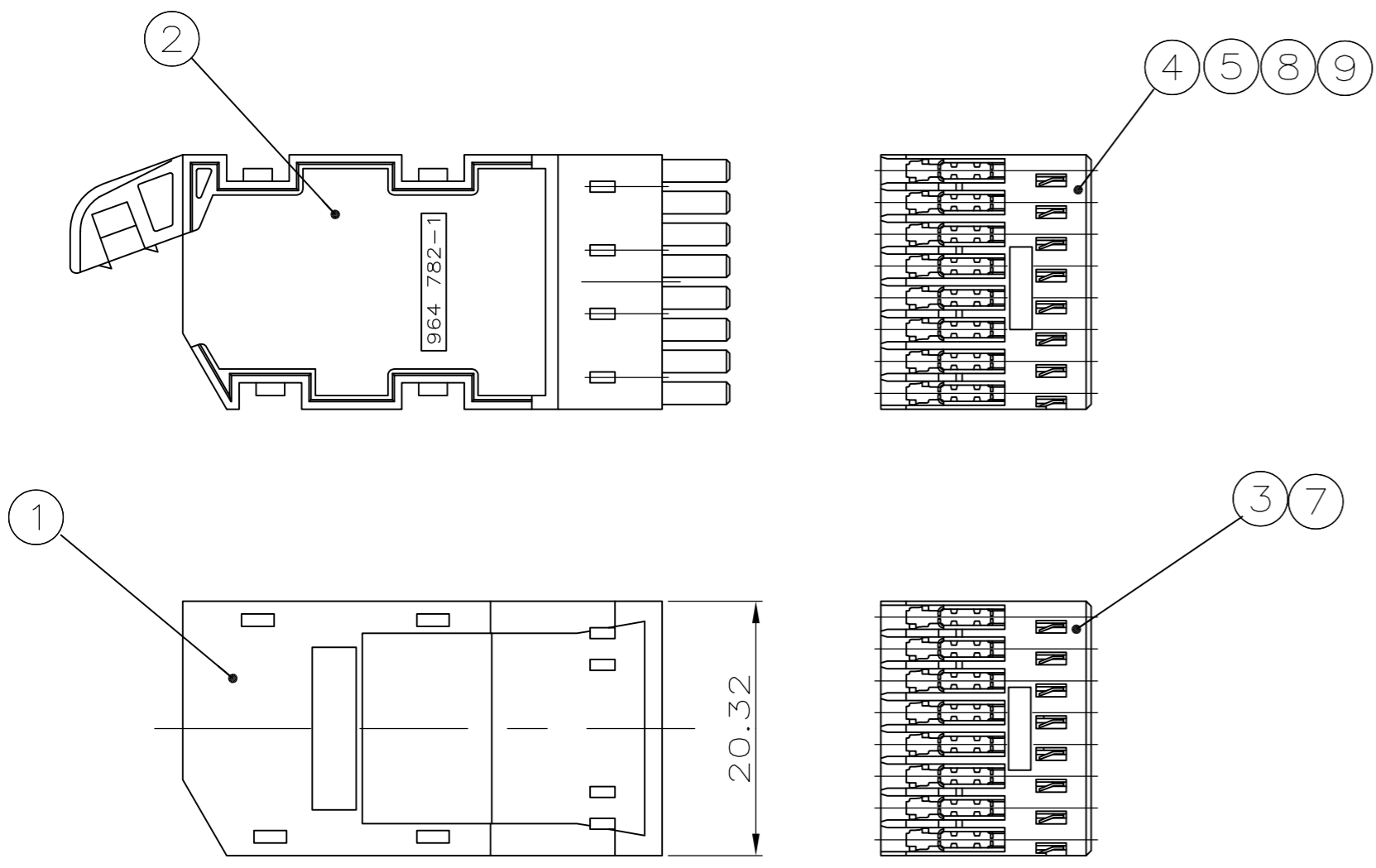


THIS DRAWING IS UNPUBLISHED.  
 VERTRAULICHE UNVERÖFFENTLICHTE ZEICHNUNG  
 © COPYRIGHT - By -  
 RELEASED FOR PUBLICATION  
 FREI FUER VERÖFFENTLICHUNG  
 ALL RIGHTS RESERVED.  
 ALLE RECHTE VORBEHALTEN

REVISIONS		ÄNDERUNGEN		DATE	DWN	APVD
P	LTR	DESCRIPTION	BESCHREIBUNG			
A5		NEW DASH VARIANTS ADDED, NEW DRW. FORMAT		27-FEB-04	MAH	STRE
A5	Au	PLATING ADDED ON TABLE		23FEB05	HESS	ACKERM.



OBSOLETE

- ① PACKAGING UNIT:  
 50xPOS.1 (COVERHALF UP.) } 10 BAGS PACKED INTO 1 INNER BOX  
 PACKED INTO 1 BAG }  
 50xPOS.2 (COVERHALF LOW.) } 10 BAGS PACKED INTO 1 INNER BOX  
 PACKED INTO 1 BAG }  
 OR 50xPOS.3 (1x8 POS.MT-CONN.) } 10 BAGS PACKED INTO 1 INNER BOX  
 PACKED INTO 1 BAG }  
 OR 50xPOS.7 (1x8 POS.MT-CONN.) } 10 BAGS PACKED INTO 1 INNER BOX  
 PACKED INTO 1 BAG }  
 OR 50xPOS.4 (2x8 POS.MT-CONN.) } 10 BAGS PACKED INTO 1 INNER BOX  
 PACKED INTO 1 BAG }  
 OR 50xPOS.8 (2x8 POS.MT-CONN.) } 10 BAGS PACKED INTO 1 INNER BOX  
 PACKED INTO 1 BAG }
- PACKED INTO OUTER BOX
- ② PACKAGING UNIT:  
 50xPOS.1 (COVERHALF UP.) } 10 BAGS PACKED INTO 1 INNER BOX  
 PACKED INTO 1 BAG }  
 50xPOS.2 (COVERHALF LOW.) } 10 BAGS PACKED INTO 1 INNER BOX  
 PACKED INTO 1 BAG }  
 OR 50xPOS.3 (1x8 POS.MT-CONN.) } 10 BAGS PACKED INTO 1 INNER BOX  
 PACKED INTO 1 BAG }  
 OR 50xPOS.7 (1x8 POS.MT-CONN.) } 10 BAGS PACKED INTO 1 INNER BOX  
 PACKED INTO 1 BAG }  
 OR 50xPOS.5 (2x8 POS.MT-CONN.) } 10 BAGS PACKED INTO 1 INNER BOX  
 PACKED INTO 1 BAG }  
 OR 50xPOS.9 (1x8 POS.MT-CONN.) } 10 BAGS PACKED INTO 1 INNER BOX  
 PACKED INTO 1 BAG }
- PACKED INTO OUTER BOX
- ③ MT-CONNECTOR 1x8 AND 2x8 POS. ARE ASSEMBLED

AMP ORDER NO. BESTELL-NR.	0.38?m Au			0.8?m Au			POS.	DESCRIPTION BENENNUNG	SURFACE OBERFLAECHE COLOUR/FARBE	MATERIAL
	3	2	1	3	2	1				
969 989-6	-	-	-	-	-	-	10	3x8 POS. CONNECTOR ASSY	GREY	-
969 989-5	1	-	-	-	-	-	9	2x8 POS.MT-CONNECTOR	GREY	-
969 989-4	-	1	1	-	-	-	8	2x8 POS.MT-CONNECTOR	GREY	-
969 989-3	-	-	-	1	-	-	7	1x8 POS.MT-CONNECTOR	GREY	-
969 989-2	-	-	-	-	1	-	6	3x8 POS. CONNECTOR ASSY	GREY	-
969 989-1	-	-	-	-	-	1	5	2x8 POS.MT-CONNECTOR	GREY	-
	-	-	-	-	-	1	4	2x8 POS.MT-CONNECTOR	GREY	-
	-	-	-	-	1	1	3	1x8 POS.MT-CONNECTOR	GREY	-
	1	1	1	1	1	1	2	COVERHALF (LOWER PART)	BLACK	PBTP GF
	1	1	1	1	1	1	1	COVERHALF (UPPER PART)	BLACK	PBTP GF
QUANTITY St?ck							POS.	DESCRIPTION BENENNUNG	SURFACE OBERFLAECHE COLOUR/FARBE	MATERIAL

THIS DRAWING IS A CONTROLLED DOCUMENT. DIESE ZEICHNUNG IST EIN KONTROLLIERTES DOKUMENT.

DIMENSIONS: MASSENHEITEN mm TOLERANCES UNLESS OTHERWISE SPECIFIED: ALLGEMEINTOLERANZEN

0 PL ISO 8015 1 PL ISO 2768 - mH - E 2 PLC ± 0.2 3 PLC ± - 4 PLC ± - ANGLES/WINKEL ± - FINISH/OBERFLAECHE/FARBE

DWN Mahnke,B. 27-FEB-04  
 CHK Zitz,A. 01-MAR-04  
 APVD Bleicher,M. 02-MAR-04

NAME RV 100-3 CABLE CONNECTOR

SIZE A2 CAGE CODE 00779 DRAWING NO. ZEICHNUNGS-NR. C=969989 RESTRICTED TO NUR FUER

CUSTOMER DRAWING /KUNDENZEICHNUNG SCALE MASSSTAB 2:1 SHEET BLATT 1 von 1 REV A6