THIS DRAWING IS UNPUBLISHED
VERTRAULICH UNVEROFFENTLICHTE ZEICHNUNG
© COPYRIGHT 2014 By TE Connectivity
RELEASED FOR PUBLICATION 2014
FREI FUER VEROEFFENTLICHUNG
ALL RIGHTS RESERVED.
ALLE RECHTE VORBEHALTEN.
MATED WITH:
PASSEND ZU:

LOC	DIST
A1	-

PROJEKT NR.: 94-52225

REVISIONS
ABANDERUNGEN

P	LTR	DESCRIPTION BESCHREIBUNG	DATE	DWN	APVD
	A6	Erstfreigabe	03MAR2009	RBA	HHC
	A7	Note 9 korrigiert	24JAN2012	KSC	RBA
	B	Additional tool released	06AUG2015	HM	VHN
	B1	965601-3 version added	20SEP2016	HM	VHN

VERSION I
VARIANTE I 965601-3

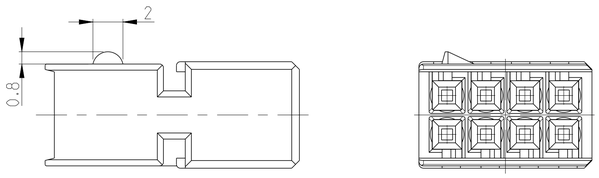

VERSION II
VARIANTE II

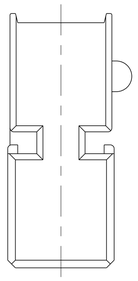

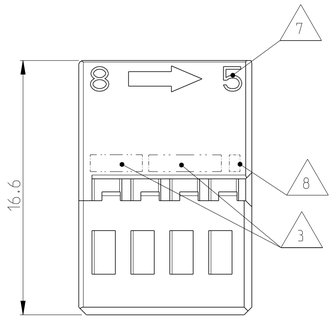

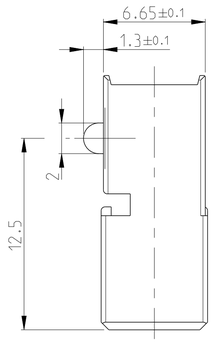

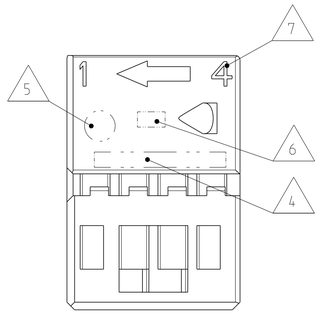

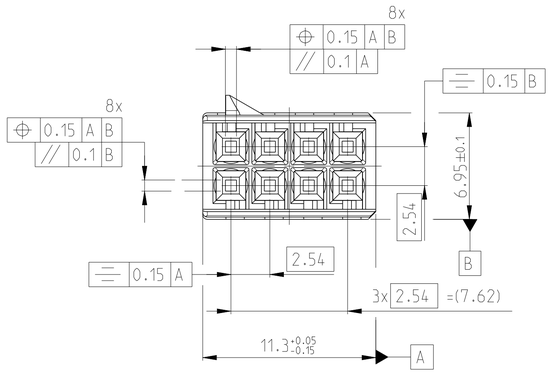

NOTES
Bemerkungen

1 ONLY THE GERMAN LANGUAGE VERSION IS AUTHORITATIVE
Massgebend ist nur der deutsche Text

2 CODING 0- -2 AS SHOWN
Kodierung 0- -2 wie gezeichnet

3 SUPPLIER-MARKING
Lieferantenkennzeichnung

4 MATERIAL IDENTIFICATION
Materialkennzeichnung

5 DATE MARKING
Datumskennzeichnung

6 MOULD CAVITY MARKING: FOR FIRST MOULD Y; FOR FURTHER MOULDS X.Y
X = MOULD NUMBER
Y = MOULD CAVITY NUMBER
Formnestkennzeichnung: fuer erstes Werkzeug Y; fuer weitere Werkzeuge X.Y
X = Werkzeug-Nr.
Y = Formnest-Nr.

7 CAVITY IDENTIFICATION
Kammer-Kennzeichnung

8 SUPPLIER REVISION INDEX
Revisionsindex des Lieferanten

9 MAX WIRE SIZE 0.75 mm^2 FLR PERMITTED
MAX. INSULATION DIAMETER 1.9 mm
NUMBER OF PIECES SEE CABLE HARNESS DRAWINGS
FOR PERMISSIBLE CURRENT CARRYING
CAPACITY OF THE SINGLE CONTACT
SEE PRODUCT SPECIFICATION NO.: 108-18030

max. zulaessiger Leitungsquerschnitt 0.75 mm^2 FLR
max. Aussendurchmesser Isolierung 1.9 mm
Die Stueckzahl ist im Leitungssatz festgelegt
Die zulaessige Strombelastbarkeit fuer
die einzelnen Kontakte ist der
Produkt-Spezifikation Nr.: 108-18030 zu entnehmen

10 SUPPLIED FORM: LOOSE PIECE IN CORRUGATED SHIPPING BOX
Auslieferungsform: Schuettgutverpackung in Versandkarton

NOTE Bem.	FEATURE Merkmal	TE Connectivity - No.
50	CONTACTS BY TE Connectivity 9 Kontakte von TE Connectivity	929454

SOCKET HOUSING. 8POS. Buchsengehaeuse. 8-polig	0.0008	965601-3	A	PBT-GF15 / Du Pont Crastin SK602	BLACK / schwarz RAL 9011	I
SOCKET HOUSING. 8POS. Buchsengehaeuse. 8-polig	0.0008	965601-2	B	PBT-GF15 / Du Pont Crastin SK602	BLACK / schwarz RAL 9011	II
Benennung TITLE	Masse [kg] MASS [kg]	TE Connectivity Bestell.-Nr. ORDER-NO.	REV	Werkstoff MATERIAL	Oberflaeche/Farbe SURFACE/COLOUR	Variante VERSION

ASSEMBLY
Zusammemabau
2:1

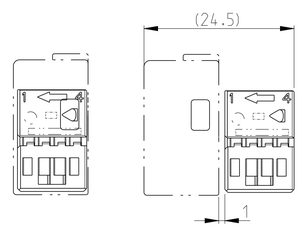

2:1

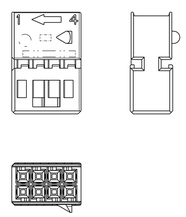

3D-view
3D-Ansicht
2:1

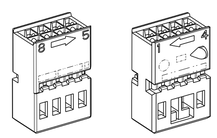

THIS DRAWING IS A CONTROLLED DOCUMENT.
DIESE ZEICHNUNG IST EIN KONTROLLIERTES DOKUMENT.

DIMENSIONS: MASSEINHEITEN: mm

TOLERANCES UNLESS OTHERWISE SPECIFIED ACC. TO DIN 16901-140 VALIDITY HAS THE RELEVANT VERSION AT THE MOMENT OF PART CONSTRUCTION.
Freimasstoleranzen nach DIN 16901-140 Gültigkeit hat die jeweilige Version zum Zeitpunkt der Teilekonstruktion.
TOLERANCING ISO 8015
TOLERIERUNG ISO 8015
ANGLES/WINKEL ±2°

MATERIAL - -

FINISH/OBERFLAECHE/FARBE - -

DWN	03MAR2009	R. Bachmann
CHK	04MAR2009	H. Holland-Cunz
APVD	-	
PRODUCT SPEC PRODUKTSPEZ.	-	
APPLICATION SPEC VERARBEITUNGSSPEZ.	-	
WEIGHT GEWICHT	SEE TABLE	

TE Connectivity

NAME
Buchsengehaeuse, 8polig
(Micro Quadlock System)
-

SIZE	CAGE CODE	DRAWING NO ZEICHNUNGS-NR.	RESTRICTED TO NUR FUER
A1	00779	C-965601	-

RESTRICTED CUSTOMER /KUNDENZEICHNUNG
SCALE MASSSTAB 5:1 SHEET BLATT 1 OF VON 1 REV B1