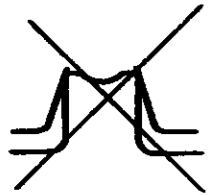


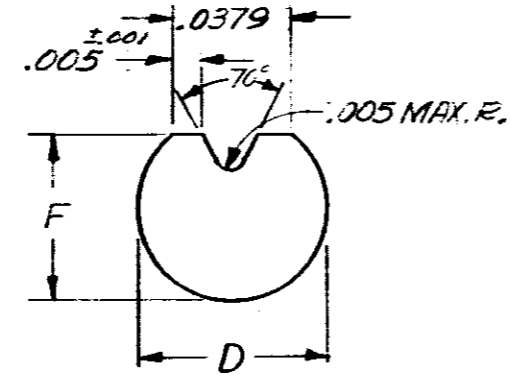
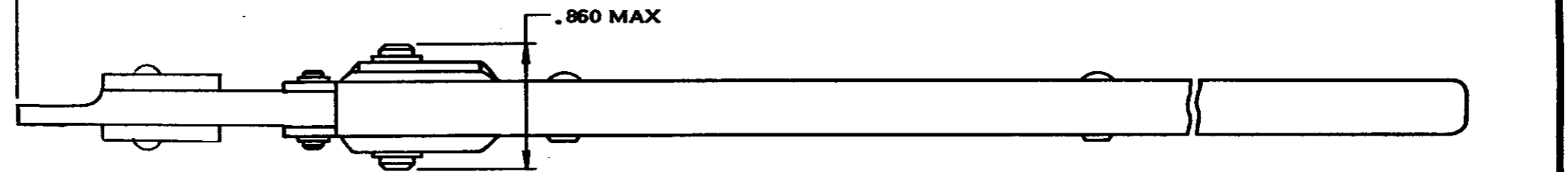
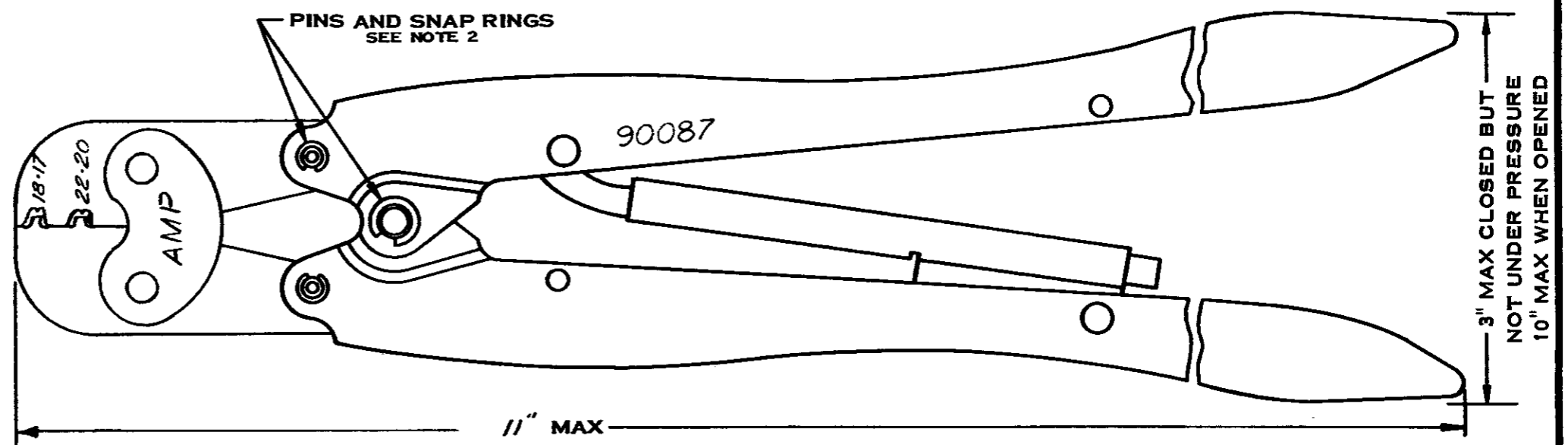
SYMBOL 18-17 SYMBOL 22-20

WIRE CRIMP				TERMINAL CRIMP HEIGHT
CRIMP SYMBOL	DIM	GO	NO GO	
18-17	F	.0418	.0458	.0483
	D	.0504	.0536	.0439
22-20	F	.0318	.0358	.0387
	D	.0428	.0458	.0344

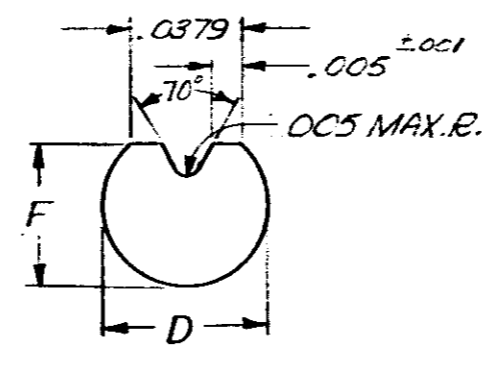


INSULATION CRIMP				TERMINAL CRIMP HEIGHT
CRIMP SYMBOL	DIM	GO	NO GO	


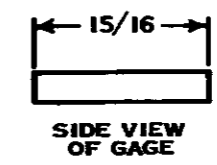
INACTIVE,
REFER TO
IS SHEET 7106
11/8/77



WIRE CRIMP
CRIMP SYMBOL 18-17
ENLARGED END VIEWS OF GAGES



WIRE CRIMP
CRIMP SYMBOL 22-20
ENLARGED END VIEWS OF GAGES



SUGGESTED
DOUBLE END HANDLE A.G.D. STD.

INACTIVE 11/8/77
REFER TO I.S.-7106

SUGGESTED GAGE DESIGN

					NUMBER 90087
A	INACTIVE PERSON HT-113	SEE	DD	11/8/77	
LTR	REVISION RECORD	DR	CHK	DATE	

NO. REQD	NUMBER	NAME	ITEM NO.
©1966 BY AMP INCORPORATED. ALL RIGHTS RESERVED. AMP PRODUCTS COVERED BY PATENTS AND/OR PATENTS PENDING.		CUSTOMER COPY REFERENCE ONLY	
DR <i>K. E. ...</i> 11-17-66	MATERIAL-STEEL FINISH-BLACK OXIDE WEIGHT-1 LBS. 3 OZ.	AMP INCORPORATED HARRISBURG PENNA.	
CHK <i>S. ...</i> 12/1/66	WIRE - RANGE - INSULATION	CLASS	
DE <i>S. ...</i> 12/1/66	TOLERANCE EXCEPT AS NOTED	SCALE	LOC R B
APP <i>H. E. ...</i> 5-10-66	NO 90087	REV A	NAME DOUBLE ACTION HAND TOOL

CUSTOMER DRAWING

DIMENSIONS IN INCHES DO NOT SCALE PRINT