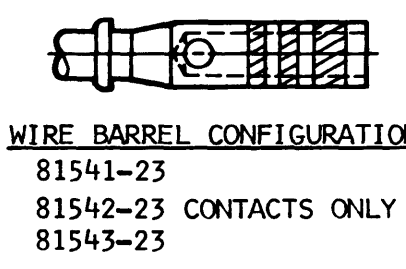
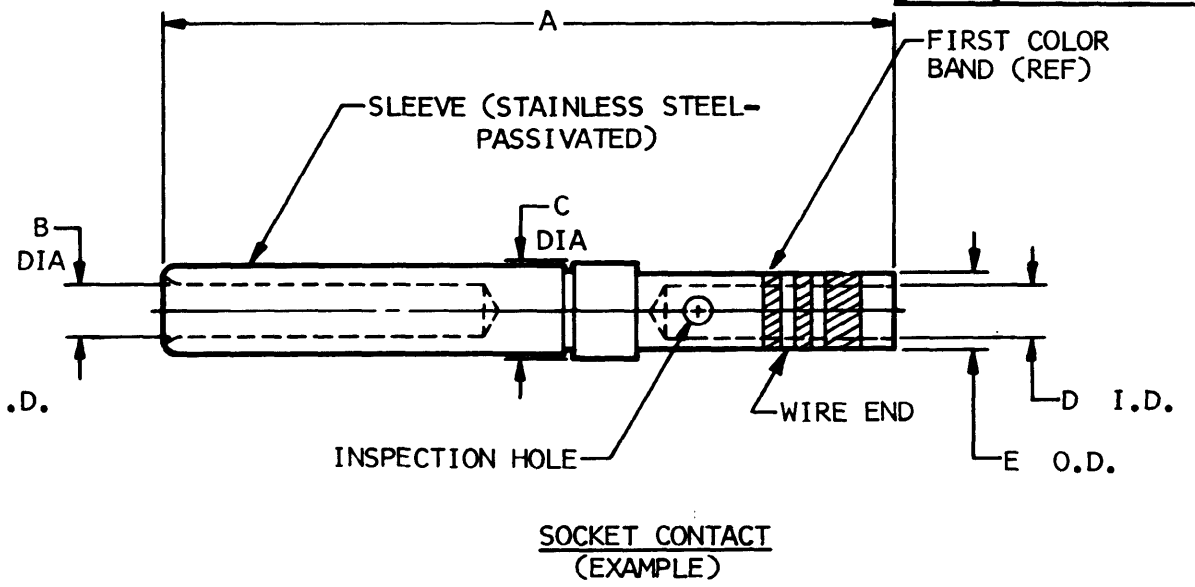
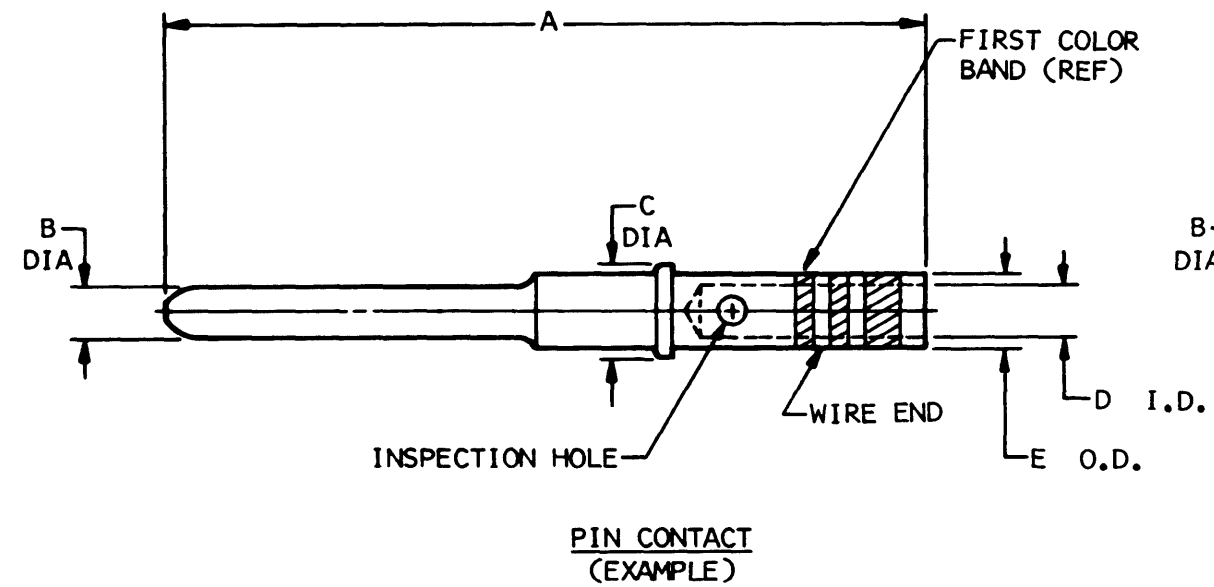


C 81541-(...)
81542-(...)
81543-(...)

REVISIONS

SYM	DESCRIPTION	DATE	APPROVED
N/C	NEW RELEASE PER E.O. 67724	6-25-71	<i>L. Stolle</i>
A	REVISED PER E.O. 68030	11-3-71	<i>L. Stolle</i>
B	REVISED PER E.O. 83602	9-20-77	<i>R. H.</i>
C	REVISED PER E.O. A2794	10-23-84	<i>L. Stolle</i>



SIZE	CONTACT PART NUMBER	EQUIVALENT MILITARY PART NUMBER	STYLE	CONNECTOR SHELL SERIES	COLOR BANDS			A MAX	B DIA	C MAX	D MIN	E MAX	WEIGHT MAX (LBS)	WIRE GAGE	CRIMP TOOL POSITIONER	STRIP LENGTH ±.030	INSERTION/EXTRACTION TOOL
					FIRST	SECOND	THIRD										
23	81541-23	M39029/18-177	PIN	A & B	VIOLET	VIOLET	BROWN	.650	.0275/.0260	.058	.033	.050	.00023	22 THRU 28	K338-1(M22520/2-13)	.192	81515-23
23	81542-23	M39029/16-167	SOCKET	B	VIOLET	BLUE	BROWN	.625	.031/.029	.058	.033	.050	.00023	22 THRU 28	K338-1(M22520/2-13)	.192	81515-23
23	81543-23	M39029/17-172	SOCKET	A	RED	VIOLET	BROWN	.955	.031/.029	.058	.033	.050	.00057	22 THRU 28	K339-1(M22520/2-16)	.192	81515-23
20	81541-20	M39029/18-178	PIN	A & B	GRAY	VIOLET	BROWN	.650	.041/.039	.079	.042	.063	.00034	20 THRU 24	K340-1(M22520/2-14)	.232	81515-20
20	81542-20	M39029/16-168	SOCKET	B	GRAY	BLUE	BROWN	.625	.044/.042	.079	.042	.063	.00045	20 THRU 24	K340-1(M22520/2-14)	.232	81515-20
20	81543-20	M39029/17-173	SOCKET	A	ORANGE	VIOLET	BROWN	.955	.044/.042	.079	.042	.063	.00102	20 THRU 24	K342-1(M22520/2-17)	.232	81515-20
16	81541-16	M39029/18-179	PIN	A & B	WHITE	VIOLET	BROWN	.650	.063/.061	.111	.062	.094	.00090	16 THRU 20	K341-1(M22520/2-15)	.232	81515-16
16	81542-16	M39029/16-169	SOCKET	B	WHITE	BLUE	BROWN	.625	.068/.065	.111	.062	.094	.00090	16 THRU 20	K341-1(M22520/2-15)	.232	81515-16
16	81543-16	M39029/17-174	SOCKET	A	YELLOW	VIOLET	BROWN	.955	.068/.065	.111	.062	.094	.00190	16 THRU 20	K343-1(M22520/2-18)	.232	81515-16
12	81541-12	M39029/18-180	PIN	A & B	BLACK	GRAY	BROWN	.680	.095/.093	.172	.097	.153	.00231	12 AND 14	TP360-1(M22520/1-09)	.266	81515-12
12	81542-12	M39029/16-170	SOCKET	B	BLACK	VIOLET	BROWN	.650	.100/.097	.172	.097	.153	.00242	12 AND 14	TP360-1(M22520/1-09)	.266	81515-12
12	81543-12	M39029/17-175	SOCKET	A	GREEN	VIOLET	BROWN	.970	.100/.097	.172	.097	.153	.00517	12 AND 14	TP365-1(M22520/1-10)	.266	81515-12

5. FOR EQUIVALENT BUCHANAN CRIMP TOOL AND POSITIONER PART NUMBERS, SEE INFORMATION DRAWING 107901.
4. FOR TERMINATION OF SIZE 23 THRU 16 CONTACTS, USE DANIELS AF8(M22520/2-01) CRIMP TOOL WITH APPROPRIATE POSITIONER PER TAB BLOCK. FOR SIZE 12 CONTACTS, USE DANIELS AF8(M22520/1-01) CRIMP TOOL WITH APPROPRIATE POSITIONER. EQUIVALENT MILITARY TOOL AND POSITIONER PART NUMBERS ARE SHOWN IN PARENTHESES.
3. CONTACTS DESIGNED FOR USE IN LONG (A) OR SHORT (B) SHELL SERIES CONNECTORS AS DESIGNATED IN TAB BLOCK.
2. BODY FINISH: GOLD PER MIL-G-45204, TYPE II, CLASS 1, OVER A SUITABLE UNDERPLATING, EXCLUDING SILVER.
1. BODY MATERIAL: PER MIL-C-39029, COMPOSITION A.
- NOTES:

SIGNATURE & DATE	
DR	<i>L. Stolle 6-25-71</i>
CHK	<i>R. Kelly 7-19-71</i>
PE	<i>Sisk</i>
APPD	<i>L. Stolle</i>
SCALE	NONE
WT	SEE TAB

CONTACT INFORMATION DRAWING

CRIMP TYPE
SIZE 23 THRU 12
FOR 815 SERIES CONNECTORS

ENVELOPE

CP

The Deutsch Company
ELECTRONIC COMPONENTS DIVISION
Municipal Airport
Banning, California

81541-(...)
81542-(...)
81543-(...)

B

DWG SIZE 11139

SHEET 1 OF 1