THIS DRAWING IS UNPUBLISHED. RELEASED FOR PUBLICATION 20
© COPYRIGHT 20 BY - ALL RIGHTS RESERVED.

LOC	DIST
CM	00

REVISIONS

P	LTR	DESCRIPTION	DATE	DWN	APVD
	C6	REVISED PER ECO-19-013973	16SEP2019	RS	WLS
	D	REVISED PER ECO-20-013993	01OCT2020	WLS	VS
	E	REVISED PER ECN-25-313010	03APR2025	WLS	JP

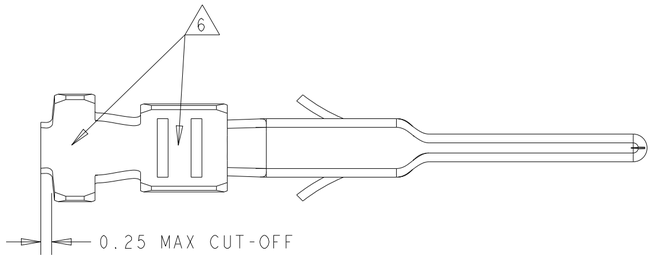

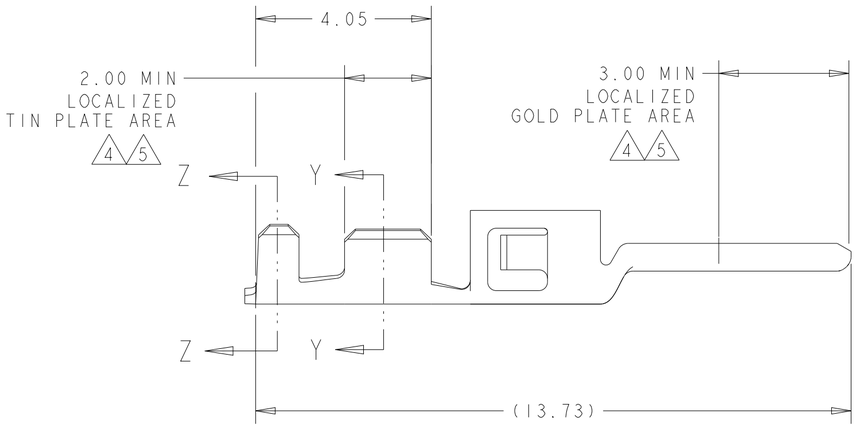

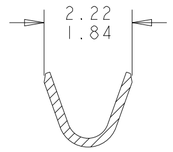

SECTION Y-Y

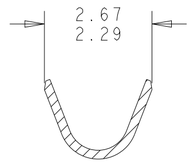

SECTION Z-Z

1 WIRE RANGE: 20-24 AWG.

2 INSULATION RANGE: 0.89-1.52 mm.

3 2.54 µm MIN. THK. BRIGHT TIN ENTIRE STOCK OVER 1.27 µm MIN. THK. NICKEL ENTIRE STOCK.

4 2.54 µm MIN. THK. BRIGHT TIN IN LOCALIZED TIN PLATE AREA, OVER 1.27 µm MIN. THK. NICKEL ON ENTIRE STOCK,

0.38 µm MIN. THK. GOLD,
OR
0.0762µm MIN. THK. GOLD FLASH OVER 0.31µm MIN. THK. PALLADIUM NICKEL

IN THE GOLD PLATE AREA PER TE CONNECTIVITY'S DISCRETION.

5 2.54 µm MIN. THK. BRIGHT TIN IN LOCALIZED TIN PLATE AREA, OVER 1.27 µm MIN. THK. NICKEL ON ENTIRE STOCK,

0.76 µm MIN. THK. GOLD,
OR
0.0762µm MIN. THK. GOLD FLASH OVER 0.69µm MIN. THK. PALLADIUM NICKEL

IN THE GOLD PLATE AREA PER TE CONNECTIVITY'S DISCRETION,

6 TIN PLATING THICKNESS INSIDE WIRE AND INSULATION BARRELS TO BE 1.27 µm MIN. THK.

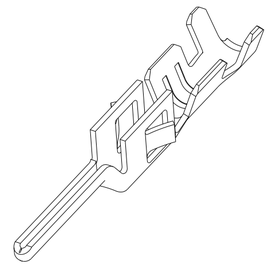

SCALE 7:1

REELED PN	FINISH	PART NUMBER
1-794608-2	5	1-794612-2
1-794608-1	4	1-794612-1
1-794608-0	3	1-794612-0

THIS DRAWING IS A CONTROLLED DOCUMENT.

DIMENSIONS: mm

TOLERANCES UNLESS OTHERWISE SPECIFIED:
0 PLC ±-
1 PLC ±-
2 PLC ±0.20
3 PLC ±-
4 PLC ±-
ANGLES ±1°

MATERIAL: 0.20 THK BRASS

FINISH: SEE TABLE

DWN W J RUDY 29AUG2000
CHK W DAVIS 29AUG2000
APVD W DAVIS 29AUG2000
PRODUCT SPEC 108-1836
APPLICATION SPEC 114-13000
WEIGHT -

TE Connectivity

NAME PLUG CONTACT, CRIMP SNAP, 20-24 AWG LOOSE PIECE, MICRO MATE-N-LOK(TM)
-

SIZE A2 | CAGE CODE 00779 | DRAWING NO C-794612 | RESTRICTED TO

CUSTOMER DRAWING | SCALE 10:1 | SHEET 1 OF 1 | REV E

1471-9 (3/11)