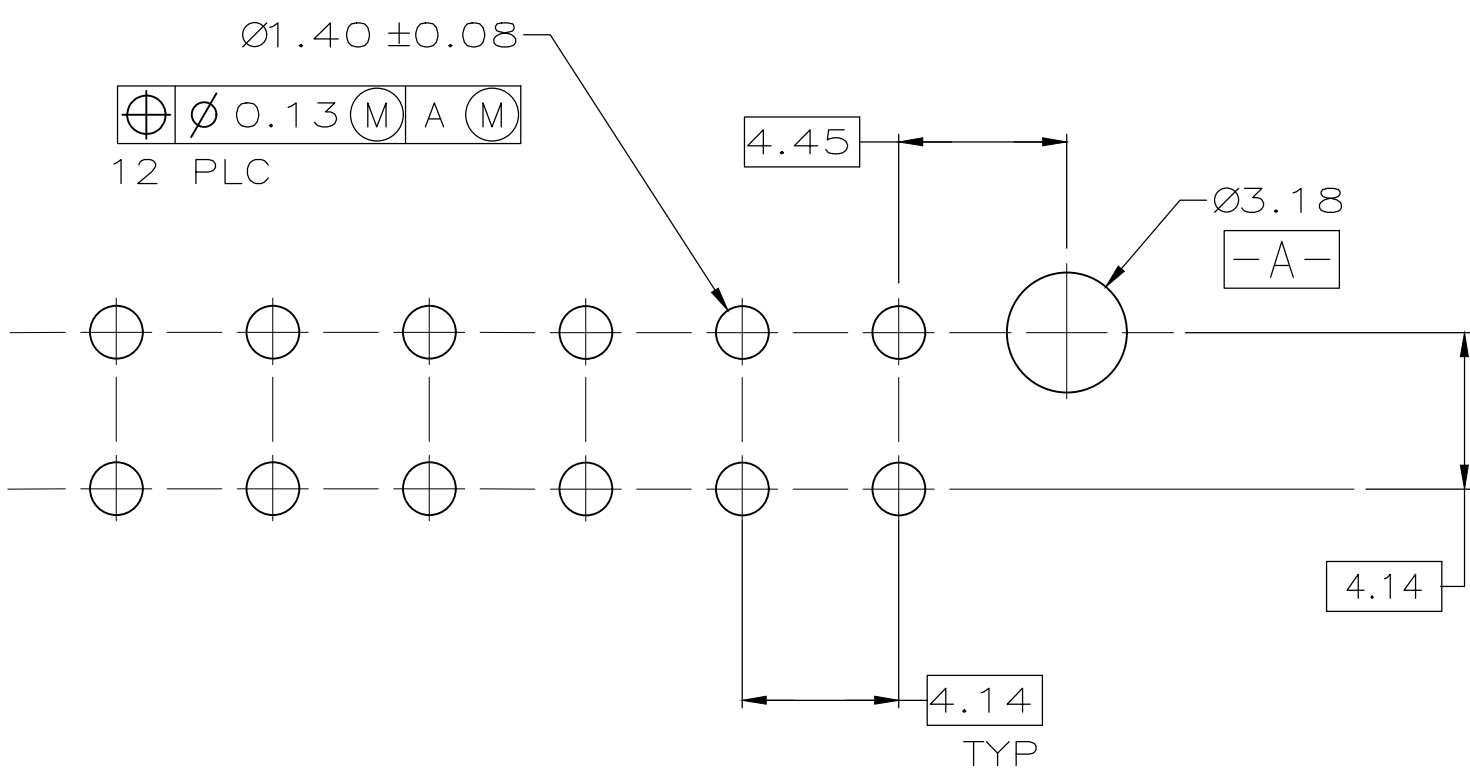
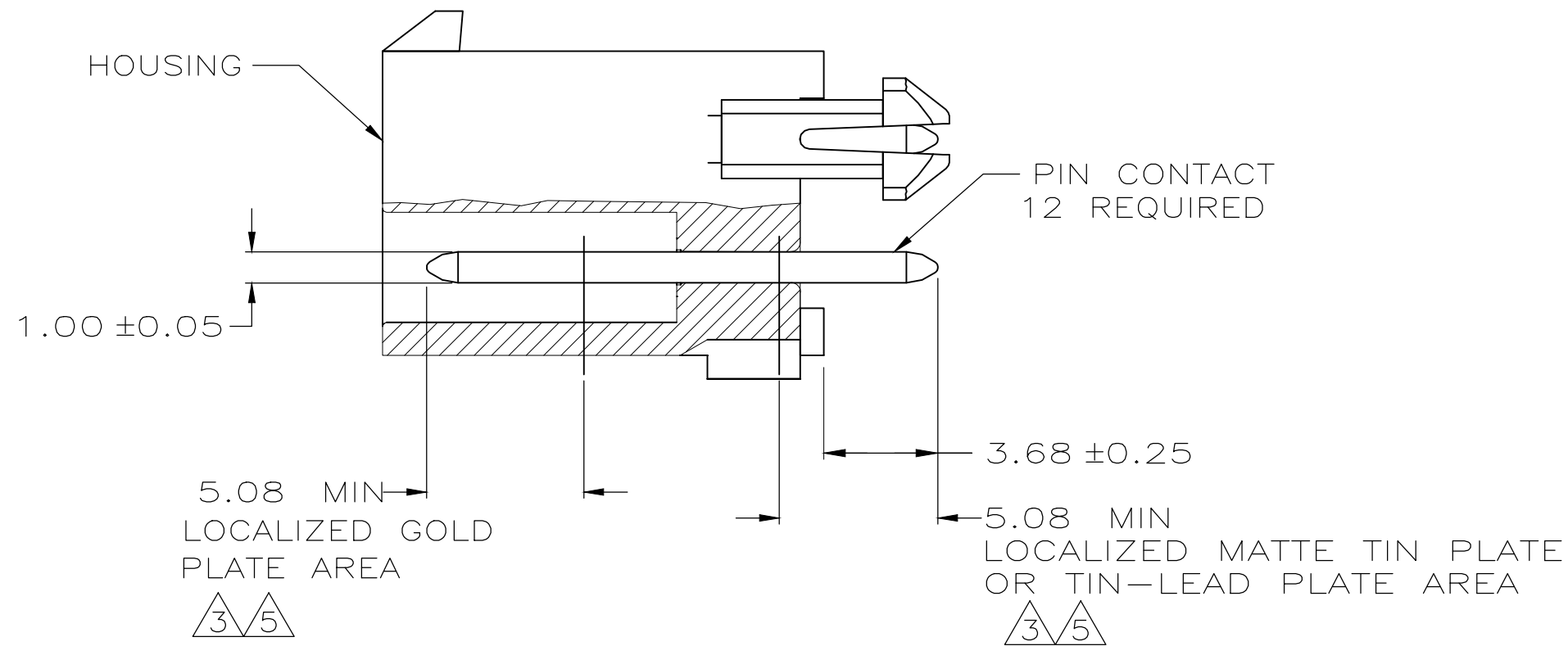
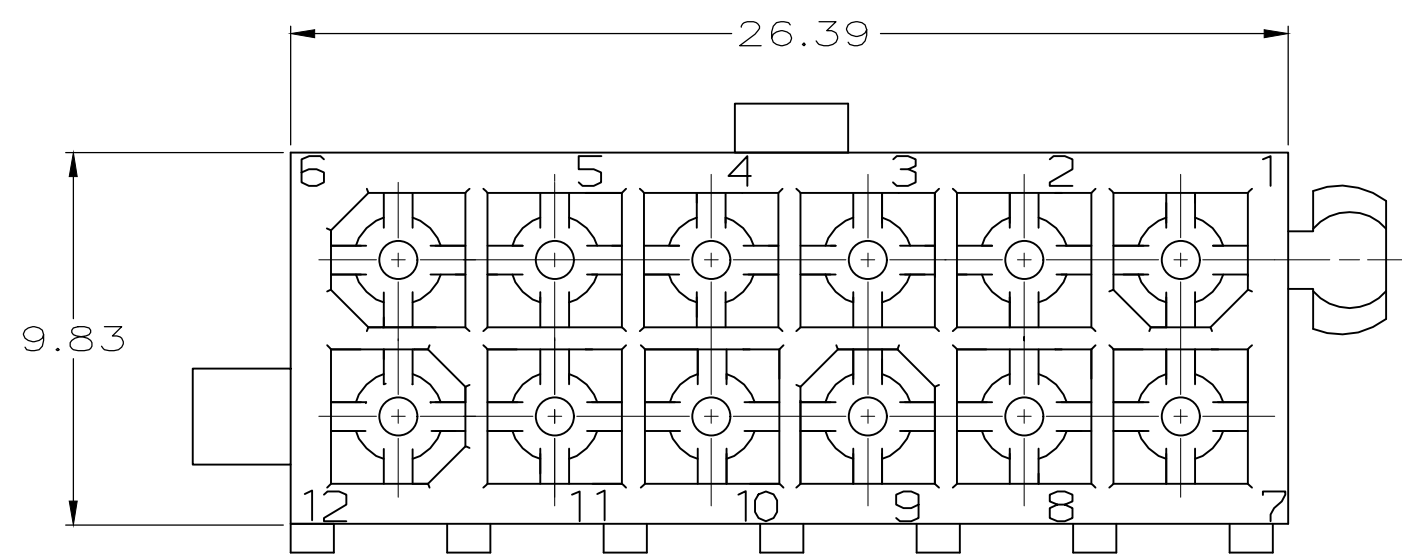
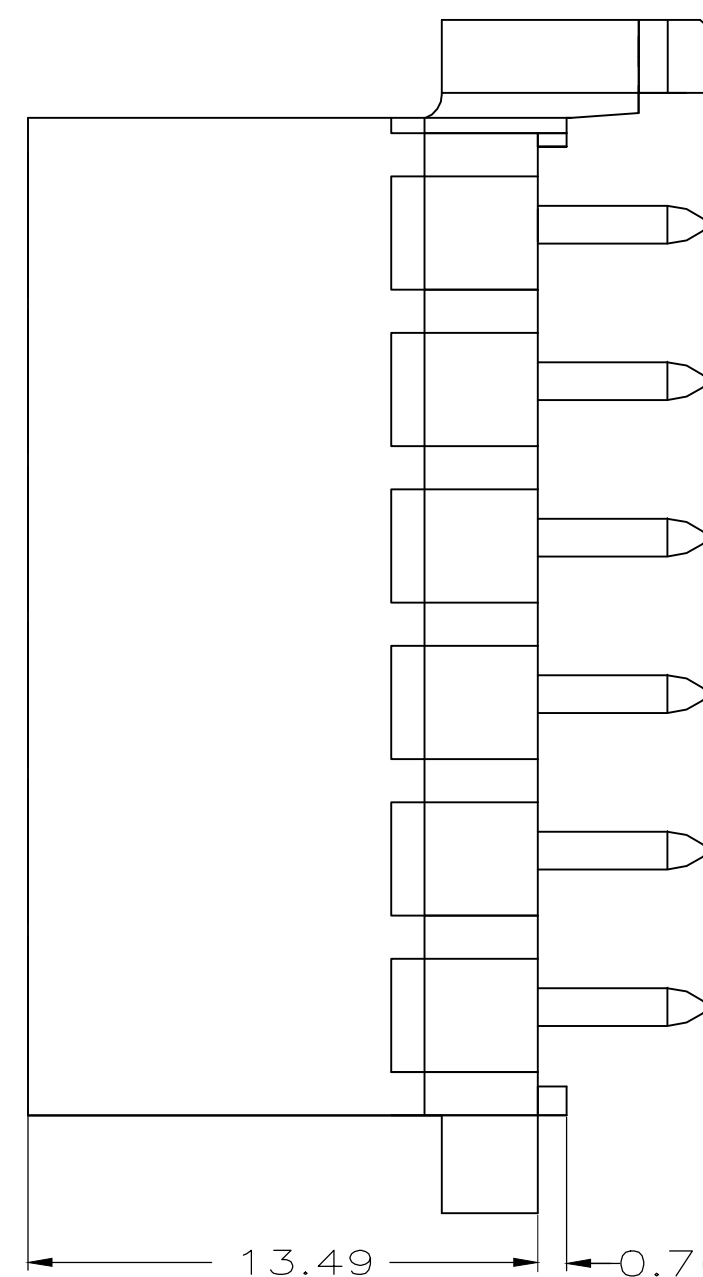


THIS DRAWING IS UNPUBLISHED. RELEASED FOR PUBLICATION
 © COPYRIGHT - By - ALL RIGHTS RESERVED.

LOC		DIST		REVISIONS			
P	LTR	DESCRIPTION		DATE	DWN	APVD	
CM	0	M1	REVISED PER ECR-18-005392		27NOV2018	BDA	SG



RECOMMENDED HOLE PATTERN FOR 1.57 THICK BOARD



- PINS TO COMPLY WITH AMP SOLDERABILITY SPEC. 109-11-3.
- 0.00381 MIN MATTE TIN LEAD OVER 0.00127 MIN NICKEL.
- 0.00076 MIN GOLD PLATE IN THE LOCALIZED PLATE AREA, 0.00381 MATTE TIN LEAD IN THE LOCALIZED PLATE AREA, BOTH OVER 0.00127 MIN NICKEL.
- 0.00381 MIN MATTE TIN OVER 0.00127 MIN NICKEL.
- 0.00076 MIN GOLD PLATE IN THE LOCALIZED PLATE AREA, 0.00381 MATTE TIN IN THE LOCALIZED PLATE AREA, BOTH OVER 0.00127 MIN NICKEL.

BRASS, GOLD	5	NYLON, UL94V-0	WHITE	1-770621-1
BRASS, TIN	4	NYLON, UL94V-0	WHITE	1-770621-0
OBSOLETE BRASS, GOLD	3	NYLON, UL94V-0	WHITE	-770621-2
BRASS, TIN-LEAD	2	NYLON, UL94V-0	WHITE	770621-1
MATERIAL	FINISH	MATERIAL	COLOR	PART NO.
PIN		HOUSING		

DIMENSIONS:		TOLERANCES UNLESS OTHERWISE SPECIFIED:		DWN		CHK		APVD		NAME	
mm		0 PLC	± -	S	CARPENTER	08JUN05	R	JONES	12AUG2003	TE Connectivity	
		1 PLC	± -	R	JONES	12AUG2003	R	JONES	12AUG2003	HEADER ASSEMBLY, CLOSED BOTTOM, 12 CKT, DOUBLE ROW VERTICAL, MINI UNIVERSAL MATE-N-LOK	
		2 PLC	± 0.13	PRODUCT SPEC		APPLICATION SPEC		WEIGHT		SIZE	CAGE CODE
		3 PLC	± -	FINISH		WEIGHT		DRAWING NO		A2	00779
		4 PLC	± -	FINISH		WEIGHT		DRAWING NO		C=770621	RESTRICTED TO
		ANGLES	± -	FINISH		WEIGHT		DRAWING NO		SCALE	SHEET
		FINISH	± -	FINISH		WEIGHT		DRAWING NO		5:1	1 of 1
MATERIAL		FINISH		FINISH		WEIGHT		DRAWING NO		REV	M1
-		-		-		-		DRAWING NO		CUSTOMER DRAWING	