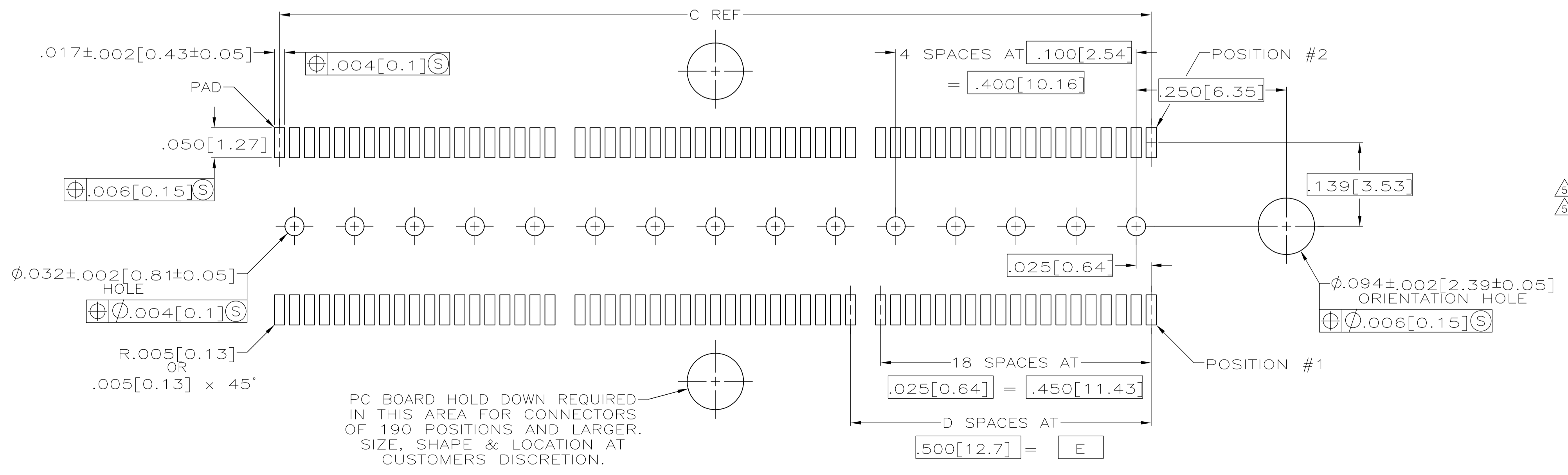
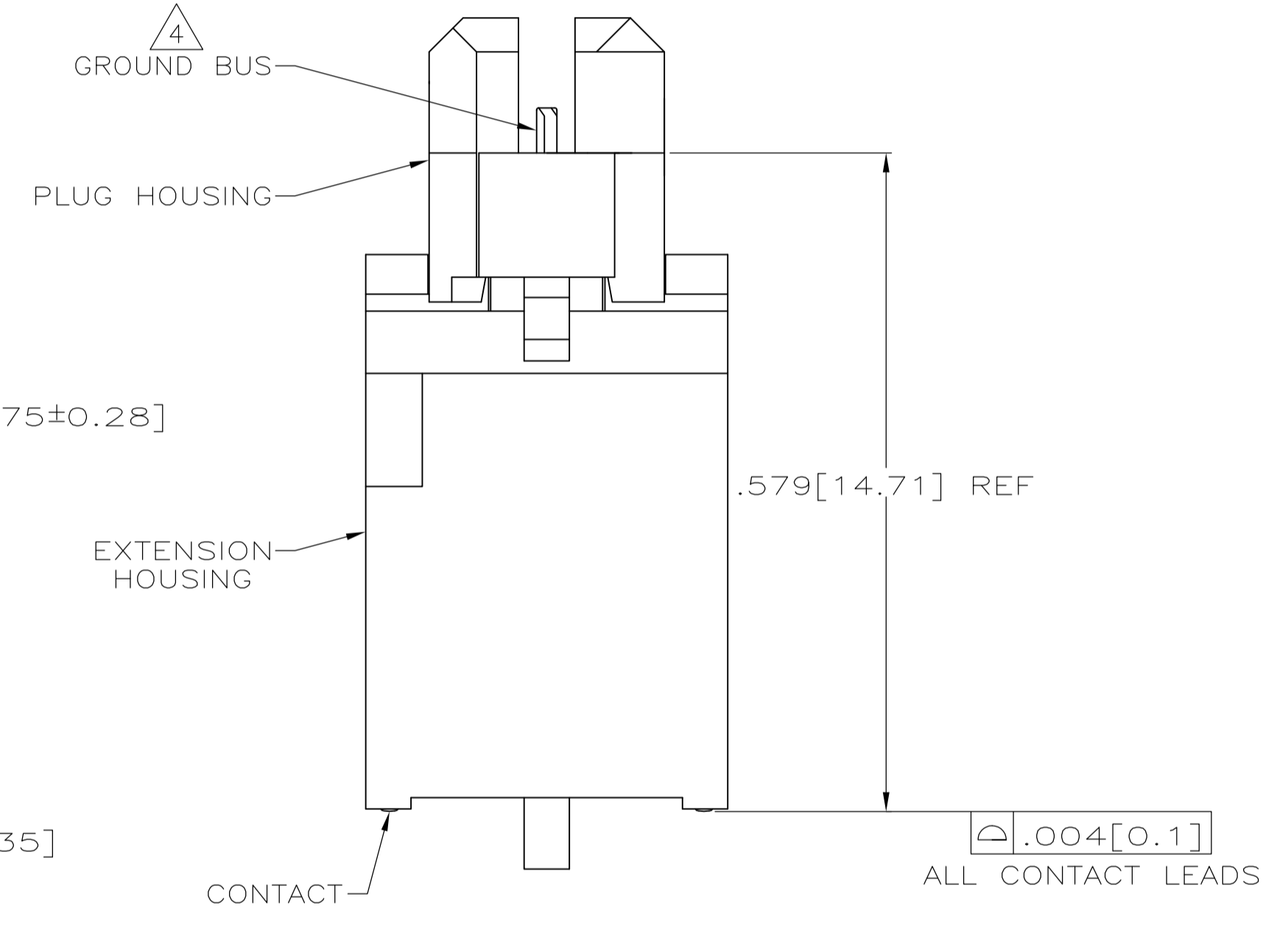
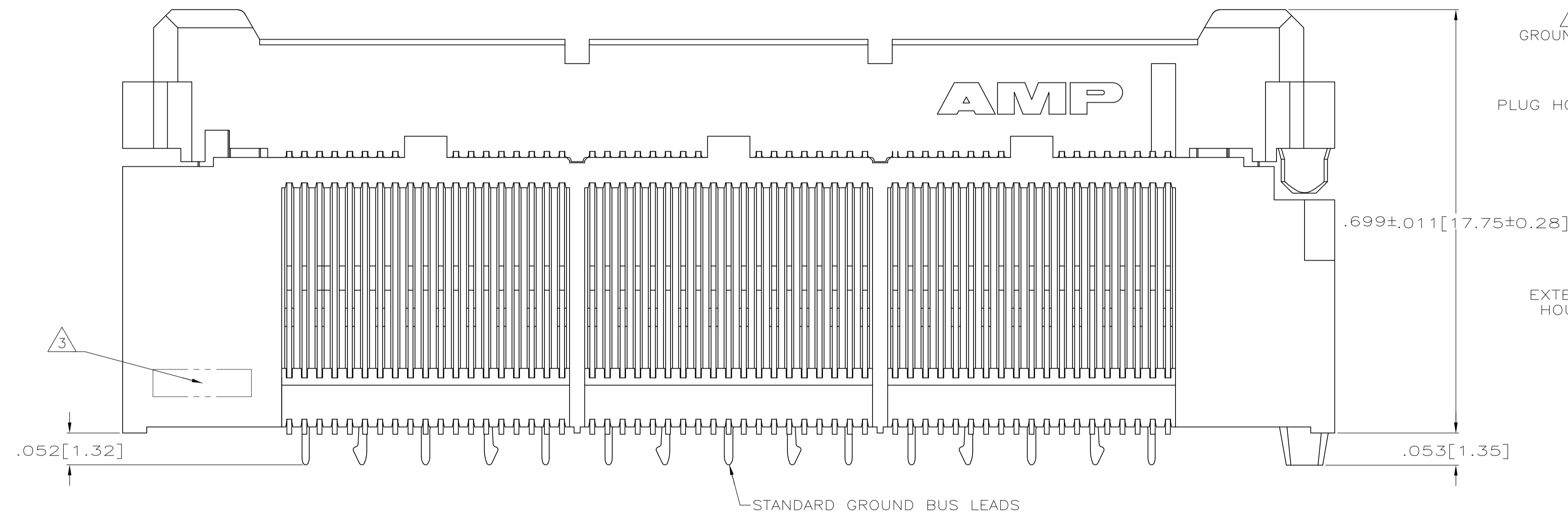


- 1 HOUSING: LIQUID CRYSTAL POLYMER, COLOR BLACK.
CONTACTS: HIGH RELIABILITY COPPER ALLOY.
GROUND BUSES: BRASS, UNS C26000
- 2 CONTACTS & GROUND BUSES: NICKEL UNDERPLATE ALL OVER,
MATING SURFACE PLATED TO MEET LEVEL 1 PERFORMANCE
REQUIREMENTS OF TE PRODUCT SPECIFICATION 108-1422,
SOLDER TAILS PLATED TIN-LEAD.
- 3 DATE CODE MARKED IN AREA INDICATED ON SAME SIDE AS POSTIONS #1.
- 4 ONE GROUND BUSS WITH 5 TAILS PER EACH MODULE.
- 5 THIS ASSEMBLY HAS A VACUUM PICK-UP COVER PLACES ON CENTER
OF HOUSING AND IS PACKAGED IN EXTRUDED TUBES.



PC BOARD HOLD DOWN REQUIRED IN THIS AREA FOR CONNECTORS OF 190 POSITIONS AND LARGER. SIZE, SHAPE & LOCATION AT CUSTOMERS DISCRETION.

RECOMMENDED PC BOARD LAYOUT (VIEWED FROM CONNECTOR SIDE)

6	3.000 [76.2]	6	3.450 [87.63]	3.898 [99]	4.000 [101.6]	266	2-767025-1
5	2.500 [63.5]	5	2.950 [74.93]	3.398 [86.31]	3.500 [88.9]	228	2-767025-0
6	3.000 [76.2]	6	3.450 [87.63]	3.898 [99]	4.000 [101.6]	266	767025-7
5	2.500 [63.5]	5	2.950 [74.93]	3.398 [86.31]	3.500 [88.9]	228	767025-6
4	2.000 [50.8]	4	2.450 [62.23]	2.898 [73.61]	3.000 [76.2]	190	767025-5
3	1.500 [38.1]	3	1.950 [49.53]	2.398 [60.91]	2.500 [63.5]	152	767025-4
2	1.000 [25.4]	2	1.450 [36.83]	1.898 [48.21]	2.000 [50.8]	114	767025-3
1	.500 [12.7]	1	.950 [24.13]	1.398 [35.51]	1.500 [38.1]	76	767025-2
0	.000 [0]	0	.450 [11.43]	.898 [22.81]	1.000 [25.4]	38	767025-1
E	D	C	B	A	NO OF POS	PART NUMBER	

THIS DRAWING IS A CONTROLLED DOCUMENT.

DIMENSIONS: INCHES	TOLERANCES UNLESS OTHERWISE SPECIFIED:	DIN J.GERACE 3-12-98	CIRK S.STRICKLER 3-12-98	STE TE Connectivity
0 PLC ± -	1 PLC ± -	APVD A.MONK 3-12-98	NAME	PLUG ASSEMBLY, .707 [17.96] VERTICAL, .025 [0.64] CENTER LINE, MICTOR
2 PLC ± -	3 PLC ± -	APPLICATION SPEC 108-1422	SIZE	114-11004
4 PLC ± -.005 [0.13]	ANGLES ± -	WEIGHT	SCALE	8:1
MATERIAL	FINISH	CUSTOMER DRAWING	REV	R1