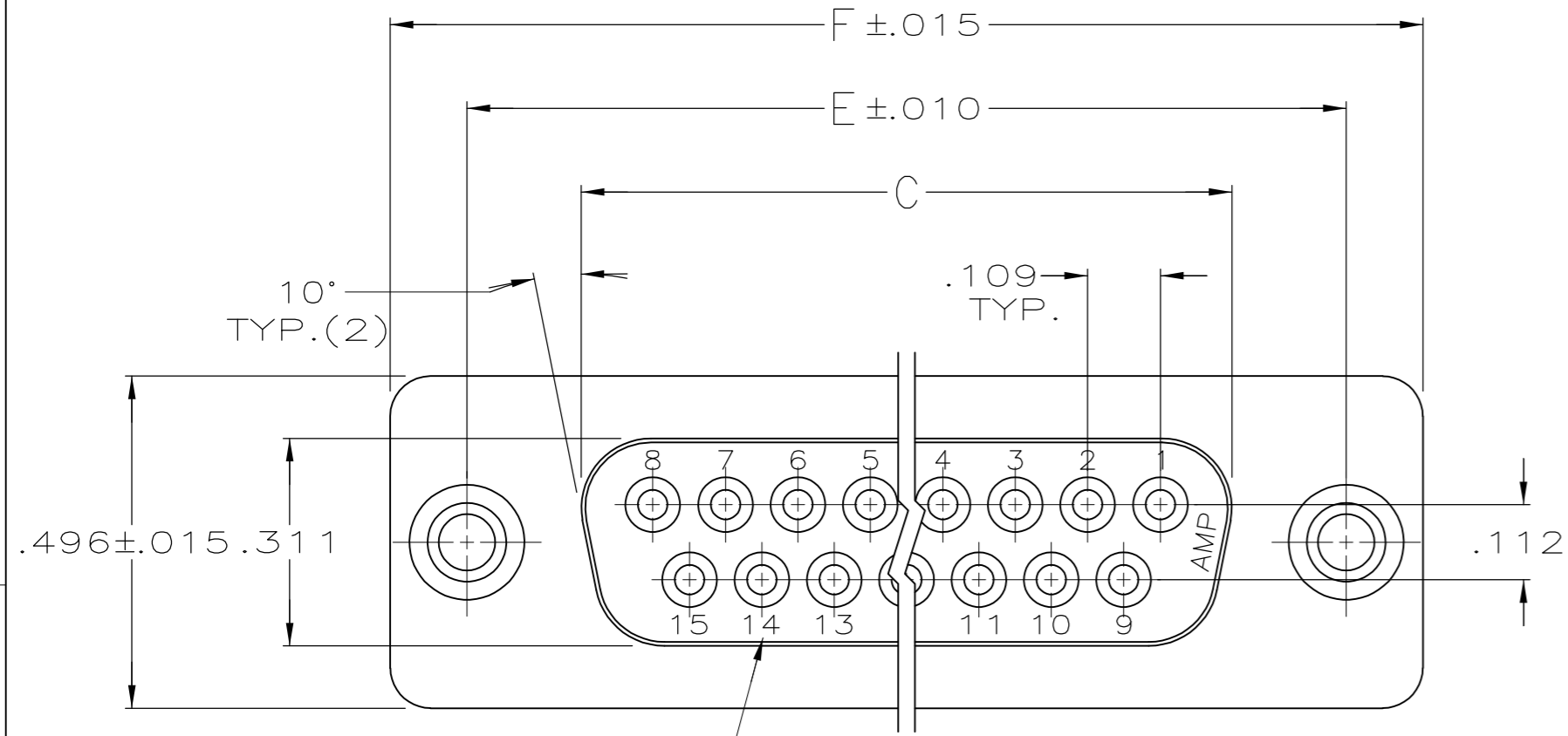


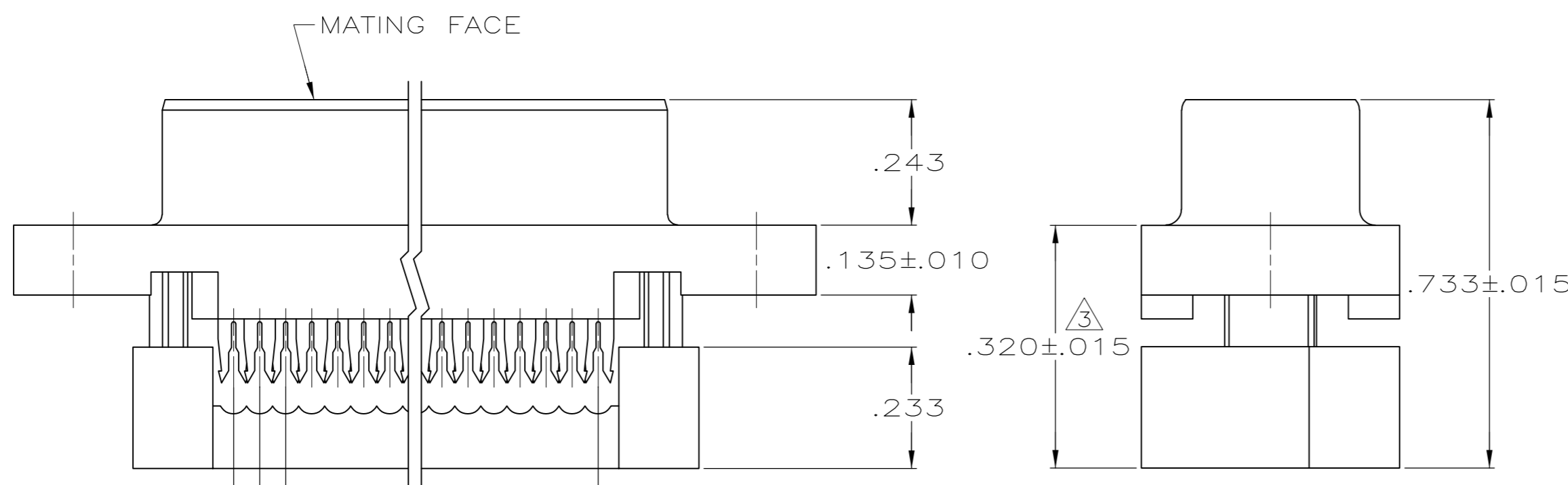
THIS DRAWING IS UNPUBLISHED. RELEASED FOR PUBLICATION  
 © COPYRIGHT BY TYCO ELECTRONICS CORPORATION. ALL RIGHTS RESERVED.

LOC		DIST		REVISIONS			
P	LTR	DESCRIPTION	DATE	DWN	APVD		
		C2	REVISED PER ECO-07-008164	10AUG07	JDP	CWR	

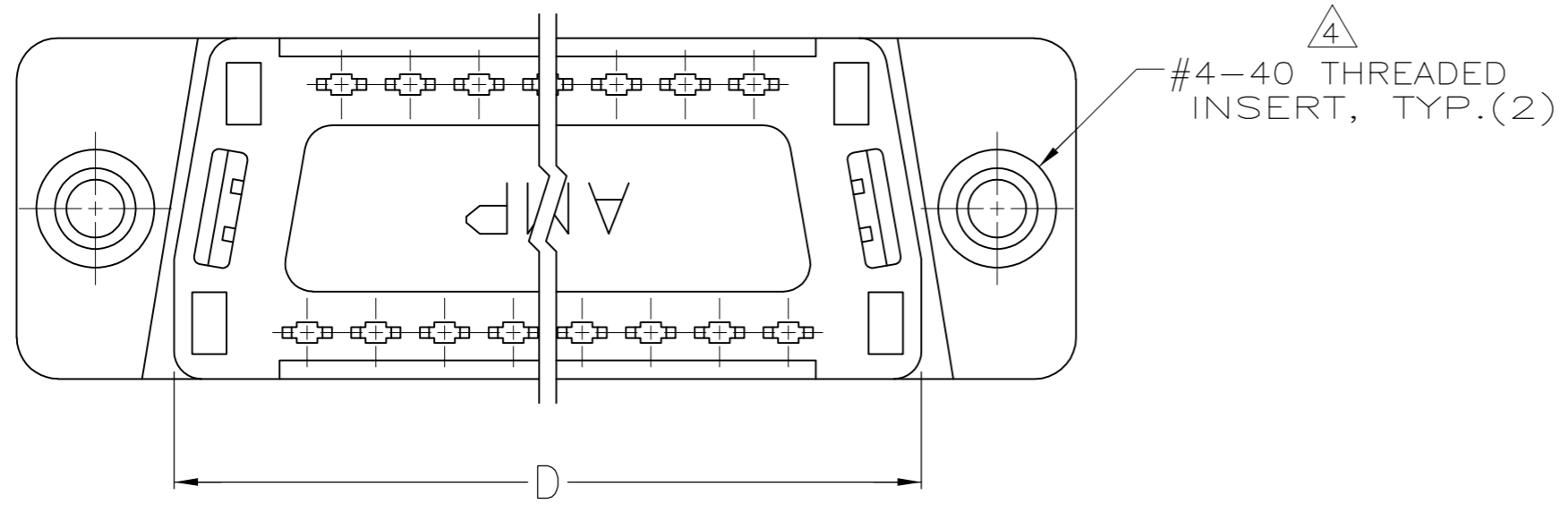


DEPRESSED CAVITY IDENTIFICATION (15 POSITION SHOWN)

1. CONNECTORS COMPLY WITH AMP SPEC. 108-40,012 AND MATE WITH ANY SAME NUMBER POSITION PLUG CONNECTOR IN AMPLIMITE SERIES.
2. CONNECTOR DESIGNED FOR 28 AND 26 AWG STRANDED AND SOLID CONDUCTOR RIBBON CABLE ON .050 $\phi$ .
3. DIMENSION APPLIES TO TERMINATED CONNECTOR.
4. INSERTS WILL WITHSTAND 6 IN. LBS. TORQUE AND 50 LBS. PULL OUT FORCE FROM MATING FACE SIDE.
5. MOLDED PARTS: FLAME RETARDANT 94V-0 RATED THERMOPLASTIC; COLOR: BLACK.
6. PHOS. BRONZE PER QQ-B-750.
7. BRASS PER MIL-C-50.
8. GOLD PLATING PER MIL-G-45204, BRIGHT TIN PLATING PER MIL-T-10727, TIN LEAD PLATING PER MIL-P-81728, NICKEL PLATING PER QQ-N-290.
9. PLATED WITH .000030 GOLD IN LOCALIZED GOLD PLATE AREA, .000100- .000200 BRIGHT TIN LEAD ON TERMINATION END, ALL OVER .000050 NICKEL ON ENTIRE CONTACT.
10. ADVANCED PART NUMBER, NOT PRODUCTION TOOLED.



.050 REF.  
 .100 REF.  
 A SPACES AT .050 = B



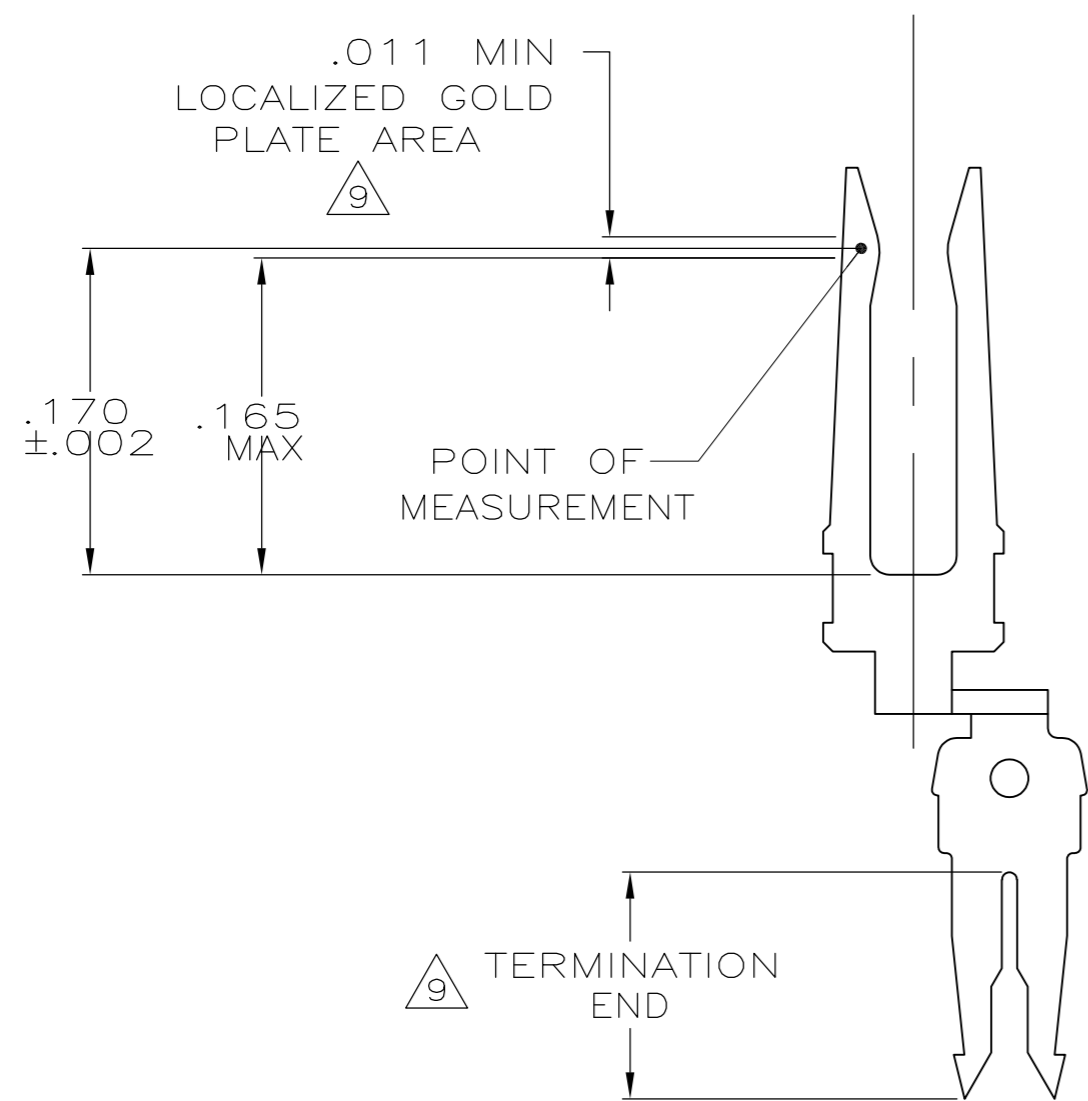
	F	E	D	C	B	A	NO.OF POS.	PART NUMBER
10	1.764	1.526	1.287	1.140	.900	18	19	747051-5
OBSOLETE	1.216	.984	.759	.643	.400	8	9	747051-4
OBSOLETE	1.541	1.312	1.087	.971	.700	14	15	747051-3
OBSOLETE	2.090	1.852	1.623	1.511	1.200	24	25	747051-2
OBSOLETE	2.732	2.500	2.275	2.159	1.800	36	37	747051-1

THIS DRAWING IS A CONTROLLED DOCUMENT.

DWN	J. GERACE	01NOV82	Tyco Electronics Corporation Harrisburg, PA 17105-3608
CHK	LEGGETT	01NOV82	
APVD	J. GERACE	01NOV82	
PRODUCT SPEC			
APPLICATION SPEC			NAME
			RECEPTACLE ASSEMBLY, LOW PROFILE WITH PRE-ASSEMBLED COVER & THREADED INSERTS
MATERIAL	SEE NOTES	FINISH	SEE NOTES
WEIGHT	-	SCALE	4:1
CUSTOMER DRAWING		SHEET	1 of 2
		REV	C2

THIS DRAWING IS UNPUBLISHED. RELEASED FOR PUBLICATION  
 © COPYRIGHT BY TYCO ELECTRONICS CORPORATION. ALL RIGHTS RESERVED.

LOC	DIST	REVISIONS					
		P	LTR	DESCRIPTION	DATE	DWN	APVD
BD	39	-	-	SEE SHEET 1	-	-	-



CONTACT DETAIL  
SCALE 10:1

THIS DRAWING IS A CONTROLLED DOCUMENT.		DWN M. EPLER 11-3-87	Tyco Electronics Corporation Harrisburg, PA 17105-3608																		
DIMENSIONS: INCHES		CHK W. G. LENKER 11-3-87	NAME																		
TOLERANCES UNLESS OTHERWISE SPECIFIED:		APVD -	PRODUCT SPEC																		
<table border="0"> <tr><td>0 PLC</td><td>±</td><td>-</td></tr> <tr><td>1 PLC</td><td>±</td><td>-</td></tr> <tr><td>2 PLC</td><td>±</td><td>-</td></tr> <tr><td>3 PLC</td><td>±</td><td>.005</td></tr> <tr><td>4 PLC</td><td>±</td><td>-</td></tr> <tr><td>ANGLES</td><td>±</td><td>-</td></tr> </table>		0 PLC	±	-	1 PLC	±	-	2 PLC	±	-	3 PLC	±	.005	4 PLC	±	-	ANGLES	±	-	APPLICATION SPEC	
0 PLC	±	-																			
1 PLC	±	-																			
2 PLC	±	-																			
3 PLC	±	.005																			
4 PLC	±	-																			
ANGLES	±	-																			
MATERIAL SEE SHEET 1	FINISH SEE SHEET 1	WEIGHT -	SIZE A2	CAGE CODE 00779																	
CUSTOMER DRAWING		DRAWING NO C=747051	RESTRICTED TO -																		
		SCALE 4:1	SHEET 2 of 2	REV C2																	