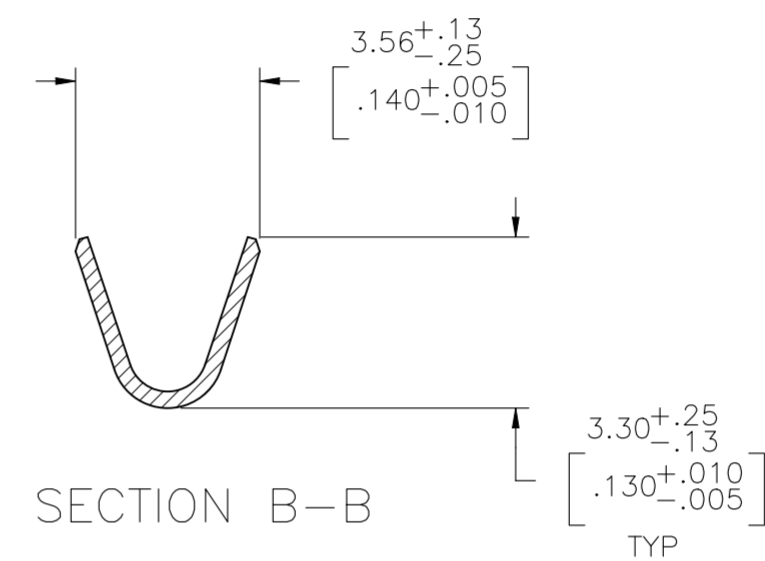
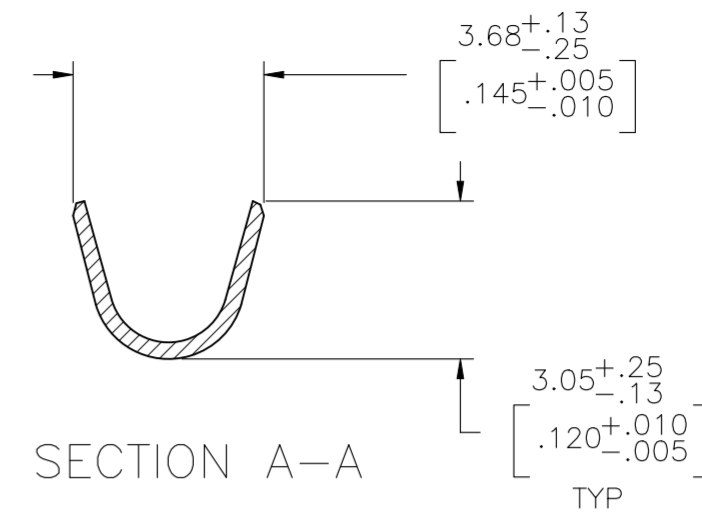
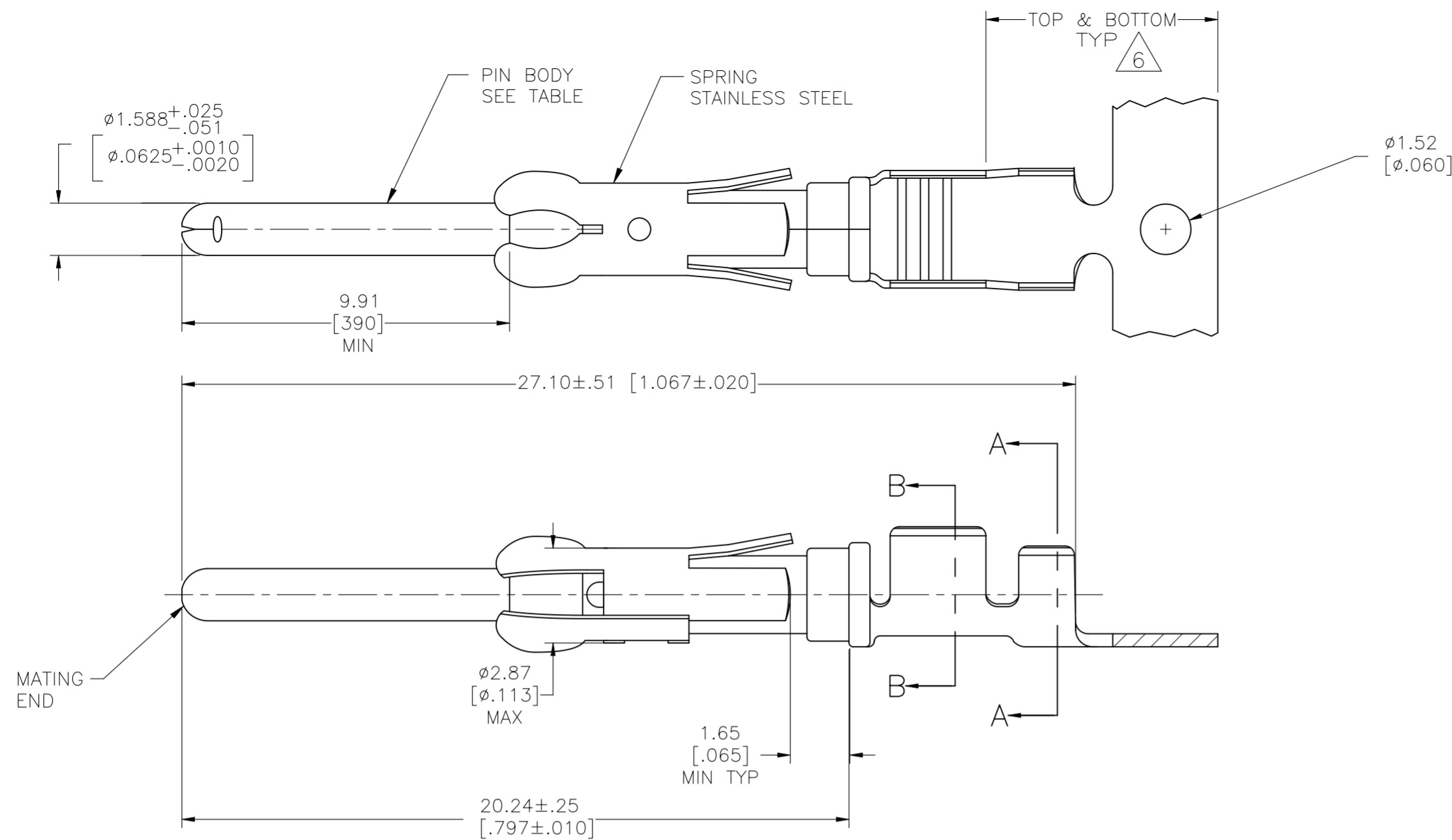


REVISIONS					
P	LTR	DESCRIPTION	DATE	DWN	APVD
AG		REVISED PER ECR-24-213591	28JUN2024	RK	FJS



- 1 REVERSE REELED FOR MINI-APPLICATOR.
- 2 $0.76\mu\text{m}$ [.000030] MIN PRECIOUS METAL PLATE ON MATING END FOR A LENGTH OF 5.08 [.200] MIN OVER $1.27\mu\text{m}$ [.000050] MIN NICKEL. GOLD FLASH ALL OVER. CONFORMS TO THE REQUIREMENTS OF TE CONNECTIVITY PRODUCT SPEC 108-10042, BASED ON EIA-364-1000.01 (CONTROLLED ENVIRONMENT APPLICATIONS),
- 3 $0.76\mu\text{m}$ [.000030] MIN PRECIOUS METAL PLATE ON MATING END FOR A LENGTH OF 5.08 [.200] MIN WITH A UNIFORM GRADIENT TO $0.25\mu\text{m}$ [.000010] MIN ON REMAINDER, OVER $1.27\mu\text{m}$ [.000050] MIN NICKEL PLATE. GOLD FLASH ALL OVER. CONFORMS TO THE REQUIREMENTS OF TE CONNECTIVITY PRODUCT SPEC 108-10042, BASED ON EIA-364-1000.01 (CONTROLLED ENVIRONMENT APPLICATIONS).
- 4 $0.38\mu\text{m}$ [.000015] MIN PRECIOUS METAL PLATE ON MATING END FOR A LENGTH OF 5.08 [.200] MIN WITH $1.27\mu\text{m}$ [.000050] MATTE TIN PLATE IN WIRE CRIMP AREA, BOTH OVER $1.27\mu\text{m}$ [.000050] MIN NICKEL PER QQ-N-290. CONFORMS TO THE REQUIREMENTS OF TE PRODUCT SPEC 108-10042, BASED ON EIA-364-1000.01 (CONTROLLED ENVIRONMENT APPLICATIONS).
- 5 $1.27\mu\text{m}$ [.000050] MIN TIN-LEAD PER MIL-T-10727 OVER $1.27\mu\text{m}$ [.000050] MIN NICKEL PER QQ-N-290.
- 6 GOLD PLATING NEED NOT APPEAR IN THIS AREA.
- 7 WIRE RANGE 18-14 AWG.
- 8 INSULATION RANGE 2.03[.080]-2.54[.100] DIA.
- 9 $0.38\mu\text{m}$ [.000015] MIN GOLD PER MIL-G-45204 ON MATING END FOR A LENGTH OF 5.08 [.200] MIN, $1.27\mu\text{m}$ [.000050] MIN TIN-LEAD PER MIL-T-10727 FOR A LENGTH OF 5.69 [.224] MIN ON OPPOSITE END, BOTH OVER $1.27\mu\text{m}$ [.000050] MIN NICKEL PER QQ-N-290 ON ENTIRE CONTACT.
- 10 $1.27\mu\text{m}$ [.000050] MIN TIN PER MIL-T-10727 OVER $1.27\mu\text{m}$ [.000050] MIN NICKEL PER QQ-N-290.
- 11 $2.54\mu\text{m}$ [.000100] MIN SILVER OVER $0.76\mu\text{m}$ [.000030] MIN NICKEL PER QQ-N-290

12 $0.76\mu\text{m}$ [.000030] MIN PRECIOUS METAL PLATE ON MATING END FOR A LENGTH OF 5.08 [.200] MIN WITH $1.27\mu\text{m}$ [.000050] MATTE TIN PLATE IN WIRE CRIMP AREA, BOTH OVER $1.27\mu\text{m}$ [.000050] NICKEL PLATE. CONFORMS TO THE REQUIREMENTS OF TE CONNECTIVITY PRODUCT SPEC 108-10042, BASED ON EIA-364-1000.01A (CONTROLLED ENVIRONMENT APPLICATIONS).

OBSOLETE	1	11	BRASS	-	2-66359-0
	1	10	CU-NI ALLOY	1-66361-6	1-66359-9
	STANDARD	10	BRASS	1-66361-2	1-66359-8
	1	5	CU-NI ALLOY	1-66361-5	1-66359-7
	1	2	CU-NI ALLOY	1-66361-4	1-66359-6
OBSOLETE	1	10	PHOSPHOR BRONZE	-	1-66359-5
	1	10	BRASS	1-66361-2	1-66359-4
	1	9	BRASS	66361-9	1-66359-3
	1	2	PHOSPHOR BRONZE	66361-8	1-66359-2
	1	5	PHOSPHOR BRONZE	66361-7	1-66359-1
	1	12	BRASS	66361-4	1-66359-0
	1	4	BRASS	66361-3	66359-9
	1	5	BRASS	66361-2	66359-6
	1	3	BRASS	66361-1	66359-5
	STANDARD	12	BRASS	66361-4	66359-4
STANDARD	4	BRASS	66361-3	66359-3	
STANDARD	5	BRASS	66361-2	66359-2	
STANDARD	3	BRASS	66361-1	66359-1	
REELING	PIN BODY FINISH	PIN BODY	LOOSE PIECE REF	PART NO	

THIS DRAWING IS A CONTROLLED DOCUMENT.

DIMENSIONS: mm [INCHES]	TOLERANCES UNLESS OTHERWISE SPECIFIED: 0 PLC ± - 1 PLC ± - 2 PLC ± 0.13 [.005] 3 PLC ± - 4 PLC ± - ANGLES ± -	DWN V. FURLER 23JUL2003 CHK G. STEINHAUER 24JUL03 APVD G. STEINHAUER 24JUL03	TE Connectivity
MATERIAL SEE CALLOUTS	FINISH SEE TABLE	PRODUCT SPEC APPLICATION SPEC	PIN ASSEMBLY, .062, TYPE III+
WEIGHT -	SCALE A2	CAGE CODE 00779	DRAWING NO C-66359
CUSTOMER DRAWING	SCALE NTS	SHEET 1 OF 1	RESTRICTED TO REV AG