THIS DRAWING IS UNPUBLISHED. RELEASED FOR PUBLICATION - ,- .
© COPYRIGHT - KH ALL RIGHTS RESERVED.

REVISIONS

P	LTR	DESCRIPTION	DATE	DWN	APVD
	G2	REVISED PER ECR-15-014064	07MAR2016	NK	NL

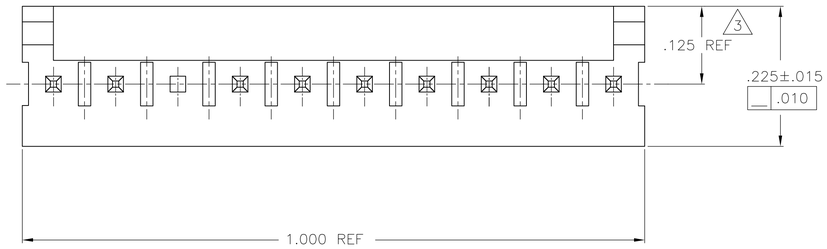

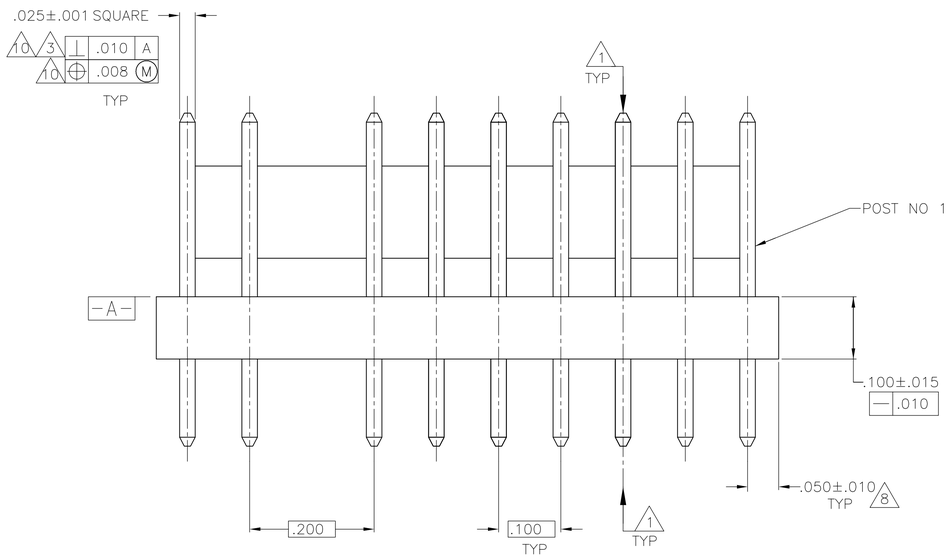

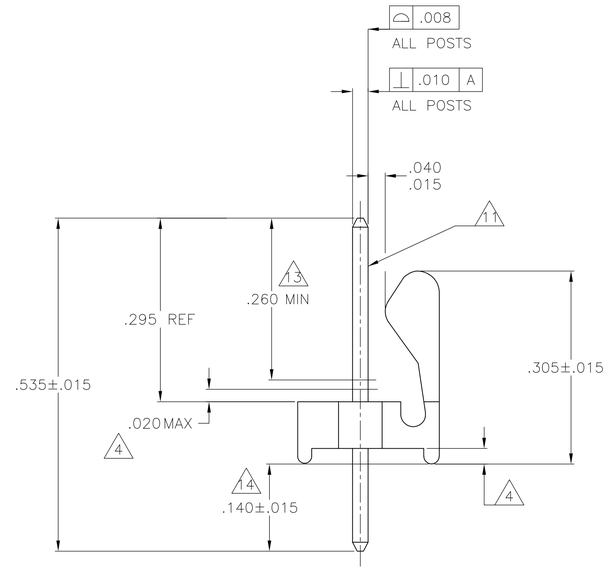

1. POST TO WITHSTAND 13 NEWTONS (3 LBS) MIN. AXIAL FORCE IN BOTH DIRECTIONS SHOWN WITHOUT DISLODGING.
2. TOLERANCES APPLY TO SOLDER SIDE OF BOARD.
3. MEASURED AT SURFACE -A-
4. PLASTIC FLASH PERMITTED IN THIS AREA.
5. PARTS COMPLY WITH AMP SOLDERABILITY SPEC. NO. 109-11-2.
6. ONE HOLE MAY BE UNDERSIZED(.032-.035 DIA) FOR ASSEMBLY RETENTION DURING WAVE SOLDERING.
7. MATERIAL: HEADER-THERMOPLASTIC POLYESTER UL94V-0(NATURAL) POST-COPPER ALLOY (SEE NOTES 13 & 14 FOR PLATING)
8. COORDINATE DIMENSION APPLIES FROM CENTER OF ACTUAL FEATURE.
9. PLASTIC BURRS CAUSED BY CUT-OFF TOOLING ARE PERMITTED WITHIN THE MAXIMUM TOLERANCE ENVELOPE.
10. POSTS TO BE MEASURED WHEN STRIP IS HELD FLAT.
11. POSTS MUSTS WITHSTAND TWO 90° BENDS AGAINST EXTRUSION WITHOUT BREAKING.
12. DIMENSION SHOULD BE .130 MIN WHEN MATING WITH A MTA 100 CONNECTOR ASSEMBLY OR A CST 100 CONNECTOR.
13. PLATING: GOLD PLATE AREA, .000015 GOLD OR .000003 MIN GOLD FLASH OVER .000012 PALLADIUM NICKEL PER TE CONNECTIVITY'S DISCRETION ,ALL SIDES,OVER NICKEL UNDERPLATE, .000050 MIN., ALL SIDES AND ENTIRE LENGTH OF POST.
14. PLATING: BRIGHT TIN/LEAD (9/37) PLATE AREA, .000150-.000350 THICK,ALL FOUR SIDES, .125 MIN.

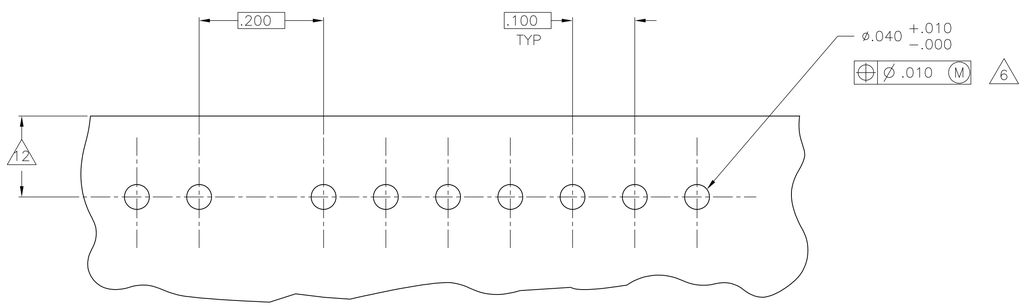

RECOMMENDED MOUNTING HOLE PATTERN FOR .063 THICK P.C. BOARD 2

.040	1.02		
.035	0.89		
.032	0.81	1.000	25.40
.025	0.64	.535	13.59
.020	0.51	.310	7.87
.015	0.38	.295	7.49
.010	0.25	.260	6.60
.008	0.20	.225	5.72
.005	0.13	.200	5.08
.001	0.03	.140	3.56
.000350	0.00889	.130	3.30
.000150	0.00381	.125	3.18
.000050	0.00127	.100	2.54
.000015	0.00038	.063	1.60
.000	0.00	.050	1.27
IN	MM	IN	MM

CONVERSION TABLE

8	644321-1
POST NUMBER OMITTED	PART NUMBER

THIS DRAWING IS A CONTROLLED DOCUMENT.

DIMENSIONS: INCHES

TOLERANCES UNLESS OTHERWISE SPECIFIED: 0 PLC ± - ; 1 PLC ± - ; 2 PLC ± - ; 3 PLC ± .005 ; 4 PLC ± - ; ANGLES ± 0°30'

MATERIAL 7 FINISH 7

DWN L. SMITH 4-5-93
CHK R. SWING 4-5-93
APVD R.SPEER 4-5-93
PRODUCT SPEC —
APPLICATION SPEC —
WEIGHT —

TE Connectivity

NAME MTA 100 HDR ASSY,FRICTION LOCK, NOTCHED,.025 SQUARE STRAIGHT POST,.000015 GOLD PLATED,

SIZE	CAGE CODE	DRAWING NO	RESTRICTED TO
A1	00779	C-644321	—

CUSTOMER DRAWING SCALE 8:1 SHEET 1 OF 1 REV G2

4805 (1/15)