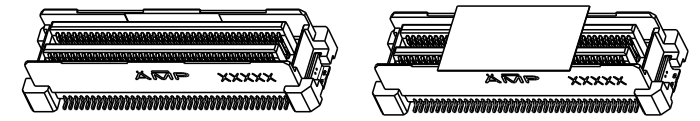
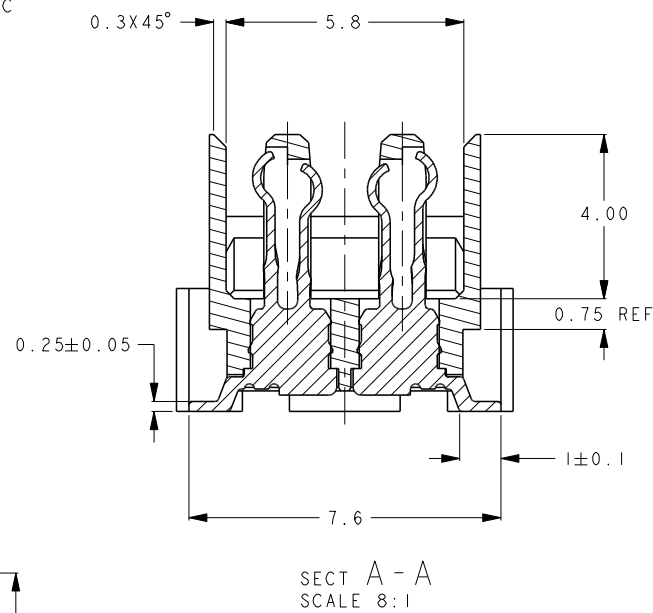
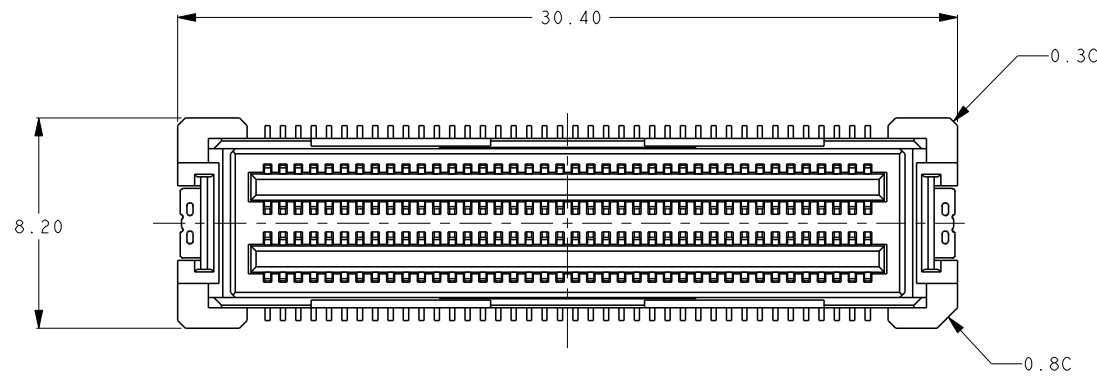


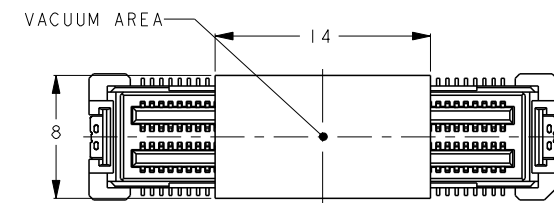
THIS DRAWING IS UNPUBLISHED. RELEASED FOR PUBLICATION 2011
 © COPYRIGHT 2011 BY Tyco Electronics Japan G.K. ALL RIGHTS RESERVED.

LOC		DIST		REVISIONS			
P	LTR	DESCRIPTION	DATE	DWN	APVD		
G		REVISED	08AUG2011	T.S	N.Y		
G1		ADD P/N 6376611-3	18OCT2018	A.W	R.B		
G2		ADD MISSING PCB DIMENSION	24JAN2019	A.W	R.B		

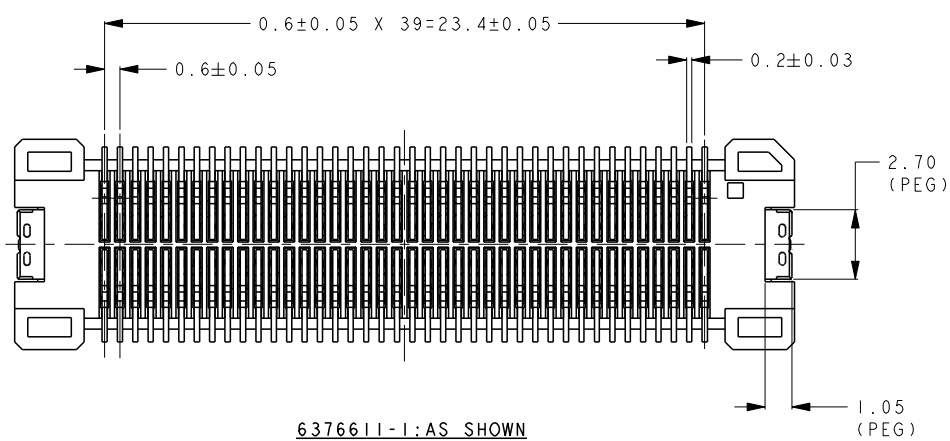
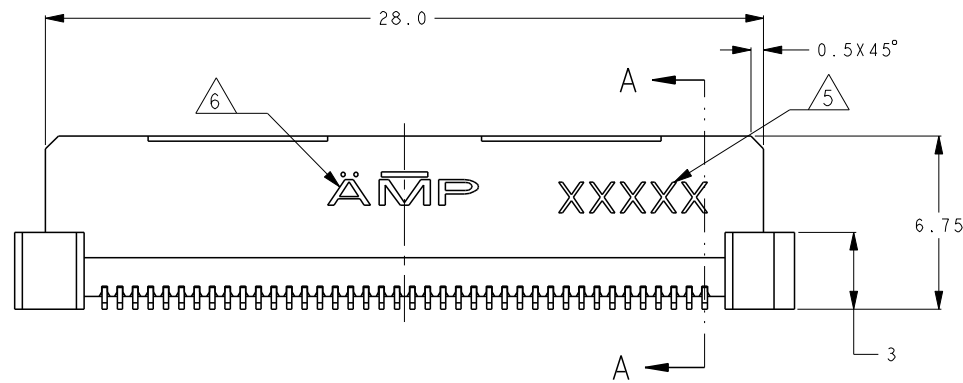
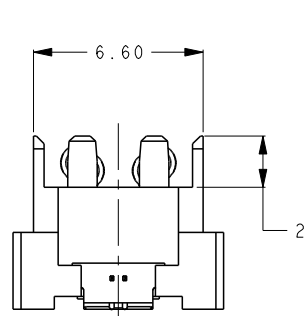


6376611-1,3
SCALE 2:1

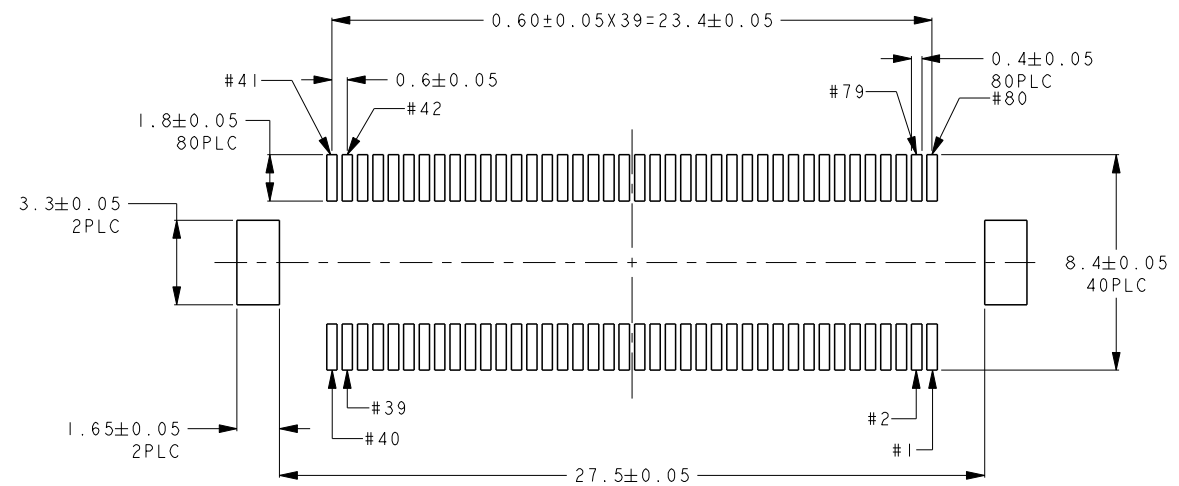
6376611-2
SCALE 2:1



6376611-2: AS SHOWN WITH POLYIMIDE TAPE
SCALE 3:1



6376611-1: AS SHOWN



RECOMMENDED PCB LAYOUT

- ① MATERIAL : HOUSING; LCP
; CONTACT; COPPER ALLOY
- ② FINISH : UNDER Ni PL. 0.8µmMIN
CONTACT AREA: Au PL. 0.3µmMIN
SOLDERING AREA: Au FLASH

3. COPLANARITY 0.1MAX.

4. SHOULD BE PUT 45 CONNECTORS IN HARD TRAY. (SEE SHEET 2)

- ⑤ DATE CODE IS MARKED TO CHINA PRODUCTION PRODUCT.
THE FACE SIDE AND BACK SIDE IS NOT ASKED.

- ⑥ AMP : MADE IN JAPAN
AMP : MADE IN CHINA

- ⑦ CONNECTORS AND TRAY SHALL BE COVERED BY PLASTIC BAG WITH ENCLOSED DESICCANT.

DESCRIPTION	PACKAGE	PART NO
WITH POLYIMIDE TAPE	HARD TRAY	6376611-2
W/O POLYIMIDE TAPE	HARD TRAY	6376611-3
W/O POLYIMIDE TAPE	HARD TRAY	6376611-1

THIS DRAWING IS A CONTROLLED DOCUMENT.		DWN K. Sakai 23JAN2006	TE Connectivity
DIMENSIONS: mm		CHK E. Takemasa 23JAN2006	
TOLERANCES UNLESS OTHERWISE SPECIFIED: 0 PLC ±0.3 1 PLC ±0.25 2 PLC ±0.2 3 PLC ± 4 PLC ± ANGLES ±3° FINISH		APVD M. Kimura 23JAN2006	
MATERIAL		NAME 108-5724 PRODUCT SPEC APPLICATION SPEC	
		WEIGHT 1.7g	HDR ASSEMBLY 6.75mm HEIGHT 0.6mm PITCH 80P MICRO STACK CONNECTOR
		CUSTOMER DRAWING	SIZE CAGE CODE DRAWING NO A200779C-6376611
		SCALE 5:1	RESTRICTED TO
		SHEET 1 OF 2	REV G2

4


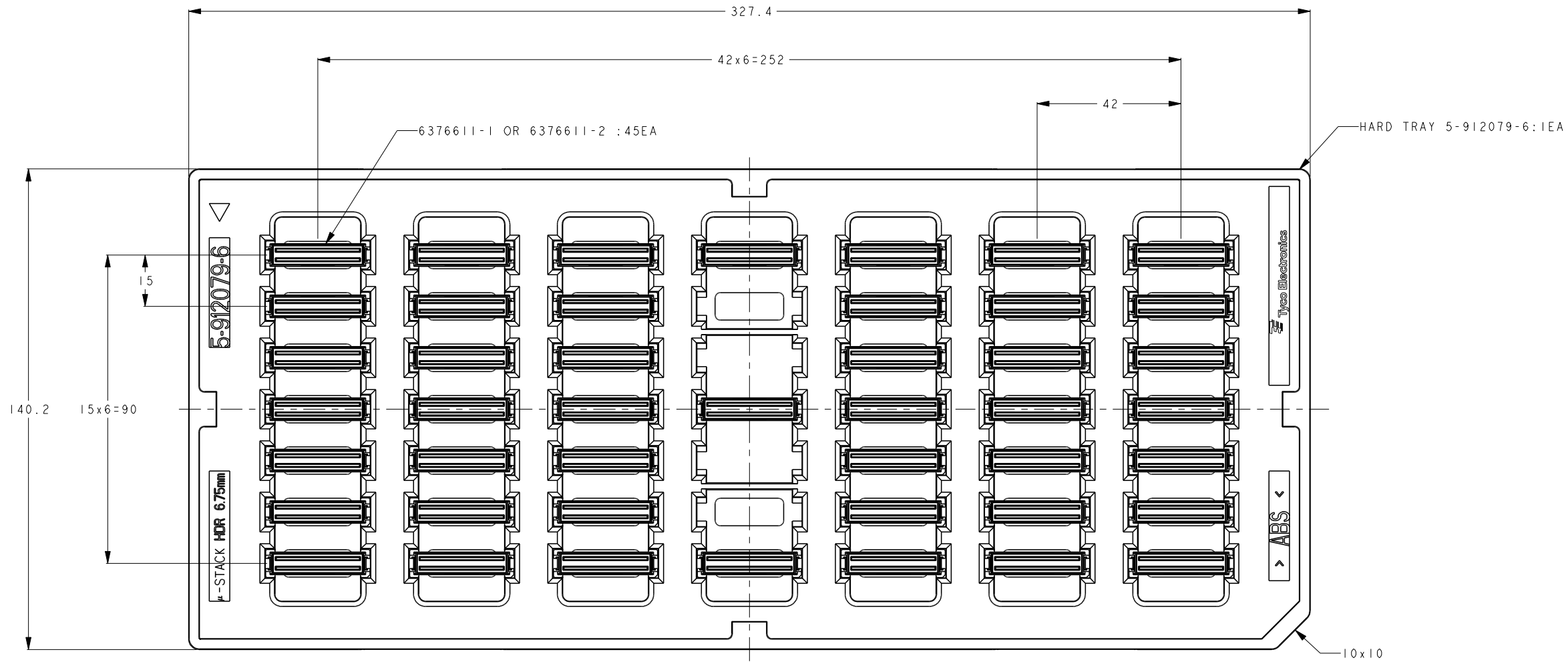
3

2

1

THIS DRAWING IS UNPUBLISHED. RELEASED FOR PUBLICATION 2011
© COPYRIGHT 2011 BY Tyco Electronics Japan G.K. ALL RIGHTS RESERVED.

LOC	DIST	REVISIONS					
J	-	P	LTR	DESCRIPTION	DATE	DWN	APVD
		-		SEE SHEET 1			



HARD TRAY ASSEMBLY SPEC

THIS DRAWING IS A CONTROLLED DOCUMENT.		DWN K. Sakai	23JAN2006	 TE Connectivity	NAME HDR ASSEMBLY 6.75mm HEIGHT 0.6mm PITCH 80P MICRO STACK CONNECTOR
DIMENSIONS: mm		CHK E. Takemasa	23JAN2006		
		APVD M. Kimura	23JAN2006		
TOLERANCES UNLESS OTHERWISE SPECIFIED: ± 1		PRODUCT SPEC 108-5724	APPLICATION SPEC -		
MATERIAL		WEIGHT 1.7g		SIZE A200779	CAGE CODE C-6376611
ANGLE FINISH ± 3°		CUSTOMER DRAWING		SCALE 5:1	SHEET 2 OF 2
				RESTRICTED TO	REV G2