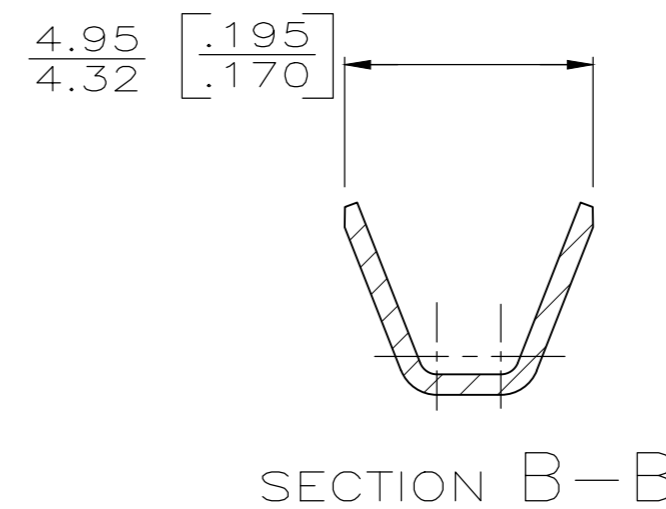
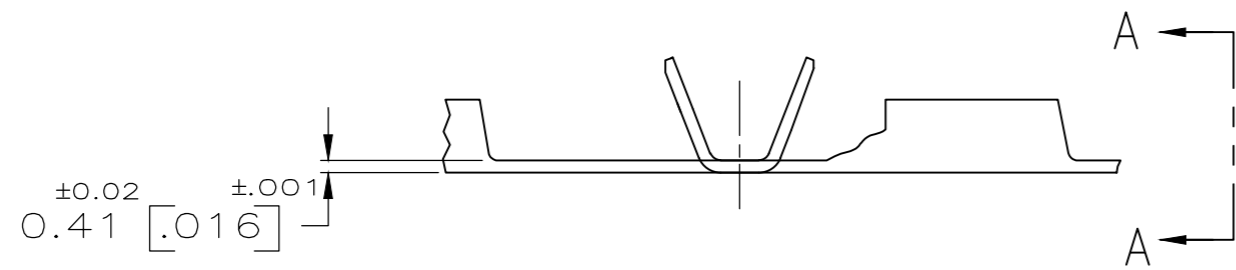
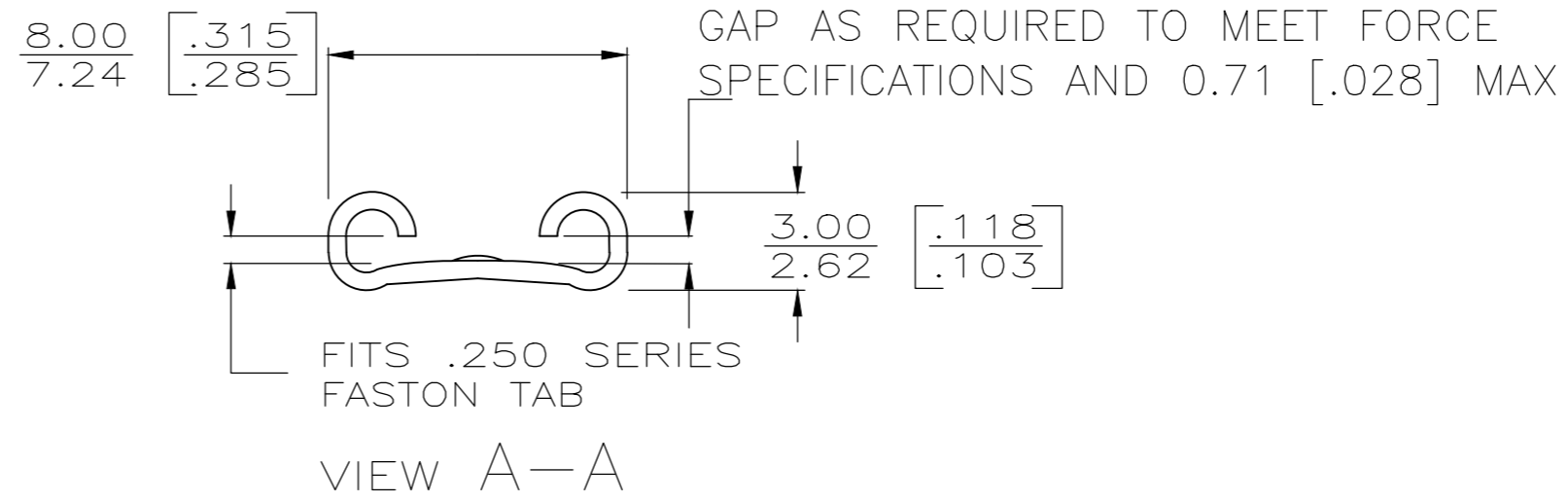
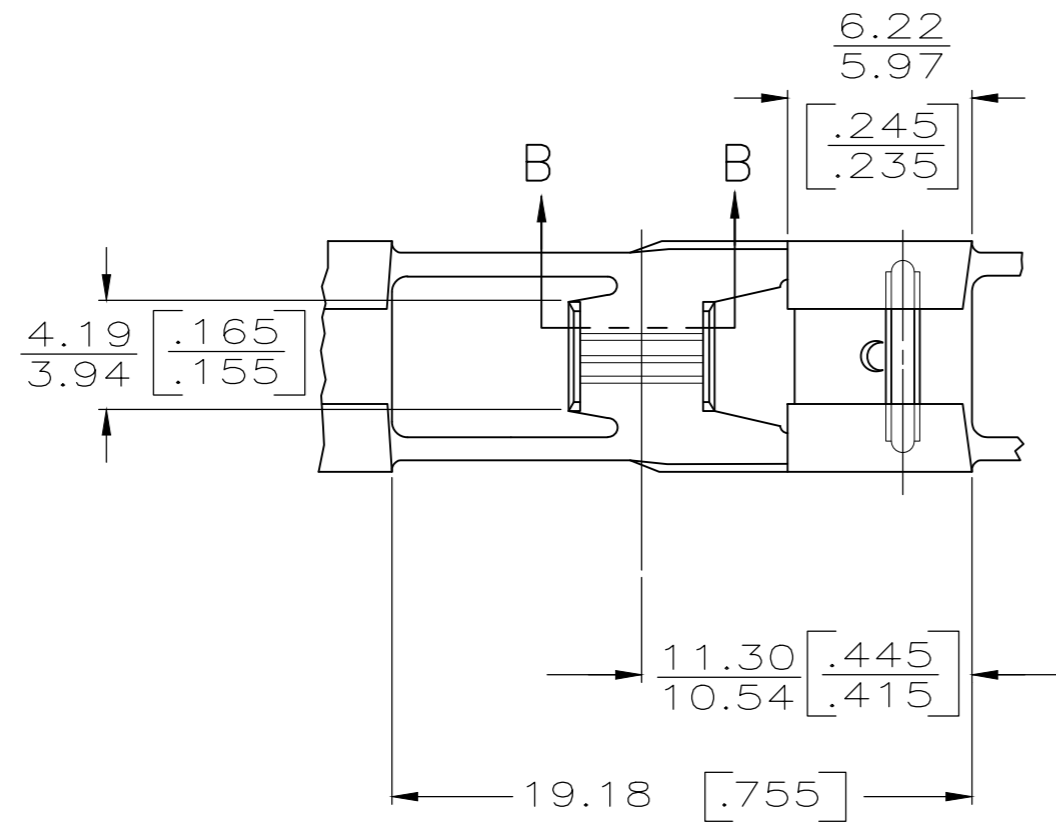


THIS DRAWING IS UNPUBLISHED. RELEASED FOR PUBLICATION
 © COPYRIGHT - By - ALL RIGHTS RESERVED.

LOC		DIST		REVISIONS			
P	LTR	DESCRIPTION		DATE	DWN	APVD	
AF	50	H1	REVISED PER ECR-20-009164		3AUG2020	MK	DH

- 1 DIMENSIONS IN BRACKETS ARE IN INCHES.
- 2 CONTINUOUS STRIP ON REELS.



PART NO.	WIRE		WIRE BARREL CRIMP				TENSILE STRENGTH POUNDS
	QTY	SIZE AWG	WIDTH	CRIMP HEIGHT	CRIMPER	ANVIL	
63315-1	1	14	.120	.071	F	FLAT	50
	1	16		.063			30
	1	18		.057			20

FINISH	WIRE SIZE	TAB THK	PART NUMBER
TIN	0.8-2.0 mm ² [18-14]	0.84-0.76 [033-.030]	63315-2
	0.8-2.0 mm ² [18-14]	0.84-0.76 [033-.030]	63315-1

THIS DRAWING IS A CONTROLLED DOCUMENT.

DIMENSIONS: mm [INCHES]	TOLERANCES UNLESS OTHERWISE SPECIFIED:	DWN JR RUTH 6/16/87	 TE Connectivity RECEPTACLE, FASTON, FLAG, .250 SERIES
	0 PLC ± -	CHK G YETTER 6/17/87	
	1 PLC ± -	APVD C MEYERS 6/17/87	
	2 PLC ± -	PRODUCT SPEC	
MATERIAL BRASS	FINISH SEE TABLE	APVD C MEYERS 6/17/87	RESTRICTED TO
		APPLICATION SPEC	SIZE A2
		WEIGHT -	CAGE CODE 00779
		CUSTOMER DRAWING	DRAWING NO C-63315
		SCALE NTS	SHEET 1 of 1
			REV H1