THIS DRAWING IS UNPUBLISHED. RELEASED FOR PUBLICATION -,- .
© COPYRIGHT - BY TYCO ELECTRONICS CORPORATION. ALL RIGHTS RESERVED.

LOC	DIST
HC	00

REVISIONS

P	LTR	DESCRIPTION	DATE	DWN	APVD
	O	REV PER EC-0S14-0496-04	01FEB2005	LV	KW

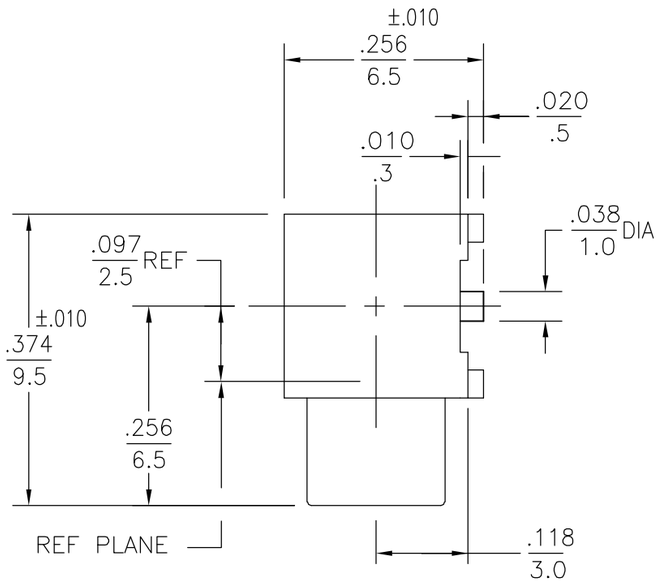

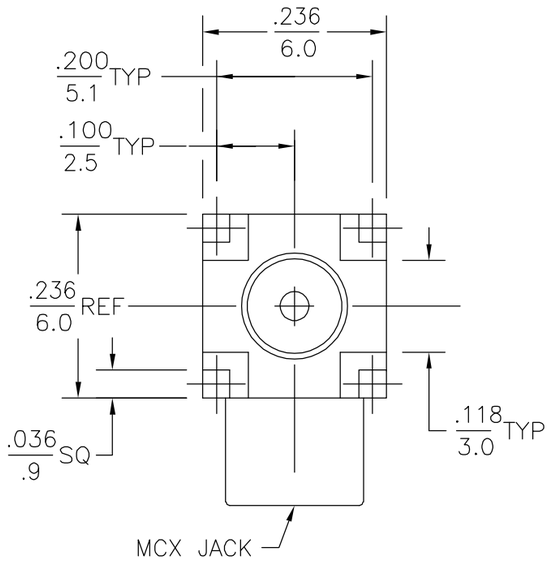

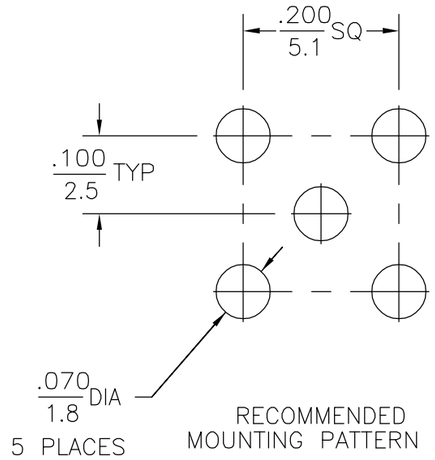

ELECTRICAL	
Nominal Impedance (Ohms)	50
Frequency Range (GHz)	DC to 4.0
Volt Rating (VRMS MAX)	
@ Sea Level	335
VSWR	1.15:1
Insertion Loss (dB MAX)	.1dB x FGHz
RF Leakage (dB MIN) (Interface Only Fully Mated)	N/A
Corona 70.000 FI (VRMS MIN)	250
Dielectric Withstanding Voltage (VRMS MIN) @ Sea Level	1000
Contact Resistance (MilliOhms MAX)	
Center Contact	5.0
Outer Contact	1.0
Cable to Housing	0.5
RF High Potential @ Sea Level (VRMS MIN @ 5 MHz)	670
I.R. (MegaOhmz MIN)	10,000

MECHANICAL	
Interface Dimensions	N/A
Mating Characteristics:	
Insertion (MAX Lbs)	3.4
Withdrawal (MIN Oz)	1.77MIN-4.50 MAX
Center Contact Captivation:	
DESIGNED TO MAINTAIN MCX	
INTERFACE WHEN MATING	
Cable Retention:	
Axial Force (Lbs)	N/A
Torque (In/Oz)	N/A
Weight (Grams)	N/A

ENVIRONMENTAL	
Temperature Rating	-65°C to +165°C
Vibration	MIL-STD-202, Method 204, Condition B
Shock	N/A
Thermal Shock	MIL-STD-202, Method 102, Condition C
Except High Temperature	N/A
Moisture Resistance	MIL-STD-202D 10 Cycles, 24 Hours
Corrosion	MIL-STD-202, Method 101, Condition B

COMPONENT	MATERIAL	FINISH
HOUSING	BRASS PER QQ-B-626 COMP. 360	TIN PLATE PER ASTM-B-545
DIELECTRIC	PTFE FLUOROCARBON PER ASTM-D-1457	-
CENTER CONTACT	BE-CU PER ASTM-B-196, ALLOY	GOLD PLATE PER ASTM-B488

6061035-1
PART NUMBER

THIS DRAWING IS A CONTROLLED DOCUMENT.

DIMENSIONS: INCHES / mm

TOLERANCES UNLESS OTHERWISE SPECIFIED:
0 PLC ± -
1 PLC ± -
2 PLC ± -
3 PLC ± .005[.13]
4 PLC ± -
ANGLES ± 1°

MATERIAL: SEE TABLE
FINISH: SEE TABLE

DWN L. VARELA - DOCK5 01FEB2005
CHK J. HAVENER 01FEB2005
APVD K. WEIDNER 01FEB2005
PRODUCT SPEC —
APPLICATION SPEC —
WEIGHT —

tyco Electronics
Tyco Electronics Corporation
Harrisburg, PA 17105-3608

NAME
MCX PRINTED WIRING BOARD
RIGHT ANGLE JACK RECEPTACLE
STRAIGHT TERMINAL, (5864-5003-13)

SIZE	CAGE CODE	DRAWING NO	RESTRICTED TO
A3	00779	C-6061035	—

CUSTOMER DRAWING
SCALE 6:1 SHEET 1 OF 1 REV 0

AMP 1470-19 REV 31MAR2000