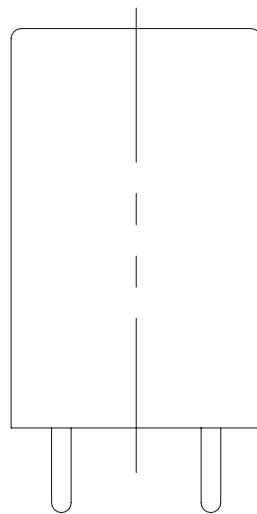
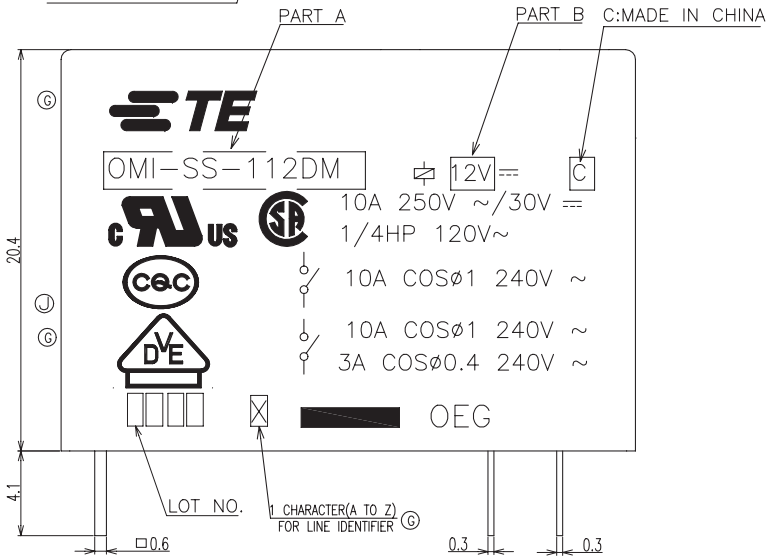
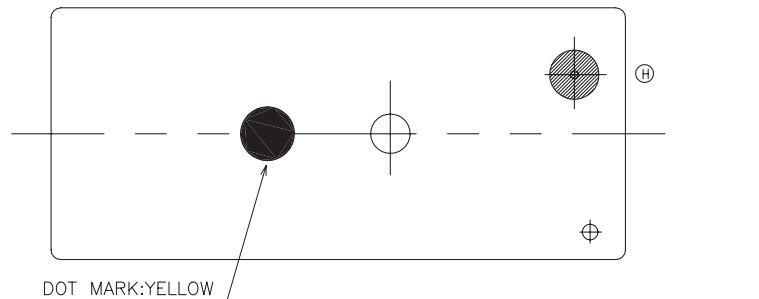
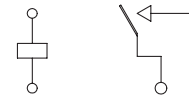


THIS DRAWING IS UNPUBLISHED. RELEASED FOR PUBLICATION
 © COPYRIGHT - By - ALL RIGHTS RESERVED.

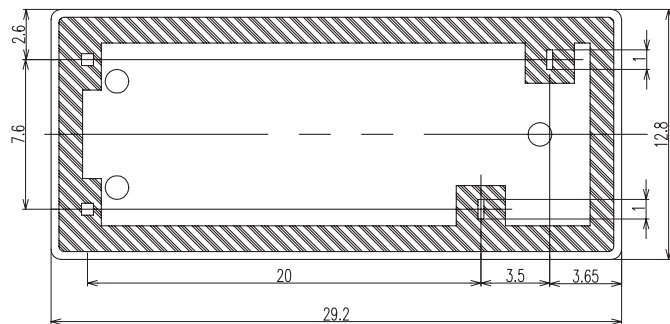
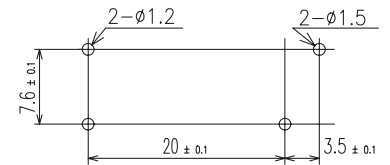
| LOC | | DIST | | REVISIONS | | | |
|-----|-----|---|--|---------------|-----------|-------|-----|
| P | LTR | DESCRIPTION | | DATE | DWN | APVD | |
| | J | CHANGE BASE MATERIAL TO PBT, DIMENSION CHANGE, CANCEL SEMKO | | ECN-21-111227 | 15-JUL-21 | X.R.L | K.T |



CONNECTION DIAGRAM (BOTTOM VIEW)



DRILLING DIAGRAM(2/1) (BOTTOM VIEW)



| | | | | | | | |
|---|--|------------------|--|---|--|---------------|--|
| THIS DRAWING IS A CONTROLLED DOCUMENT. | | DWN H.SASAKI | | TE Connectivity OMI-SH-D/LM CUSTOMER DRAWING | | | |
| DIMENSIONS: mm | | CHK Y.OIKAWA | | | | | |
| TOLERANCES UNLESS OTHERWISE SPECIFIED: | | APVD A.NAGAI | | PRODUCT SPEC | | SIZE | |
| 0 PLC ±- 1 PLC ±- 2 PLC ±- 3 PLC ±- 4 PLC ±- ANGLES ±- FINISH | | APPLICATION SPEC | | CAGE CODE | | DRAWING NO | |
| MATERIAL | | WEIGHT | | A3 00779 | | RESTRICTED TO | |
| CUSTOMER DRAWING | | | | SCALE 1:1 | | SHEET 1 OF 2 | |
| | | | | REV | | J | |

4

3

2

1

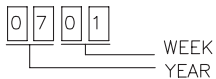
THIS DRAWING IS UNPUBLISHED. RELEASED FOR PUBLICATION -,- .
 © COPYRIGHT - By - ALL RIGHTS RESERVED.

| LOC | DIST | REVISIONS | | | | | |
|-----|------|-----------|-----|-------------|------|-----|------|
| HB | - | P | LTR | DESCRIPTION | DATE | DWN | APVD |
| | | - | - | | | | |

| 1-1419122-6 | OMI-SH-124LM | 24V | OMI-SH-124LM |
|-------------|--------------|--------|--------------|
| 6-1419144-3 | OMI-SH-112DM | 12V | OMI-SH-112DM |
| PART NO | TE TYPE NAME | PART B | PART A |

RELAY TYPE

- NOTES:
 1.-SH-:WASHABLE TYPE
 2.LOT NO. SYSTEM AS FOLLOWING:



- 3.GENERAL TOLERANCE AS FOLLOWING:

| TOLERANCE | |
|------------|------|
| 0~0.99mm | ±0.1 |
| 1mm~2.99mm | ±0.2 |
| 3mmMIN. | ±0.3 |

- 4.TERMINAL DIMENSION IS NOT INCLUDING SOLDER TIP.

- ⑤ 5.FOR THE TIN-PLATING OF THE PINS:
 +0.1mm FOR WIDTH,THICKNESS AND DIAMETER.
 +0.5mm FOR LENGTH.

| | | UV RESIN | UV SEAL | 17 |
|------------------|------------|-------------|---------------------|------|
| | | EPOXY RESIN | SEAL | 16 |
| UL94 V-0 | | PBT | CASE | 15 |
| | | — | TAPE | 14 |
| CLASS E | | UEW | MAGNETIC WIRE | 13 |
| UL94 V-0 | | PBT ① | BASE | 12 |
| UL94 V-0 | | PBT | BOBBIN | 11 |
| | SOLDER DIP | CP WIRE | COIL TERMINAL | 10 |
| UL94 V-0 | | PPS | CARD | 9 |
| | | Ag ALLOY | MOVABLE CONTACT | 8 |
| | | Ag ALLOY | STATIONARY CONTACT | 7 |
| | | Cu ALLOY | HINGE SPRING | 6 |
| | SOLDER DIP | Cu ALLOY | STATIONARY TERMINAL | 5 |
| | SOLDER DIP | Cu ALLOY | MOVABLE SPRING | 4 |
| | | STEEL | CORE | 3 |
| | | STEEL | ARMATURE | 2 |
| | | STEEL | YOKE | 1 |
| INCOMBUSTIBILITY | TREATMENT | MATERIAL | DESCRIPTION | ITEM |

| | | | | | |
|---|--|-----------------------|---|--------------------|--------------------|
| THIS DRAWING IS A CONTROLLED DOCUMENT. | | DWN H.SASAKI | TE Connectivity OMI-SH-D/LM CUSTOMER DRAWING | | |
| DIMENSIONS: mm | | CHK Y.OIKAWA | | | |
| TOLERANCES UNLESS OTHERWISE SPECIFIED: | | APVD A.NAGAI | NAME | | |
| | | PRODUCT SPEC - | DRAWING NO | | |
| 0 PLC ± - 1 PLC ± - 2 PLC ± - 3 PLC ± - 4 PLC ± - ANGLES ± - | | APPLICATION SPEC - | SIZE A3 | CAGE CODE 00779 | RESTRICTED TO - |
| MATERIAL - | | FINISH - | DRAWING NO ⑤-6-1419144-3 | | |
| | | WEIGHT - | SCALE 1:1 SHEET 2 OF 2 REV J | | |
| | | CUSTOMER DRAWING | | | |