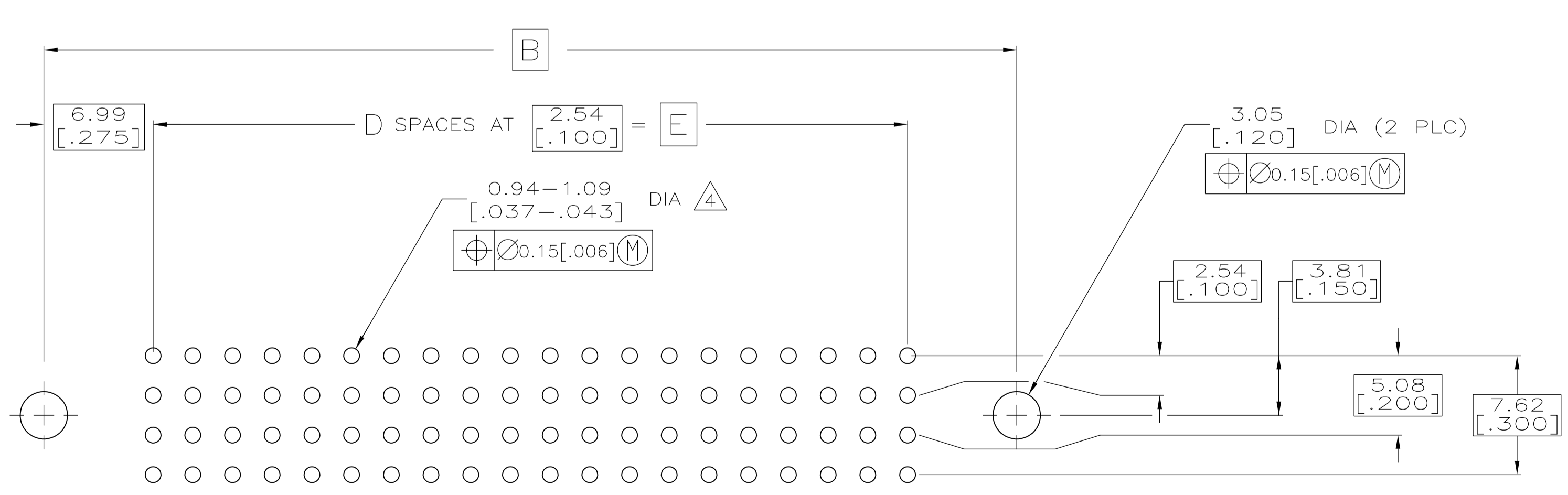
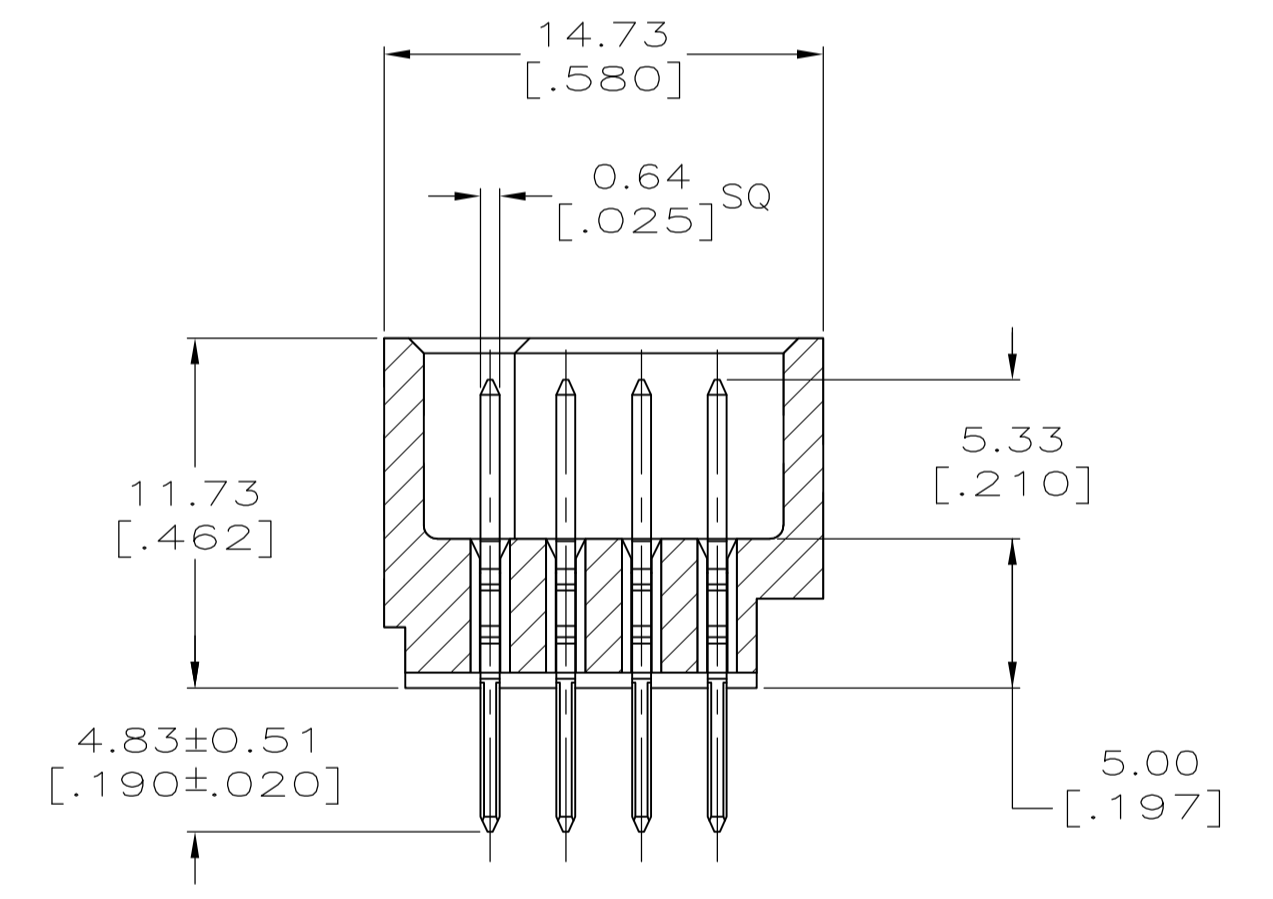
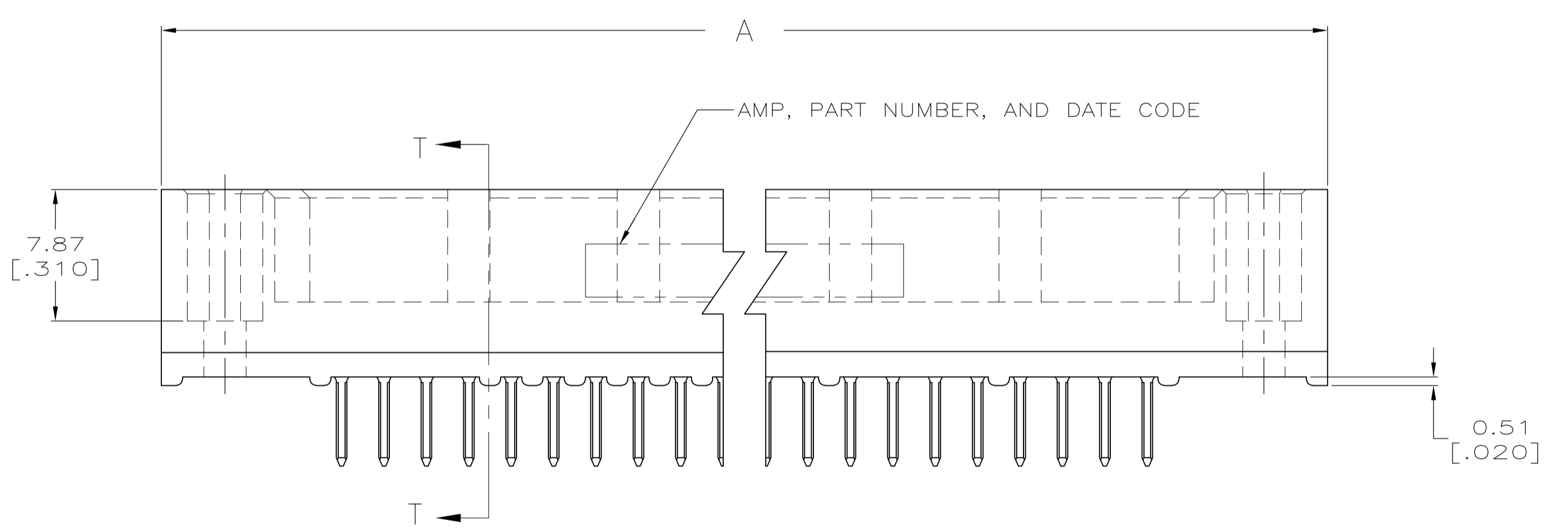
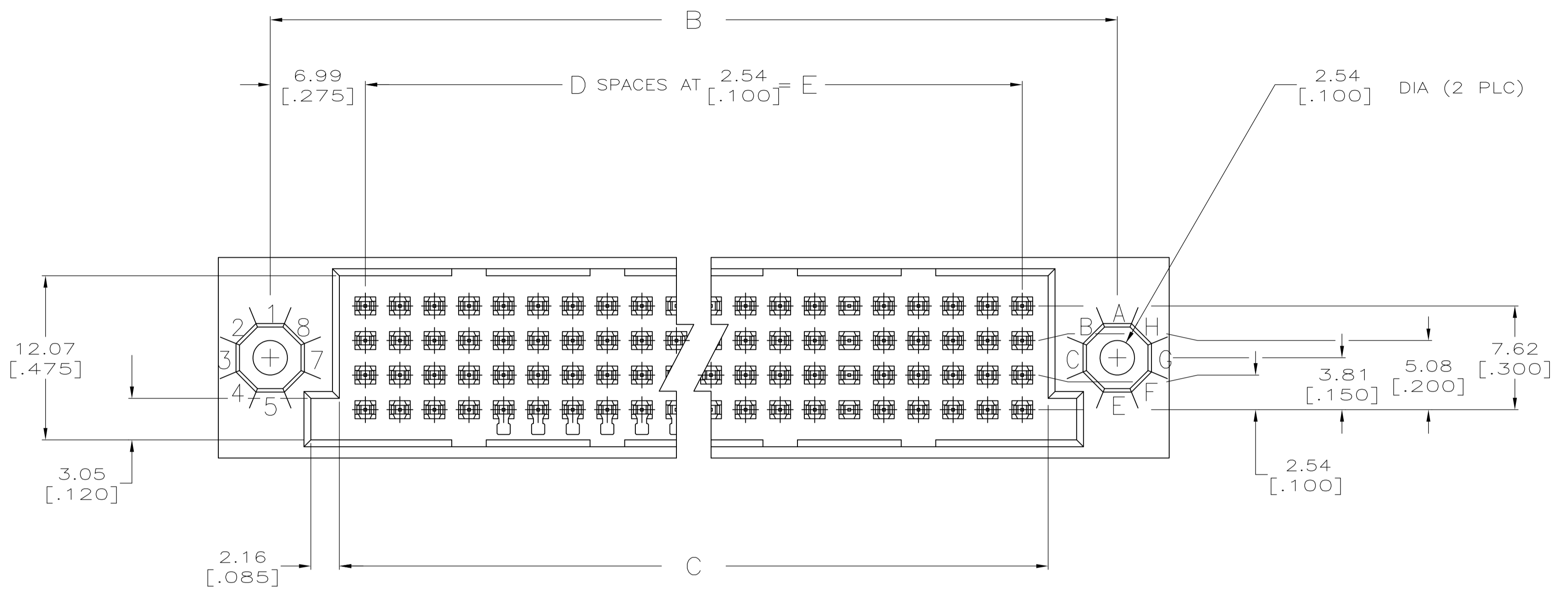


REVISIONS					
P	LTR	DESCRIPTION	DATE	DMN	APVD
B		REVISED PER ECO-15-015252	13NOV15	BJ	FY
B1		REVISED PER ECO-16-003656	10MAR16	B.J	S.Y



RECOMMENDED P.C. BOARD LAYOUT

THIS DRAWING IS A CONTROLLED DOCUMENT.		DIN J. POLIGNONE 03MAR05		TE Connectivity	
DIMENSIONS: mm [INCHES]		TOLERANCES UNLESS OTHERWISE SPECIFIED:			
0 PLC ± - 1 PLC ± - 2 PLC ± - 3 PLC ± 0.13 [.005] 4 PLC ± - ANGLES ± α° 30°		A. SHARPE 03MAR05 NAME: ASSEMBLY, PIN, VERTICAL, HDI, LEAD-FREE PRODUCT SPEC: 4 ROW, WITHOUT GUIDES APPLICATION SPEC: 4.83[.190] SOLDER POSTS		SIZE: A1 CAGE CODE: 00779 DRAWING NO: 5532436 RESTRICTED TO:	
MATERIAL: 1/2		FINISH: 3		WEIGHT: - CUSTOMER DRAWING: SCALE 4:1 SHEET 1 OF 2 REV B1	

REVISIONS				
P	LYR	DESCRIPTION	DATE	BY
-		SEE SHEET 1	-	-

- ① HOUSING MATERIAL: THERMOPLASTIC.
- ② CONTACT MATERIAL: COPPER ALLOY.
- ③ FINISH:  
MATING AREA: MEETS THE PERFORMANCE REQUIREMENTS OF PRODUCT SPECIFICATION 108-9063; BASED ON TELCORDIA DR-1217-CORE APPLICATIONS IN UNCONTROLLED ENVIRONMENTS.  
TIN PLATED POSTS.
- ④ SOLDER PIN POST RECOMMENDED P.C. BOARD HOLE SIZES ARE 0.94-1.09 [.037-.043]; RECOMMENDED PAD DIA IS 1.52 [.060].
- ⑤ OBSOLETE PARTS: OBSOLETE CIS STREAMLINING PER D.RENAUD/D.SINISI

⑤	OBSOLETE	149.86 [5.900]	59	153.67 [6.050]	163.83 [6.450]	171.45 [6.750]	240	5532436-9
⑤	OBSOLETE	137.16 [5.400]	54	140.97 [5.550]	151.13 [5.950]	158.75 [6.250]	220	5532436-8
		124.46 [4.900]	49	128.27 [5.050]	138.43 [5.450]	146.05 [5.750]	200	5532436-7
		111.76 [4.400]	44	115.57 [4.550]	125.73 [4.950]	133.35 [5.250]	180	5532436-6
		99.06 [3.900]	39	102.87 [4.050]	113.03 [4.450]	120.65 [4.750]	160	5532436-5
⑤	OBSOLETE	86.36 [3.400]	34	90.17 [3.550]	100.33 [3.950]	107.95 [4.250]	140	5532436-4
		78.74 [3.100]	31	82.55 [3.250]	92.71 [3.650]	100.33 [3.950]	128	5532436-3
		73.66 [2.900]	29	77.47 [3.050]	87.63 [3.450]	95.25 [3.750]	120	5532436-2
		60.96 [2.400]	24	64.77 [2.550]	74.93 [2.950]	82.55 [3.250]	100	5532436-1
				E	D	C	B	A
								POSN
								PART NUMBER

THIS DRAWING IS A CONTROLLED DOCUMENT.		DIN J. POLIGNONE 03MAR05		STE TE Connectivity	
DIMENSIONS: mm [INCHES]		TOLERANCES UNLESS OTHERWISE SPECIFIED:		APPROVED BY: A. SHARPE 03MAR05	
0 PLC ± -		1 PLC ± -		NAME: ASSEMBLY, PIN, VERTICAL, HDI, LEAD-FREE, 4 ROW, WITHOUT GUIDES, 4.83[.190] SOLDER POSTS	
2 PLC ± -		3 PLC ± 0.13 [.005]		APPLICATION SPEC	
4 PLC ± -		ANGLES ± α° 30'		SIZE: A1	
MATERIAL: ①②		FINISH: ③		WEIGHT: -	
CUSTOMER DRAWING		SCALE: 4:1		SHEET 2 OF 2	
		DRAWING NO: 00779		REV B1	
		CAGE CODE: 5532436		REV B1	