© – TE Connectivity. All Rights Reserved.

REVISIONS					
P	LTR	DESCRIPTION	DATE	DWN	APVD
	T	HOUSING RESIN CHANGED	25OCT2021	SCB	KJK

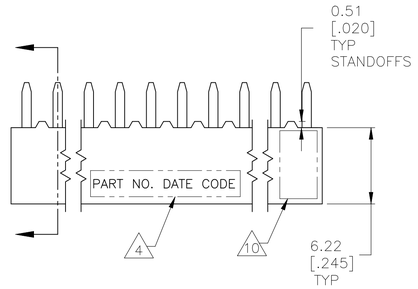

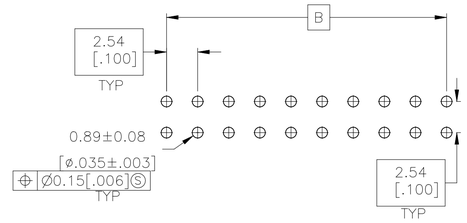

RECOMMENDED PC BOARD HOLE PATTERN
PC BOARD THICKNESS 1.57[.062]

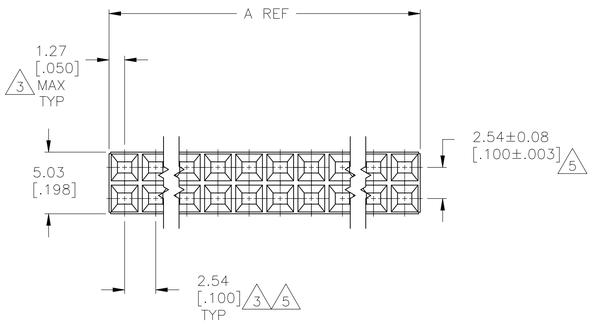

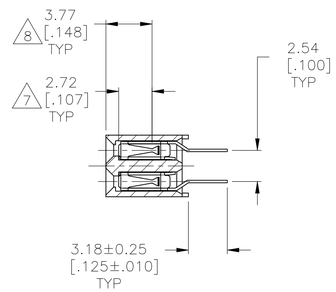

1. HOUSING: FLAME RETARDANT, GLASS FILLED, THERMOPLASTIC, COLOR: BLACK.
   CONTACT: PHOSPHOR BRONZE
2. CONTACT: AREA, 2.54–5.08µm[.000100–.000200] BRIGHT TIN–LEAD OVER 1.27µm[.000050] MIN NICKEL
3. THESE DIMENSIONS PERTAIN TO CAVITIY CENTERLINES ONLY – NOT TO CONTACT LOACATIONS
4. MARK PART NUMBER AND DATE CODE ARE MARKED IN APPROXIMATE LOCATION SHOWN, EITHER SIDE.
5. TOLERANCE IS NON–CUMULATIVE.
6. 2 POSITION DATE CODE IS MARKED OPPOSITE SIDE OF TE LOGO.
7. POINT–OF–MEASUREMENT DIMENSION FOR PLATING THICKNESS (INSIDE CONTACT BEAM).
8. POINT–OF–CONTACT DIMENSION.
9. CONTACT: AREA, 2.54–5.08µm[.000100–.000200] MATTE TIN OVER 1.27µm[.000050] MIN NICKEL
10. TE TRADEMARK AND CSA LOGO ARE MOLDED INTO HOUSING, THIS LOCATION.
11. NO PART NUMBER MARKING REQUIRED FOR THIS PART.
12. ROHS 2002/95/EC COMPLIANT.

	96.52[3.800]	99.06[3.900]	78	12	9–535585–0
	93.98[3.700]	96.52[3.800]	76	12	8–535585–9
	91.44[3.600]	93.98[3.700]	74	12	8–535585–8
	88.90[3.500]	91.44[3.600]	72	12	8–535585–7
	86.36[3.400]	88.90[3.500]	70	12	8–535585–6
	83.82[3.300]	86.36[3.400]	68	12	8–535585–5
	81.28[3.200]	83.82[3.300]	66	12	8–535585–4
	78.74[3.100]	81.28[3.200]	64	12	8–535585–3
	76.20[3.000]	78.74[3.100]	62	12	8–535585–2
	71.12[2.800]	73.66[2.900]	58	12	8–535585–1
	68.58[2.700]	71.12[2.800]	56	12	8–535585–0
	66.04[2.600]	68.58[2.700]	54	12	7–535585–9
	63.50[2.500]	66.04[2.600]	52	12	7–535585–8
	58.42[2.300]	60.96[2.400]	48	12	7–535585–7
	55.88[2.200]	58.42[2.300]	46	12	7–535585–6
	53.34[2.100]	55.88[2.200]	44	12	7–535585–5
	50.80[2.000]	53.34[2.100]	42	12	7–535585–4
	99.06[3.900]	101.60[4.000]	80	12	7–535585–3
	73.66[2.900]	76.20[3.000]	60	12	7–535585–2
9	60.96[2.400]	63.50[2.500]	50	12	7–535585–1
	48.26[1.900]	50.80[2.000]	40	12	7–535585–0
	45.72[1.800]	48.26[1.900]	38	12	6–535585–9
	43.18[1.700]	45.72[1.800]	36	12	6–535585–8
	40.64[1.600]	43.18[1.700]	34	12	6–535585–7
	38.10[1.500]	40.64[1.600]	32	12	6–535585–6
	35.56[1.400]	38.10[1.500]	30	12	6–535585–5
	33.02[1.300]	35.56[1.400]	28	12	6–535585–4
	30.48[1.200]	33.02[1.300]	26	12	6–535585–3
	27.94[1.100]	30.48[1.200]	24	12	6–535585–2
	25.40[1.000]	27.94[1.100]	22	12	6–535585–1
	22.86[.900]	25.40[1.000]	20	12	6–535585–0
	20.32[.800]	22.86[.900]	18	12	5–535585–9
	17.78[.700]	20.32[.800]	16	12	5–535585–8
	15.24[.600]	17.78[.700]	14	12	5–535585–7
	11 7.62[.300]	10.16[.400]	8	12	5–535585–6
	11 5.08[.200]	7.62[.300]	6	12	5–535585–5
	11 2.54[.100]	5.08[.200]	4	12	5–535585–4
	11 –	2.54[.100]	2	12 6	5–535585–3
	12.70[.500]	15.24[.600]	12	12	5–535585–2
	11 10.16[.400]	12.70[.500]	10	12	5–535585–1
FINISH	B	A	NO OF POSN		PART NUMBER

SUPERSEDED BY 6–535585–0	9	35.56[1.400]	38.10[1.500]	30	4–535585–1
		96.52[3.800]	99.06[3.900]	78	4–535585–0
		93.98[3.700]	96.52[3.800]	76	3–535585–9
		91.44[3.600]	93.98[3.700]	74	3–535585–8
		88.90[3.500]	91.44[3.600]	72	3–535585–7
		86.36[3.400]	88.90[3.500]	70	3–535585–6
		83.82[3.300]	86.36[3.400]	68	3–535585–5
		81.28[3.200]	83.82[3.300]	66	3–535585–4
		78.74[3.100]	81.28[3.200]	64	3–535585–3
		76.20[3.000]	78.74[3.100]	62	3–535585–2
		71.12[2.800]	73.66[2.900]	58	3–535585–1
		68.58[2.700]	71.12[2.800]	56	3–535585–0
		66.04[2.600]	68.58[2.700]	54	2–535585–9
		63.50[2.500]	66.04[2.600]	52	2–535585–8
		58.42[2.300]	60.96[2.400]	48	2–535585–7
		55.88[2.200]	58.42[2.300]	46	2–535585–6
		53.34[2.100]	55.88[2.200]	44	2–535585–5
		50.80[2.000]	53.34[2.100]	42	2–535585–4
		99.06[3.900]	101.60[4.000]	80	2–535585–3
		73.66[2.900]	76.20[3.000]	60	2–535585–2
	2	60.96[2.400]	63.50[2.500]	50	2–535585–1
		48.26[1.900]	50.80[2.000]	40	2–535585–0
		45.72[1.800]	48.26[1.900]	38	1–535585–9
		43.18[1.700]	45.72[1.800]	36	1–535585–8
		40.64[1.600]	43.18[1.700]	34	1–535585–7
		38.10[1.500]	40.64[1.600]	32	1–535585–6
		35.56[1.400]	38.10[1.500]	30	1–535585–5
		33.02[1.300]	35.56[1.400]	28	1–535585–4
		30.48[1.200]	33.02[1.300]	26	1–535585–3
		27.94[1.100]	30.48[1.200]	24	1–535585–2
		25.40[1.000]	27.94[1.100]	22	1–535585–1
		22.86[.900]	25.40[1.000]	20	1–535585–0
SUPERSEDED BY 5–535585–9		20.32[.800]	22.86[.900]	18	535585–9
SUPERSEDED BY 5–535585–8		17.78[.700]	20.32[.800]	16	535585–8
		15.24[.600]	17.78[.700]	14	535585–7
		11 7.62[.300]	10.16[.400]	8	535585–6
		11 5.08[.200]	7.62[.300]	6	535585–5
		11 2.54[.100]	5.08[.200]	4	535585–4
SUPERSEDED BY 5–535585–3		11 –	2.54[.100]	2	6 535585–3
		12.70[.500]	15.24[.600]	12	535585–2
		11 10.16[.400]	12.70[.500]	10	535585–1
	FINISH	B	A	NO OF POSN	PART NUMBER

THIS DRAWING IS A CONTROLLED DOCUMENT.

DIMENSIONS: mm [INCHES]

TOLERANCES UNLESS OTHERWISE SPECIFIED:
0 PLC ± –
1 PLC ± –
2 PLC ± 0.13[.005]
3 PLC ± –
4 PLC ± –
ANGLES ± –

MATERIAL 1
FINISH 2 9

DWN M.BINNER 06NOV2002
CHK J.OLSON 06NOV02
APVD J.OLSON 06NOV02
PRODUCT SPEC 108–25022
APPLICATION SPEC 114–25018
WEIGHT –

TE Connectivity

NAME
RECEPTACLE ASSEMBLY, MOD IV, DOUBLE ROW, DUAL ENTRY, .100X.100CL, VERTICAL MOUNT, AMPMODU

SIZE	CAGE CODE	DRAWING NO	RESTRICTED TO
A1	00779	C–535585	–

CUSTOMER DRAWING | SCALE 1:1 | SHEET 1 OF 1 | REV T

4805 (1/15)